

## HIGHLIGHTS OF PRESCRIBING INFORMATION

These highlights do not include all the information needed to use AVTOZMA safely and effectively. See full prescribing information for AVTOZMA.

AVTOZMA® (tocilizumab-anoh) injection, for intravenous or subcutaneous use

Initial U.S. Approval: 2025

AVTOZMA (tocilizumab-anoh) is biosimilar\* to ACTEMRA (tocilizumab).

### WARNING: RISK OF SERIOUS INFECTIONS

See full prescribing information for complete boxed warning.

- Serious infections leading to hospitalization or death including tuberculosis (TB), bacterial, invasive fungal, viral, and other opportunistic infections have occurred in patients receiving tocilizumab products. (5.1)
- If a serious infection develops, interrupt AVTOZMA until the infection is controlled. (5.1)
- Perform test for latent TB (except patients with COVID-19); if positive, start treatment for TB prior to starting AVTOZMA. (5.1)
- Monitor all patients for active TB during treatment, even if initial latent TB test is negative. (5.1)

### INDICATIONS AND USAGE

AVTOZMA® (tocilizumab-anoh) is an interleukin-6 (IL-6) receptor antagonist indicated for treatment of:

#### Rheumatoid Arthritis (RA) (1.1)

- Adult patients with moderately to severely active rheumatoid arthritis who have had an inadequate response to one or more Disease-Modifying Anti-Rheumatic Drugs (DMARDs).

#### Giant Cell Arteritis (GCA) (1.2)

- Adult patients with giant cell arteritis.

#### Polyarticular Juvenile Idiopathic Arthritis (PJIA) (1.3)

- Patients 2 years of age and older with active polyarticular juvenile idiopathic arthritis.

#### Systemic Juvenile Idiopathic Arthritis (SJIA) (1.4)

- Patients 2 years of age and older with active systemic juvenile idiopathic arthritis.

#### Coronavirus Disease 2019 (COVID-19) (1.5)

- Hospitalized adult patients with coronavirus disease 2019 (COVID-19) who are receiving systemic corticosteroids and require supplemental oxygen, non-invasive or invasive mechanical ventilation, or extracorporeal membrane oxygenation (ECMO).

### DOSAGE AND ADMINISTRATION

For RA, PJIA and SJIA, AVTOZMA may be used alone or in combination with methotrexate; and in RA, other non-biologic DMARDs may be used. (2)

#### General Administration and Dosing Information (2.1)

- RA, GCA, PJIA and SJIA – It is recommended that AVTOZMA not be initiated in patients with an absolute neutrophil count (ANC) below 2000 per mm<sup>3</sup>, platelet count below 100,000 per mm<sup>3</sup>, or ALT or AST above 1.5 times the upper limit of normal (ULN) (5.3, 5.4).
- COVID-19 – It is recommended that AVTOZMA not be initiated in patients with an absolute neutrophil count (ANC) below 1000 per mm<sup>3</sup>, platelet count below 50,000 mm<sup>3</sup>, or ALT or AST above 10 times ULN (5.3, 5.4).
- In RA or COVID-19 patients, AVTOZMA doses exceeding 800 mg per infusion are not recommended. (2.2, 2.6, 12.3)
- In GCA patients, AVTOZMA doses exceeding 600 mg per infusion are not recommended. (2.3, 12.3)

#### Rheumatoid Arthritis (2.2)

##### Recommended Adult Intravenous Dosage:

When used in combination with non-biologic DMARDs or as monotherapy the recommended starting dose is 4 mg per kg every 4 weeks followed by an increase to 8 mg per kg every 4 weeks based on clinical response.

##### Recommended Adult Subcutaneous Dosage:

Patients less than 100 kg weight	162 mg administered subcutaneously every other week, followed by an increase to every week based on clinical response
Patients at or above 100 kg weight	162 mg administered subcutaneously every week

#### Giant Cell Arteritis (2.3)

##### Recommended Adult Intravenous Dosage:

The recommended dose is 6 mg per kg every 4 weeks in combination with a tapering course of glucocorticoids. AVTOZMA can be used alone following discontinuation of glucocorticoids.

##### Recommended Adult Subcutaneous Dosage:

The recommended dose is 162 mg given once every week as a subcutaneous injection, in combination with a tapering course of glucocorticoids.

A dose of 162 mg given once every other week as a subcutaneous injection, in combination with a tapering course of glucocorticoids, may be prescribed based on clinical considerations.

AVTOZMA can be used alone following discontinuation of glucocorticoids.

#### Polyarticular Juvenile Idiopathic Arthritis (2.4)

Recommended Intravenous PJIA Dosage Every 4 Weeks	
Patients less than 30 kg weight	10 mg per kg
Patients at or above 30 kg weight	8 mg per kg

Recommended Subcutaneous PJIA Dosage	
Patients less than 30 kg weight	162 mg once every three weeks
Patients at or above 30 kg weight	162 mg once every two weeks

#### Systemic Juvenile Idiopathic Arthritis (2.5)

Recommended Intravenous SJIA Dosage Every 2 Weeks	
Patients less than 30 kg weight	12 mg per kg
Patients at or above 30 kg weight	8 mg per kg

Recommended Subcutaneous SJIA Dosage	
Patients less than 30 kg weight	162 mg every two weeks
Patients at or above 30 kg weight	162 mg every week

#### Coronavirus Disease 2019 (2.6)

The recommended dosage of AVTOZMA for adult patients with COVID-19 is 8 mg per kg administered by a 60-minute intravenous infusion.

#### Administration of Intravenous Formulation (2.7)

- For patients with RA, GCA, COVID-19, PJIA, and SJIA patients at or above 30 kg, dilute to 100 mL in 0.9% or 0.45% Sodium Chloride Injection, USP for intravenous infusion using aseptic technique.
- For PJIA and SJIA patients less than 30 kg, dilute to 50 mL in 0.9% or 0.45% Sodium Chloride Injection, USP for intravenous infusion using aseptic technique.
- Administer as a single intravenous drip infusion over 1 hour; do not administer as bolus or push.

#### Administration of Subcutaneous Formulation (2.8)

- Follow the Instructions for Use for prefilled syringe and prefilled autoinjector

#### Dose Modifications (2.9)

- Recommended for management of certain dose-related laboratory changes including elevated liver enzymes, neutropenia, and thrombocytopenia.

### DOSAGE FORMS AND STRENGTHS

#### Intravenous Infusion

Injection: 80 mg/4 mL (20 mg/mL), 200 mg/10 mL (20 mg/mL), 400 mg/20 mL (20 mg/mL) in single-dose vials for further dilution prior to intravenous infusion (3)

#### Subcutaneous Injection

Injection: 162 mg/0.9 mL in a single-dose prefilled syringe or single-dose prefilled autoinjector (3)

### CONTRAINDICATIONS

- Known hypersensitivity to tocilizumab products. (4)

### WARNINGS AND PRECAUTIONS

- Serious Infections – do not administer AVTOZMA during an active infection, including localized infections. If a serious infection develops, interrupt AVTOZMA until the infection is controlled. (5.1)
- Gastrointestinal (GI) perforation—use with caution in patients who may be at increased risk. (5.2)
- Hepatotoxicity- Monitor patients for signs and symptoms of hepatic injury. Modify or discontinue AVTOZMA if abnormal liver tests persist or worsen or if clinical signs and symptoms of liver disease develop. (2.8, 5.3)
- Laboratory monitoring—recommended due to potential consequences of treatment-related changes in neutrophils, platelets, lipids, and liver function tests. (2.8, 5.4)
- Hypersensitivity reactions, including anaphylaxis and death and serious cutaneous reactions including Drug Reaction with Eosinophilia and Systemic Symptoms (DRESS) – discontinue AVTOZMA, treat promptly, and monitor until reaction resolves. (5.6)
- Live vaccines—Avoid use with AVTOZMA. (5.9, 7.3)

---

#### ADVERSE REACTIONS

---

Most common adverse reactions (incidence of at least 5%): upper respiratory tract infections, nasopharyngitis, headache, hypertension, increased ALT, injection site reactions. (6)

---

**To report SUSPECTED ADVERSE REACTIONS, contact CELLTRION USA Inc., at 1-800-560-9414 or FDA at 1-800-FDA-1088 or [www.fda.gov/medwatch](http://www.fda.gov/medwatch)**

---

#### USE IN SPECIFIC POPULATIONS

---

- **Pregnancy:** Based on animal data, may cause fetal harm. (8.1)
- **Lactation:** Discontinue drug or nursing taking into consideration importance of drug to mother. (8.2)

#### See 17 for PATIENT COUNSELING INFORMATION and Medication Guide

\* Biosimilar means that the biological product is approved based on data demonstrating that it is highly similar to an FDA-approved biological product, known as a reference product, and that there are no clinically meaningful differences between the biosimilar product and the reference product. Biosimilarity of AVTOZMA has been demonstrated for the condition(s) of use (e.g. indication(s), dosing regimen(s)), strength(s), dosage form(s), and route(s) of administration described in its Full Prescribing Information.

**Revised: 1/2025**

## FULL PRESCRIBING INFORMATION: CONTENTS\*

### WARNING: RISK OF SERIOUS INFECTIONS

#### 1 INDICATIONS AND USAGE

- 1.1 Rheumatoid Arthritis (RA)
- 1.2 Giant Cell Arteritis (GCA)
- 1.3 Polyarticular Juvenile Idiopathic Arthritis (PJIA)
- 1.4 Systemic Juvenile Idiopathic Arthritis (SJIA)
- 1.5 Coronavirus Disease 2019 (COVID-19)

#### 2 DOSAGE AND ADMINISTRATION

- 2.1 General Considerations for Administration
- 2.2 Recommended Dosage for Rheumatoid Arthritis
- 2.3 Recommended Dosage for Giant Cell Arteritis
- 2.4 Recommended Dosage for Polyarticular Juvenile Idiopathic Arthritis
- 2.5 Recommended Dosage for Systemic Juvenile Idiopathic Arthritis
- 2.6 Coronavirus Disease 2019 (COVID-19)
- 2.7 Preparation and Administration Instructions for Intravenous Infusion
- 2.8 Preparation and Administration Instructions for Subcutaneous Injection
- 2.9 Dosage Modifications due to Serious Infections or Laboratory Abnormalities

#### 3 DOSAGE FORMS AND STRENGTHS

#### 4 CONTRAINDICATIONS

#### 5 WARNINGS AND PRECAUTIONS

- 5.1 Serious Infections
- 5.2 Gastrointestinal Perforations
- 5.3 Hepatotoxicity
- 5.4 Changes in Laboratory Parameters
- 5.5 Immunosuppression
- 5.6 Hypersensitivity Reactions, Including Anaphylaxis
- 5.7 Demyelinating Disorders
- 5.8 Active Hepatic Disease and Hepatic Impairment
- 5.9 Vaccinations

#### 6 ADVERSE REACTIONS

- 6.1 Clinical Trials Experience in Rheumatoid Arthritis Patients Treated with Intravenous Tocilizumab (Tocilizumab-IV)
- 6.2 Clinical Trials Experience in Rheumatoid Arthritis Patients Treated with Subcutaneous Tocilizumab (Tocilizumab-SC)
- 6.3 Clinical Trials Experience in Giant Cell Arteritis Patients Treated with Subcutaneous Tocilizumab (Tocilizumab-SC)
- 6.4 Clinical Trials Experience in Giant Cell Arteritis Patients Treated with Intravenous Tocilizumab (Tocilizumab-IV)
- 6.5 Clinical Trials Experience in Polyarticular Juvenile Idiopathic Arthritis Patients Treated with Intravenous Tocilizumab (Tocilizumab-IV)
- 6.6 Clinical Trials Experience in Polyarticular Juvenile Idiopathic Arthritis Patients Treated with Subcutaneous Tocilizumab

(Tocilizumab-SC)

6.7 Clinical Trials Experience in Systemic Juvenile Idiopathic Arthritis Patients Treated with Intravenous Tocilizumab (Tocilizumab-IV)

6.8 Clinical Trials Experience in Systemic Juvenile Idiopathic Arthritis Patients Treated with Subcutaneous Tocilizumab (Tocilizumab-SC)

6.9 Clinical Trials Experience in COVID-19 Patients Treated with Intravenous Tocilizumab (Tocilizumab-IV)

6.10 Postmarketing Experience

#### 7 DRUG INTERACTIONS

- 7.1 Concomitant Drugs for Treatment of Adult Indications
- 7.2 Interactions with CYP450 Substrates
- 7.3 Live Vaccines

#### 8 USE IN SPECIFIC POPULATIONS

- 8.1 Pregnancy
- 8.2 Lactation
- 8.4 Pediatric Use
- 8.5 Geriatric Use
- 8.6 Hepatic Impairment
- 8.7 Renal Impairment

#### 9 DRUG ABUSE AND DEPENDENCE

#### 10 OVERDOSAGE

#### 11 DESCRIPTION

#### 12 CLINICAL PHARMACOLOGY

- 12.1 Mechanism of Action
- 12.2 Pharmacodynamics
- 12.3 Pharmacokinetics

#### 13 NONCLINICAL TOXICOLOGY

- 13.1 Carcinogenesis, Mutagenesis, Impairment of Fertility

#### 14 CLINICAL STUDIES

- 14.1 Rheumatoid Arthritis – Intravenous Administration
- 14.2 Rheumatoid Arthritis – Subcutaneous Administration
- 14.3 Giant Cell Arteritis – Subcutaneous Administration
- 14.4 Giant Cell Arteritis – Intravenous Administration
- 14.5 Polyarticular Juvenile Idiopathic Arthritis – Intravenous Administration
- 14.6 Polyarticular Juvenile Idiopathic Arthritis – Subcutaneous Administration
- 14.7 Systemic Juvenile Idiopathic Arthritis – Intravenous Administration
- 14.8 Systemic Juvenile Idiopathic Arthritis – Subcutaneous Administration
- 14.9 COVID-19 – Intravenous Administration

#### 16 HOW SUPPLIED/STORAGE AND HANDLING

#### 17 PATIENT COUNSELING INFORMATION

\*Sections or subsections omitted from the full prescribing information are not listed.

## FULL PRESCRIBING INFORMATION

### WARNING: RISK OF SERIOUS INFECTIONS

Patients treated with tocilizumab products including AVTOZMA are at increased risk for developing serious infections that may lead to hospitalization or death [see *Warnings and Precautions (5.1)*, *Adverse Reactions (6.1)*]. Most patients who developed these infections were taking concomitant immunosuppressants such as methotrexate or corticosteroids.

If a serious infection develops, interrupt AVTOZMA until the infection is controlled. Reported infections include:

- Active tuberculosis, which may present with pulmonary or extrapulmonary disease. Patients, except those with COVID-19, should be tested for latent tuberculosis before AVTOZMA use and during therapy. Treatment for latent infection should be initiated prior to AVTOZMA use.
- Invasive fungal infections, including candidiasis, aspergillosis, and pneumocystis. Patients with invasive fungal infections may present with disseminated, rather than localized, disease.
- Bacterial, viral and other infections due to opportunistic pathogens.

The risks and benefits of treatment with AVTOZMA should be carefully considered prior to initiating therapy in patients with chronic or recurrent infection.

Patients should be closely monitored for the development of signs and symptoms of infection during and after treatment with AVTOZMA, including the possible development of tuberculosis in patients who tested negative for latent tuberculosis infection prior to initiating therapy [see *Warnings and Precautions (5.1)*].

## 1 INDICATIONS AND USAGE

### 1.1 Rheumatoid Arthritis (RA)

AVTOZMA<sup>®</sup> (tocilizumab-anoh) is indicated for the treatment of adult patients with moderately to severely active rheumatoid arthritis who have had an inadequate response to one or more Disease-Modifying Anti-Rheumatic Drugs (DMARDs).

### 1.2 Giant Cell Arteritis (GCA)

AVTOZMA<sup>®</sup> (tocilizumab-anoh) is indicated for the treatment of giant cell arteritis (GCA) in adult patients.

### 1.3 Polyarticular Juvenile Idiopathic Arthritis (PJIA)

AVTOZMA<sup>®</sup> (tocilizumab-anoh) is indicated for the treatment of active polyarticular juvenile idiopathic arthritis in patients 2 years of age and older.

### 1.4 Systemic Juvenile Idiopathic Arthritis (SJIA)

AVTOZMA<sup>®</sup> (tocilizumab-anoh) is indicated for the treatment of active systemic juvenile idiopathic arthritis in patients 2 years of age and older.

### 1.5 Coronavirus Disease 2019 (COVID-19)

AVTOZMA<sup>®</sup> (tocilizumab-anoh) is indicated for the treatment of coronavirus disease 2019 (COVID-19) in hospitalized adult patients who are receiving systemic corticosteroids and require supplemental oxygen, non-invasive or invasive mechanical ventilation, or extracorporeal membrane oxygenation (ECMO).

## 2 DOSAGE AND ADMINISTRATION

### 2.1 General Considerations for Administration

#### Not Recommended for Concomitant Use with Biological DMARDs

Tocilizumab products have not been studied in combination with biological DMARDs such as TNF antagonists,

IL-1R antagonists, anti-CD20 monoclonal antibodies and selective co-stimulation modulators because of the possibility of increased immunosuppression and increased risk of infection. Avoid using AVTOZMA with biological DMARDs.

### Baseline Laboratory Evaluation Prior to Treatment

Obtain and assess baseline complete blood count (CBC) and liver function tests prior to treatment.

- *RA, GCA, PJI and SJI* – It is recommended that AVTOZMA not be initiated in patients with an absolute neutrophil count (ANC) below 2000 per mm<sup>3</sup>, platelet count below 100,000 per mm<sup>3</sup>, or ALT or AST above 1.5 times the upper limit of normal (ULN) [see *Warnings and Precautions* (5.3, 5.4)].
- *COVID-19* – It is recommended that AVTOZMA not be initiated in patients with an absolute neutrophil count (ANC) below 1000 per mm<sup>3</sup>, platelet count below 50,000 mm<sup>3</sup>, or ALT or AST above 10 times ULN [see *Warnings and Precautions* (5.3, 5.4)].

## **2.2 Recommended Dosage for Rheumatoid Arthritis**

AVTOZMA may be used as monotherapy or concomitantly with methotrexate or other non-biologic DMARDs as an intravenous infusion or as a subcutaneous injection.

### Recommended Intravenous Dosage Regimen:

The recommended dosage of AVTOZMA for adult patients given as a 60-minute single intravenous drip infusion is 4 mg per kg every 4 weeks followed by an increase to 8 mg per kg every 4 weeks based on clinical response.

- Reduction of dose from 8 mg per kg to 4 mg per kg is recommended for management of certain dose-related laboratory changes including elevated liver enzymes, neutropenia, and thrombocytopenia [see *Dosage and Administration* (2.9), *Warnings and Precautions* (5.3, 5.4), and *Adverse Reactions* (6.1)].
- Doses exceeding 800 mg per infusion are not recommended in RA patients [see *Clinical Pharmacology* (12.3)].

### Recommended Subcutaneous Dosage Regimen:

Patients less than 100 kg weight	162 mg administered subcutaneously every other week, followed by an increase to every week based on clinical response
Patients at or above 100 kg weight	162 mg administered subcutaneously every week

When transitioning from AVTOZMA intravenous therapy to subcutaneous administration, administer the first subcutaneous dose instead of the next scheduled intravenous dose.

Interruption of dose or reduction in frequency of administration of subcutaneous dose from every week to every other week dosing is recommended for management of certain dose-related laboratory changes including elevated liver enzymes, neutropenia, and thrombocytopenia [see *Dosage and Administration* (2.9), *Warnings and Precautions* (5.3, 5.4), and *Adverse Reactions* (6.2)].

## **2.3 Recommended Dosage for Giant Cell Arteritis**

### Recommended Intravenous Dosage Regimen:

The recommended dosage of AVTOZMA for adult patients given as a 60-minute single intravenous drip infusion is 6 mg per kg every 4 weeks in combination with tapering course of glucocorticoids.

AVTOZMA can be used alone following discontinuation of glucocorticoids.

- Interruption of dosing may be needed for management of dose-related laboratory abnormalities including

elevated liver enzymes, neutropenia, and thrombocytopenia [see *Dosage and Administration* (2.9)].

- Doses exceeding 600 mg per infusion are not recommended in GCA patients [see *Clinical Pharmacology* (12.3)].

#### Recommended Subcutaneous Dosage Regimen:

The recommended dose of AVTOZMA for adult patients with GCA is 162 mg given once every week as a subcutaneous injection in combination with a tapering course of glucocorticoids.

A dose of 162 mg given once every other week as a subcutaneous injection in combination with a tapering course of glucocorticoids may be prescribed based on clinical considerations.

AVTOZMA can be used alone following discontinuation of glucocorticoids.

When transitioning from AVTOZMA intravenous therapy to subcutaneous administration, administer the first subcutaneous dose instead of the next scheduled intravenous dose.

Interruption of dose or reduction in frequency of administration of subcutaneous dose from every week to every other week dosing may be needed for management of dose-related laboratory abnormalities including elevated liver enzymes, neutropenia, and thrombocytopenia [see *Dosage and Administration* (2.9)].

## **2.4 Recommended Dosage for Polyarticular Juvenile Idiopathic Arthritis**

AVTOZMA may be used as an intravenous infusion or as a subcutaneous injection alone or in combination with methotrexate. Do not change dose based solely on a single visit body weight measurement, as weight may fluctuate.

#### Recommended Intravenous Dosage Regimen:

The recommended dosage of AVTOZMA for PJIA patients given once every 4 weeks as a 60-minute single intravenous drip infusion is:

<b>Recommended Intravenous PJIA Dosage Every 4 Weeks</b>	
Patients less than 30 kg weight	10 mg per kg
Patients at or above 30 kg weight	8 mg per kg

#### Recommended Subcutaneous Dosage Regimen:

<b>Recommended Subcutaneous PJIA Dosage</b>	
Patients less than 30 kg weight	162 mg once every 3 weeks
Patients at or above 30 kg weight	162 mg once every 2 weeks

When transitioning from AVTOZMA intravenous therapy to subcutaneous administration, administer the first subcutaneous dose instead of the next scheduled intravenous dose.

Interruption of dosing may be needed for management of dose-related laboratory abnormalities including elevated liver enzymes, neutropenia, and thrombocytopenia [see *Dosage and Administration* (2.9)].

## **2.5 Recommended Dosage for Systemic Juvenile Idiopathic Arthritis**

AVTOZMA may be used as an intravenous infusion or as a subcutaneous injection alone or in combination with methotrexate. Do not change a dose based solely on a single visit body weight measurement, as weight may fluctuate.

#### Recommended Intravenous Dosage Regimen:

The recommended dose of AVTOZMA for SJIA patients given once every 2 weeks as a 60-minute single intravenous drip infusion is:

Recommended Intravenous SJIA Dosage Every 2 Weeks	
Patients less than 30 kg weight	12 mg per kg
Patients at or above 30 kg weight	8 mg per kg

#### Recommended Subcutaneous Dosage Regimen:

Recommended Subcutaneous SJIA Dosage	
Patients less than 30 kg weight	162 mg once every two weeks
Patients at or above 30 kg weight	162 mg once every week

When transitioning from AVTOZMA intravenous therapy to subcutaneous administration, administer the first subcutaneous dose when the next scheduled intravenous dose is due.

Interruption of dosing may be needed for management of dose-related laboratory abnormalities including elevated liver enzymes, neutropenia, and thrombocytopenia [see *Dosage and Administration* (2.9)].

## 2.6 Coronavirus Disease 2019 (COVID-19)

Administer AVTOZMA by intravenous infusion only.

The recommended dosage of AVTOZMA for treatment of adult patients with COVID-19 is 8 mg per kg administered as a single 60-minute intravenous infusion. If clinical signs or symptoms worsen or do not improve after the first dose, one additional infusion of AVTOZMA may be administered at least 8 hours after the initial infusion.

- Doses exceeding 800 mg per infusion are not recommended in patients with COVID-19.
- Subcutaneous administration is not approved for COVID-19.

## 2.7 Preparation and Administration Instructions for Intravenous Infusion

AVTOZMA for intravenous infusion should be diluted by a healthcare professional using aseptic technique as follows:

- Use a sterile needle and syringe to prepare AVTOZMA.
- Patients **less than 30 kg**: use a **50 mL** infusion bag or bottle of 0.9% or 0.45% Sodium Chloride Injection, USP, and then follow steps 1 and 2 below.
- Patients **at or above 30 kg weight**: use a **100 mL** infusion bag or bottle, and then follow steps 1 and 2 below.
- Step 1. Withdraw a volume of 0.9% or 0.45% Sodium Chloride Injection, USP, equal to the volume of the AVTOZMA injection required for the patient's dose from the infusion bag or bottle [see *Dosage and Administration* (2.2, 2.4, 2.5)].

For Intravenous Use: Volume of AVTOZMA Injection per kg of Body Weight		
Dosage	Indication	Volume of AVTOZMA injection per kg of body weight
4 mg/kg	Adult RA	0.2 mL/kg
6 mg/kg	Adult GCA	0.3 mL/kg
8 mg/kg	Adult RA Adult COVID-19 SJIA and PJIA (greater than or equal to 30 kg of body weight)	0.4 mL/kg
10 mg/kg	PJIA (less than 30 kg of body weight)	0.5 mL/kg
12 mg/kg	SJIA (less than 30 kg of body weight)	0.6 mL/kg



- Step 2. Withdraw the amount of AVTOZMA for intravenous infusion from the vial(s) and add slowly into the 0.9% or 0.45% Sodium Chloride Injection, USP infusion bag or bottle. To mix the solution, gently invert the bag to avoid foaming.
- The fully diluted AVTOZMA solutions for infusion using 0.9% Sodium Chloride Injection, USP may be stored at 36°F to 46°F (2°C to 8°C) for up to 48 hours or room temperature up to 86°F (30°C) for up to 4 hours and should be protected from light.
- The fully diluted AVTOZMA solutions for infusion using 0.45% Sodium Chloride Injection, USP may be stored at 36°F to 46°F (2°C to 8°C) for up to 48 hours or room temperature up to 86°F (30°C) for up to 4 hours and should be protected from light.
- AVTOZMA solutions do not contain preservatives; therefore, unused product remaining in the vials should not be used.
- Allow the fully diluted AVTOZMA solution to reach room temperature prior to infusion.
- The infusion should be administered over 60 minutes, and must be administered with an infusion set. Do not administer as an intravenous push or bolus.
- AVTOZMA should not be infused concomitantly in the same intravenous line with other drugs. No physical or biochemical compatibility studies have been conducted to evaluate the co-administration of AVTOZMA with other drugs.
- Parenteral drug products should be inspected visually for particulate matter and discoloration prior to administration, whenever solution and container permit. If particulates and discolorations are noted, the product should not be used.
- Fully diluted AVTOZMA solutions are compatible with polypropylene, polyethylene and polyvinyl chloride infusion bags and polypropylene, polyethylene and glass infusion bottles.

## 2.8 Preparation and Administration Instructions for Subcutaneous Injection

- AVTOZMA for subcutaneous injection is not intended for intravenous drip infusion.  
Assess suitability of patient for subcutaneous home use and instruct patients to inform a healthcare professional before administering the next dose if they experience any symptoms of allergic reaction. Patients should seek immediate medical attention if they develop symptoms of serious allergic reactions. AVTOZMA subcutaneous injection is intended for use under the guidance of a healthcare practitioner. After proper training in subcutaneous injection technique, a patient may self-inject AVTOZMA or the patient's caregiver may administer AVTOZMA if a healthcare practitioner determines that it is appropriate. PJIA and SJIA patients may self-inject with the AVTOZMA prefilled syringe or prefilled autoinjector, or the patient's caregiver may administer AVTOZMA if both the healthcare practitioner and the parent/legal guardian determines it is appropriate [*see Use in Specific Populations (8.4)*]. Patients, or patient caregivers, should be instructed to follow the directions provided in the Instructions for Use (IFU) for additional details on medication administration.
- Parenteral drug products should be inspected visually for particulate matter and discoloration prior to administration. Do not use AVTOZMA prefilled syringes (PFS) or prefilled autoinjector (AI) exhibiting particulate matter, cloudiness, or discoloration. AVTOZMA for subcutaneous administration should be clear to slightly opalescent and colorless to yellow. Do not use if any part of the PFS or AI appears to be damaged.
- Patients using AVTOZMA for subcutaneous administration should be instructed to inject the full amount in the syringe (0.9 mL) or full amount in the autoinjector (0.9 mL), which provides 162 mg of AVTOZMA, according to the directions provided in the IFU.
- Injection sites should be rotated with each injection and should never be given into moles, scars, or areas where the skin is tender, bruised, red, hard, or not intact.

## 2.9 Dosage Modifications due to Serious Infections or Laboratory Abnormalities

### Serious Infections

Hold AVTOZMA treatment if a patient develops a serious infection until the infection is controlled.



**Rheumatoid Arthritis and Giant Cell Arteritis**

<b>Liver Enzyme Abnormalities [see Warnings and Precautions (5.3, 5.4)]</b>		
<b>Lab Value</b>	<b>Recommendation for RA</b>	<b>Recommendation for GCA</b>
Greater than 1 to 3x ULN	<p>Dose modify concomitant DMARDs if appropriate</p> <p>For persistent increases in this range:</p> <ul style="list-style-type: none"> <li>For patients receiving intravenous AVTOZMA, reduce dose to 4 mg per kg or hold AVTOZMA until ALT or AST have normalized</li> <li>For patients receiving subcutaneous AVTOZMA, reduce injection frequency to every other week or hold dosing until ALT or AST have normalized. Resume AVTOZMA at every other week and increase frequency to every week as clinically appropriate.</li> </ul>	<p>Dose modify immunomodulatory agents if appropriate</p> <p>For persistent increases in this range:</p> <ul style="list-style-type: none"> <li>For patients receiving intravenous AVTOZMA, hold AVTOZMA until ALT or AST have normalized</li> <li>For patients receiving subcutaneous AVTOZMA, reduce injection frequency to every other week or hold dosing until ALT or AST have normalized. Resume AVTOZMA at every other week and increase frequency to every week as clinically appropriate.</li> </ul>
Greater than 3 to 5x ULN (confirmed by repeat testing)	<p>Hold AVTOZMA dosing until less than 3x ULN and follow recommendations above for greater than 1 to 3x ULN</p> <p>For persistent increases greater than 3x ULN, discontinue AVTOZMA</p>	<p>Hold AVTOZMA dosing until less than 3x ULN and follow recommendations above for greater than 1 to 3x ULN</p> <p>For persistent increases greater than 3x ULN, discontinue AVTOZMA</p>
Greater than 5x ULN	Discontinue AVTOZMA	Discontinue AVTOZMA

<b>Low Absolute Neutrophil Count (ANC) [see Warnings and Precautions (5.4)]</b>		
<b>Lab Value (cells per mm<sup>3</sup>)</b>	<b>Recommendation for RA</b>	<b>Recommendation for GCA</b>
ANC greater than 1000	Maintain dose	Maintain dose
ANC 500 to 1000	<p>Hold AVTOZMA dosing</p> <p>When ANC greater than 1000 cells per mm<sup>3</sup>:</p> <ul style="list-style-type: none"> <li>For patients receiving intravenous AVTOZMA, resume AVTOZMA at 4 mg per kg and increase to 8 mg per</li> </ul>	<p>Hold AVTOZMA dosing</p> <p>When ANC greater than 1000 cells per mm<sup>3</sup>:</p> <ul style="list-style-type: none"> <li>For patients receiving intravenous AVTOZMA, resume AVTOZMA at 6 mg per kg</li> <li>For patients receiving</li> </ul>

	kg as clinically appropriate <ul style="list-style-type: none"> <li>For patients receiving subcutaneous AVTOZMA, resume AVTOZMA at every other week and increase frequency to every week as clinically appropriate</li> </ul>	subcutaneous AVTOZMA, resume AVTOZMA at every other week and increase frequency to every week as clinically appropriate
ANC less than 500	Discontinue AVTOZMA	Discontinue AVTOZMA

Low Platelet Count [see Warnings and Precautions (5.4)]		
Lab Value (cells per mm <sup>3</sup> )	Recommendation for RA	Recommendation for GCA
50,000 to 100,000	Hold AVTOZMA dosing  When platelet count is greater than 100,000 cells per mm <sup>3</sup> : <ul style="list-style-type: none"> <li>For patients receiving intravenous AVTOZMA, resume AVTOZMA at 4 mg per kg and increase to 8 mg per kg as clinically appropriate</li> <li>For patients receiving subcutaneous AVTOZMA, resume AVTOZMA at every other week and increase frequency to every week as clinically appropriate</li> </ul>	Hold AVTOZMA dosing  When platelet count is greater than 100,000 cells per mm <sup>3</sup> : <ul style="list-style-type: none"> <li>For patients receiving intravenous AVTOZMA, resume AVTOZMA at 6 mg per kg</li> <li>For patients receiving subcutaneous AVTOZMA, resume AVTOZMA at every other week and increase frequency to every week as clinically appropriate</li> </ul>
Less than 50,000	Discontinue AVTOZMA	Discontinue AVTOZMA

### ***Polyarticular and Systemic Juvenile Idiopathic Arthritis***

Dose reduction of tocilizumab products has not been studied in the PJIA and SJIA populations. Dose interruptions of AVTOZMA are recommended for liver enzyme abnormalities, low neutrophil counts, and low platelet counts in patients with PJIA and SJIA at levels similar to what is outlined above for patients with RA and GCA. If appropriate, dose modify or stop concomitant methotrexate and/or other medications and hold AVTOZMA dosing until the clinical situation has been evaluated. In PJIA and SJIA the decision to discontinue AVTOZMA for a laboratory abnormality should be based upon the medical assessment of the individual patient.

## **3 DOSAGE FORMS AND STRENGTHS**

### **Intravenous Infusion**

Injection: 80 mg/4 mL, 200 mg/10 mL, 400 mg/20 mL as a clear to slightly opalescent, colorless to pale yellow solution in 20 mg/mL single-dose vials for further dilution prior to intravenous infusion.

### **Subcutaneous Injection**

Injection: 162 mg/0.9 mL clear to slightly opalescent, colorless to yellow solution in a single-dose prefilled syringe or single-dose prefilled autoinjector.

## 4 CONTRAINDICATIONS

AVTOZMA is contraindicated in patients with known hypersensitivity to tocilizumab products [see *Warnings and Precautions* (5.6)].

## 5 WARNINGS AND PRECAUTIONS

### 5.1 Serious Infections

Serious and sometimes fatal infections due to bacterial, mycobacterial, invasive fungal, viral, protozoal, or other opportunistic pathogens have been reported in patients receiving immunosuppressive agents including tocilizumab products. The most common serious infections included pneumonia, urinary tract infection, cellulitis, herpes zoster, gastroenteritis, diverticulitis, sepsis and bacterial arthritis [see *Adverse Reactions* (6.1)]. Among opportunistic infections, tuberculosis, cryptococcus, aspergillosis, candidiasis, and pneumocystosis were reported with tocilizumab products. Other serious infections, not reported in clinical studies, may also occur (e.g., histoplasmosis, coccidioidomycosis, listeriosis). Patients have presented with disseminated rather than localized disease, and were often taking concomitant immunosuppressants such as methotrexate or corticosteroids which in addition to rheumatoid arthritis may predispose them to infections.

Do not administer AVTOZMA in patients with an active infection, including localized infections. The risks and benefits of treatment should be considered prior to initiating AVTOZMA in patients:

- with chronic or recurrent infection;
- who have been exposed to tuberculosis;
- with a history of serious or an opportunistic infection;
- who have resided or traveled in areas of endemic tuberculosis or endemic mycoses; or
- with underlying conditions that may predispose them to infection.

Closely monitor patients for the development of signs and symptoms of infection during and after treatment with AVTOZMA, as signs and symptoms of acute inflammation may be lessened due to suppression of the acute phase reactants [see *Dosage and Administration* (2.6), *Adverse Reactions* (6.1), and *Patient Counseling Information* (17)].

Hold AVTOZMA if a patient develops a serious infection, an opportunistic infection, or sepsis. A patient who develops a new infection during treatment with AVTOZMA should undergo a prompt and complete diagnostic workup appropriate for an immunocompromised patient, initiate appropriate antimicrobial therapy, and closely monitor the patient.

### **COVID-19**

In patients with COVID-19, monitor for signs and symptoms of new infections during and after treatment with AVTOZMA. There is limited information regarding the use of tocilizumab products in patients with COVID-19 and concomitant active serious infections. The risks and benefits of treatment with AVTOZMA in COVID-19 patients with other concurrent infections should be considered.

### **Tuberculosis**

Evaluate patients for tuberculosis risk factors and test for latent infection prior to initiating AVTOZMA. In patients with COVID-19, testing for latent infection is not necessary prior to initiating treatment with AVTOZMA.

Consider anti-tuberculosis therapy prior to initiation of AVTOZMA in patients with a past history of latent or active tuberculosis in whom an adequate course of treatment cannot be confirmed, and for patients with a negative test for latent tuberculosis but having risk factors for tuberculosis infection. Consultation with a physician with expertise in the treatment of tuberculosis is recommended to aid in the decision whether initiating anti-tuberculosis therapy is appropriate for an individual patient.

Closely monitor patients for the development of signs and symptoms of tuberculosis including patients who tested negative for latent tuberculosis infection prior to initiating therapy.

The incidence of tuberculosis in worldwide clinical development programs is 0.1%. Patients with latent tuberculosis should be treated with standard antimycobacterial therapy before initiating AVTOZMA.

### ***Viral Reactivation***

Viral reactivation has been reported with immunosuppressive biologic therapies and cases of herpes zoster exacerbation were observed in clinical studies with tocilizumab. No cases of Hepatitis B reactivation were observed in the trials; however patients who screened positive for hepatitis were excluded.

## **5.2 Gastrointestinal Perforations**

Events of gastrointestinal perforation have been reported in clinical trials, primarily as complications of diverticulitis in patients treated with tocilizumab. Use AVTOZMA with caution in patients who may be at increased risk for gastrointestinal perforation. Promptly evaluate patients presenting with fever, new onset abdominal symptoms, and a change in bowel habits for early identification of gastrointestinal perforation [see *Adverse Reactions (6.1)*].

## **5.3 Hepatotoxicity**

Serious cases of hepatic injury have been observed in patients taking intravenous or subcutaneous tocilizumab products. Some of these cases have resulted in liver transplant or death. Time to onset for cases ranged from months to years after treatment initiation with tocilizumab products. While most cases presented with marked elevations of transaminases (> 5 times ULN), some cases presented with signs or symptoms of liver dysfunction and only mildly elevated transaminases.

During randomized controlled studies, treatment with tocilizumab was associated with a higher incidence of transaminase elevations [see *Adverse Reactions (6.1, 6.2, 6.5, 6.7)*]. Increased frequency and magnitude of these elevations was observed when potentially hepatotoxic drugs (e.g., MTX) were used in combination with tocilizumab.

For RA and GCA patients, obtain a liver test panel (serum alanine aminotransferase [ALT], aspartate aminotransferase [AST], alkaline phosphatase, and total bilirubin) before initiating AVTOZMA, every 4 to 8 weeks after start of therapy for the first 6 months of treatment and every 3 months thereafter. It is not recommended to initiate AVTOZMA treatment in RA or GCA patients with elevated transaminases ALT or AST greater than 1.5x ULN. In patients who develop elevated ALT or AST greater than 5x ULN, discontinue AVTOZMA. For recommended modifications based upon increase in transaminases see *Dosage and Administration (2.9)*.

Patients hospitalized with COVID-19 may have elevated ALT or AST levels. Multi-organ failure with involvement of the liver is recognized as a complication of severe COVID-19. The decision to administer AVTOZMA should balance the potential benefit of treating COVID-19 against the potential risks of acute treatment with AVTOZMA. It is not recommended to initiate AVTOZMA treatment in COVID-19 patients with elevated ALT or AST above 10 x ULN. Monitor ALT and AST during treatment.

Measure liver tests promptly in patients who report symptoms that may indicate liver injury, such as fatigue, anorexia, right upper abdominal discomfort, dark urine or jaundice. In this clinical context, if the patient is found to have abnormal liver tests (e.g., ALT greater than three times the upper limit of the reference range, serum total bilirubin greater than two times the upper limit of the reference range), AVTOZMA treatment should be interrupted and investigation done to establish the probable cause. AVTOZMA should only be restarted in patients with another explanation for the liver test abnormalities after normalization of the liver tests.

A similar pattern of liver enzyme elevation is noted with tocilizumab products treatment in the PJIA and SJIA populations. Monitor liver test panel at the time of the second administration and thereafter every 4 to 8 weeks for PJIA and every 2 to 4 weeks for SJIA.

## **5.4 Changes in Laboratory Parameters**

## ***Patients with Rheumatoid Arthritis, Giant Cell Arteritis and Coronavirus Disease 2019***

### **Neutropenia**

Treatment with tocilizumab products was associated with a higher incidence of neutropenia. Infections have been uncommonly reported in association with treatment-related neutropenia in long-term extension studies and postmarketing clinical experience.

- It is not recommended to initiate AVTOZMA treatment in RA and GCA patients with a low neutrophil count, i.e., absolute neutrophil count (ANC) less than 2000 per mm<sup>3</sup>. In patients who develop an absolute neutrophil count less than 500 per mm<sup>3</sup> treatment is not recommended.
- Monitor neutrophils 4 to 8 weeks after start of therapy and every 3 months thereafter [see *Clinical Pharmacology* (12.2)]. For recommended modifications based on ANC results see *Dosage and Administration* (2.9).
- It is not recommended to initiate AVTOZMA treatment in COVID-19 patients with an ANC less than 1000 per mm<sup>3</sup>. Neutrophils should be monitored.

### **Thrombocytopenia**

Treatment with tocilizumab products was associated with a reduction in platelet counts. Treatment-related reduction in platelets was not associated with serious bleeding events in clinical trials [see *Adverse Reactions* (6.1, 6.2)].

- It is not recommended to initiate AVTOZMA treatment in RA and GCA patients with a platelet count below 100,000 per mm<sup>3</sup>. In patients who develop a platelet count less than 50,000 per mm<sup>3</sup> treatment is not recommended.
- Monitor platelets 4 to 8 weeks after start of therapy and every 3 months thereafter. For recommended modifications based on platelet counts see *Dosage and Administration* (2.9).
- In COVID-19 patients with a platelet count less than 50,000 per mm<sup>3</sup>, treatment is not recommended. Platelets should be monitored.

### **Elevated Liver Enzymes**

Refer to 5.3 Hepatotoxicity. For recommended modifications [see *Dosage and Administration* (2.9)]

### **Lipid Abnormalities**

Treatment with tocilizumab products was associated with increases in lipid parameters such as total cholesterol, triglycerides, LDL cholesterol, and/or HDL cholesterol [see *Adverse Reactions* (6.1, 6.2)].

- Assess lipid parameters approximately 4 to 8 weeks following initiation of AVTOZMA therapy.
- Subsequently, manage patients according to clinical guidelines [e.g., National Cholesterol Educational Program (NCEP)] for the management of hyperlipidemia.

## ***Patients with Polyarticular and Systemic Juvenile Idiopathic Arthritis***

A similar pattern of liver enzyme elevation, low neutrophil count, low platelet count and lipid elevations is noted with tocilizumab products treatment in the PJIA and SJIA populations. Monitor neutrophils, platelets, ALT and AST at the time of the second administration and thereafter every 4 to 8 weeks for PJIA and every 2 to 4 weeks for SJIA. Monitor lipids as above for approved adult indications [see *Dosage and Administration* (2.9)].

## **5.5 Immunosuppression**

The impact of treatment with tocilizumab products on the development of malignancies is not known but malignancies were observed in clinical studies [see *Adverse Reactions* (6.1)]. AVTOZMA is an immunosuppressant, and treatment with immunosuppressants may result in an increased risk of malignancies.

## **5.6 Hypersensitivity Reactions, Including Anaphylaxis**

Hypersensitivity reactions, including anaphylaxis, have been reported in association with tocilizumab products and anaphylactic events with a fatal outcome have been reported with intravenous infusion of tocilizumab products. Anaphylaxis and other hypersensitivity reactions that required treatment discontinuation were reported in 0.1% (3 out of 2644) of patients in the 6-month controlled trials of intravenous tocilizumab, 0.2% (8 out of 4009) of patients in the intravenous all-exposure RA population, 0.7% (8 out of 1068) in the subcutaneous 6-month controlled RA trials, and in 0.7% (10 out of 1465) of patients in the subcutaneous all-exposure population. In the SJIA controlled trial with intravenous tocilizumab, 1 out of 112 patients (0.9%) experienced hypersensitivity reactions that required treatment discontinuation. In the PJIA controlled trial with intravenous tocilizumab, 0 out of 188 patients (0%) in the tocilizumab all-exposure population experienced hypersensitivity reactions that required treatment discontinuation. Reactions that required treatment discontinuation included generalized erythema, rash, and urticaria. Injection site reactions were categorized separately [see *Adverse Reactions* (6)].

In the postmarketing setting, events of hypersensitivity reactions, including anaphylaxis and death have occurred in patients treated with a range of doses of intravenous tocilizumab products, with or without concomitant therapies. Events have occurred in patients who received premedication. Hypersensitivity, including anaphylaxis events, have occurred both with and without previous hypersensitivity reactions and as early as the first infusion of tocilizumab products [see *Adverse Reactions* (6.10)]. In addition, serious cutaneous reactions, including Drug Reaction with Eosinophilia and Systemic Symptoms (DRESS), have been reported in patients with autoinflammatory conditions treated with tocilizumab products.

AVTOZMA for intravenous use should only be infused by a healthcare professional with appropriate medical support to manage anaphylaxis. For AVTOZMA subcutaneous injection, advise patients to seek immediate medical attention if they experience any symptoms of a hypersensitivity reaction. If a hypersensitivity reaction occurs, immediately discontinue AVTOZMA, treat promptly and monitor until signs and symptoms resolve.

### **5.7 Demyelinating Disorders**

The impact of treatment with tocilizumab products on demyelinating disorders is not known, but multiple sclerosis and chronic inflammatory demyelinating polyneuropathy were reported rarely in RA clinical studies. Monitor patients for signs and symptoms potentially indicative of demyelinating disorders. Prescribers should exercise caution in considering the use of AVTOZMA in patients with preexisting or recent onset demyelinating disorders.

### **5.8 Active Hepatic Disease and Hepatic Impairment**

Treatment with AVTOZMA is not recommended in patients with active hepatic disease or hepatic impairment [see *Adverse Reactions* (6.1), *Use in Specific Populations* (8.6)].

### **5.9 Vaccinations**

Avoid use of live vaccines concurrently with AVTOZMA as clinical safety has not been established. No data are available on the secondary transmission of infection from persons receiving live vaccines to patients receiving tocilizumab products.

No data are available on the effectiveness of vaccination in patients receiving tocilizumab products. Because IL-6 inhibition may interfere with the normal immune response to new antigens, it is recommended that all patients, particularly pediatric or elderly patients, if possible, be brought up to date with all immunizations in agreement with current immunization guidelines prior to initiating AVTOZMA therapy. The interval between live vaccinations and initiation of AVTOZMA therapy should be in accordance with current vaccination guidelines regarding immunosuppressive agents.

## **6 ADVERSE REACTIONS**

The following serious adverse reactions are described elsewhere in labeling:

- Serious Infections [see *Warnings and Precautions* (5.1)]
- Gastrointestinal Perforations [see *Warnings and Precautions* (5.2)]
- Laboratory Parameters [see *Warnings and Precautions* (5.4)]



- Immunosuppression [*see Warnings and Precautions (5.5)*]
- Hypersensitivity Reactions, Including Anaphylaxis [*see Warnings and Precautions (5.6)*]
- Demyelinating Disorders [*see Warnings and Precautions (5.7)*]
- Active Hepatic Disease and Hepatic Impairment [*see Warnings and Precautions (5.8)*]

Because clinical studies are conducted under widely varying conditions, adverse reaction rates observed in the clinical studies of a drug cannot be directly compared to rates in the clinical studies of another drug and may not predict the rates observed in a broader patient population in clinical practice.

## **6.1 Clinical Trials Experience in Rheumatoid Arthritis Patients Treated with Intravenous Tocilizumab (Tocilizumab-IV)**

The tocilizumab-IV data in rheumatoid arthritis (RA) includes 5 double-blind, controlled, multicenter studies. In these studies, patients received doses of tocilizumab-IV 8 mg per kg monotherapy (288 patients), tocilizumab-IV 8 mg per kg in combination with DMARDs (including methotrexate) (1582 patients), or tocilizumab-IV 4 mg per kg in combination with methotrexate (774 patients).

The all exposure population includes all patients in registration studies who received at least one dose of tocilizumab-IV. Of the 4009 patients in this population, 3577 received treatment for at least 6 months, 3309 for at least one year; 2954 received treatment for at least 2 years and 2189 for 3 years.

All patients in these studies had moderately to severely active rheumatoid arthritis. The study population had a mean age of 52 years, 82% were female and 74% were Caucasian.

The most common serious adverse reactions were serious infections [*see Warnings and Precautions (5.1)*]. The most commonly reported adverse reactions in controlled studies up to 24 weeks (occurring in at least 5% of patients treated with tocilizumab-IV monotherapy or in combination with DMARDs) were upper respiratory tract infections, nasopharyngitis, headache, hypertension and increased ALT.

The proportion of patients who discontinued treatment due to any adverse reactions during the double-blind, placebo-controlled studies was 5% for patients taking tocilizumab-IV and 3% for placebo-treated patients. The most common adverse reactions that required discontinuation of tocilizumab-IV were increased hepatic transaminase values (per protocol requirement) and serious infections.

### Overall Infections

In the 24 week, controlled clinical studies, the rate of infections in the tocilizumab-IV monotherapy group was 119 events per 100 patient-years and was similar in the methotrexate monotherapy group. The rate of infections in the 4 mg per kg and 8 mg per kg tocilizumab-IV plus DMARD group was 133 and 127 events per 100 patient-years, respectively, compared to 112 events per 100 patient-years in the placebo plus DMARD group. The most commonly reported infections (5% to 8% of patients) were upper respiratory tract infections and nasopharyngitis.

The overall rate of infections with tocilizumab-IV in the all exposure population remained consistent with rates in the controlled periods of the studies.

### Serious Infections

In the 24 week, controlled clinical studies, the rate of serious infections in the tocilizumab-IV monotherapy group was 3.6 per 100 patient-years compared to 1.5 per 100 patient-years in the methotrexate group. The rate of serious infections in the 4 mg per kg and 8 mg per kg tocilizumab-IV plus DMARD group was 4.4 and 5.3 events per 100 patient-years, respectively, compared to 3.9 events per 100 patient-years in the placebo plus DMARD group.

In the all-exposure population, the overall rate of serious infections remained consistent with rates in the controlled periods of the studies. The most common serious infections included pneumonia, urinary tract infection, cellulitis, herpes zoster, gastroenteritis, diverticulitis, sepsis and bacterial arthritis. Cases of opportunistic infections have been reported [*see Warnings and Precautions (5.1)*].

In the cardiovascular outcomes Study WA25204, the rate of serious infections in the tocilizumab 8 mg/kg IV every 4 weeks group, with or without DMARD, was 4.5 per 100 patient-years, and the rate in the etanercept 50 mg weekly SC group, with or without DMARD, was 3.2 per 100 patient-years [see *Clinical Studies (14.1)*].

### Gastrointestinal Perforations

During the 24 week, controlled clinical trials, the overall rate of gastrointestinal perforation was 0.26 events per 100 patient-years with tocilizumab-IV therapy.

In the all-exposure population, the overall rate of gastrointestinal perforation remained consistent with rates in the controlled periods of the studies. Reports of gastrointestinal perforation were primarily reported as complications of diverticulitis including generalized purulent peritonitis, lower GI perforation, fistula and abscess. Most patients who developed gastrointestinal perforations were taking concomitant nonsteroidal anti-inflammatory medications (NSAIDs), corticosteroids, or methotrexate [see *Warnings and Precautions (5.2)*]. The relative contribution of these concomitant medications versus tocilizumab-IV to the development of GI perforations is not known.

### Infusion Reactions

In the 24 week, controlled clinical studies, adverse events associated with the infusion (occurring during or within 24 hours of the start of infusion) were reported in 8% and 7% of patients in the 4 mg per kg and 8 mg per kg tocilizumab-IV plus DMARD group, respectively, compared to 5% of patients in the placebo plus DMARD group. The most frequently reported event on the 4 mg per kg and 8 mg per kg dose during the infusion was hypertension (1% for both doses), while the most frequently reported event occurring within 24 hours of finishing an infusion were headache (1% for both doses) and skin reactions (1% for both doses), including rash, pruritus and urticaria. These events were not treatment limiting.

### Anaphylaxis

Hypersensitivity reactions requiring treatment discontinuation, including anaphylaxis, associated with tocilizumab-IV were reported in 0.1% (3 out of 2644) in the 24 week, controlled trials and in 0.2% (8 out of 4009) in the all-exposure population. These reactions were generally observed during the second to fourth infusion of tocilizumab-IV. Appropriate medical treatment should be available for immediate use in the event of a serious hypersensitivity reaction [see *Warnings and Precautions (5.6)*].

### Laboratory Abnormalities

#### *Neutropenia*

In the 24 week, controlled clinical studies, decreases in neutrophil counts below 1000 per mm<sup>3</sup> occurred in 1.8% and 3.4% of patients in the 4 mg per kg and 8 mg per kg tocilizumab-IV plus DMARD group, respectively, compared to 0.1% of patients in the placebo plus DMARD group. Approximately half of the instances of ANC below 1000 per mm<sup>3</sup> occurred within 8 weeks of starting therapy. Decreases in neutrophil counts below 500 per mm<sup>3</sup> occurred in 0.4% and 0.3% of patients in the 4 mg per kg and 8 mg per kg tocilizumab-IV plus DMARD, respectively, compared to 0.1% of patients in the placebo plus DMARD group. There was no clear relationship between decreases in neutrophils below 1000 per mm<sup>3</sup> and the occurrence of serious infections.

In the all-exposure population, the pattern and incidence of decreases in neutrophil counts remained consistent with what was seen in the 24 week controlled clinical studies [see *Warnings and Precautions (5.4)*].

#### *Thrombocytopenia*

In the 24 week, controlled clinical studies, decreases in platelet counts below 100,000 per mm<sup>3</sup> occurred in 1.3% and 1.7% of patients on 4 mg per kg and 8 mg per kg tocilizumab-IV plus DMARD, respectively, compared to 0.5% of patients on placebo plus DMARD, without associated bleeding events.

In the all-exposure population, the pattern and incidence of decreases in platelet counts remained consistent with what was seen in the 24 week controlled clinical studies [see *Warnings and Precautions (5.4)*].

#### *Elevated Liver Enzymes*

Liver enzyme abnormalities are summarized in **Table 1**. In patients experiencing liver enzyme elevation,

modification of treatment regimen, such as reduction in the dose of concomitant DMARD, interruption of tocilizumab-IV, or reduction in tocilizumab-IV dose, resulted in decrease or normalization of liver enzymes [see *Dosage and Administration* (2.9)]. These elevations were not associated with clinically relevant increases in direct bilirubin, nor were they associated with clinical evidence of hepatitis or hepatic insufficiency [see *Warnings and Precautions* (5.3, 5.4)].

**Table 1** Incidence of Liver Enzyme Abnormalities in the 24 Week Controlled Period of Studies I to V\*

	<b>Tocilizumab 8 mg per kg MONOTHERAPY</b>	<b>Methotrexate</b>	<b>Tocilizumab 4 mg per kg + DMARDs</b>	<b>Tocilizumab 8 mg per kg + DMARDs</b>	<b>Placebo + DMARDs</b>
	<b>N = 288 (%)</b>	<b>N = 284 (%)</b>	<b>N = 774 (%)</b>	<b>N = 1582 (%)</b>	<b>N = 1170 (%)</b>
AST (U/L)					
> ULN to 3x ULN	22	26	34	41	17
> 3x ULN to 5x ULN	0.3	2	1	2	0.3
> 5x ULN	0.7	0.4	0.1	0.2	< 0.1
ALT (U/L)					
> ULN to 3x ULN	36	33	45	48	23
> 3x ULN to 5x ULN	1	4	5	5	1
> 5x ULN	0.7	1	1.3	1.5	0.3

ULN = Upper Limit of Normal

\*For a description of these studies, see Section 14, Clinical Studies.

In the all-exposure population, the elevations in ALT and AST remained consistent with what was seen in the 24 week, controlled clinical trials.

In Study WA25204, of the 1538 patients with moderate to severe RA [see *Clinical Studies* (14.1)] and treated with tocilizumab, elevations in ALT or AST >3 x ULN occurred in 5.3% and 2.2% patients, respectively. One serious event of drug induced hepatitis with hyperbilirubinemia was reported in association with tocilizumab.

### *Lipids*

Elevations in lipid parameters (total cholesterol, LDL, HDL, triglycerides) were first assessed at 6 weeks following initiation of tocilizumab-IV in the controlled 24 week clinical trials. Increases were observed at this time point and remained stable thereafter. Increases in triglycerides to levels above 500 mg per dL were rarely observed. Changes in other lipid parameters from baseline to week 24 were evaluated and are summarized below:

- Mean LDL increased by 13 mg per dL in the tocilizumab 4 mg per kg+DMARD arm, 20 mg per dL in the tocilizumab 8 mg per kg+DMARD, and 25 mg per dL in tocilizumab 8 mg per kg monotherapy.
- Mean HDL increased by 3 mg per dL in the tocilizumab 4 mg per kg+DMARD arm, 5 mg per dL in the tocilizumab 8 mg per kg+DMARD, and 4 mg per dL in tocilizumab 8 mg per kg monotherapy.
- Mean LDL/HDL ratio increased by an average of 0.14 in the tocilizumab 4 mg per kg+DMARD arm, 0.15 in the tocilizumab 8 mg per kg+DMARD, and 0.26 in tocilizumab 8 mg per kg monotherapy.
- ApoB/ApoA1 ratios were essentially unchanged in tocilizumab-treated patients.

Elevated lipids responded to lipid lowering agents.

In the all-exposure population, the elevations in lipid parameters remained consistent with what was seen in the 24 week, controlled clinical trials.

### *Immunogenicity*

The observed incidence of anti-drug antibodies is highly dependent on the sensitivity and specificity of the assay. Differences in assay methods preclude meaningful comparisons of the incidence of anti-drug antibodies in the studies described below with the incidence of anti-drug antibodies in other studies, including those of tocilizumab or of other tocilizumab products.

In the 24 week, controlled clinical studies, a total of 2876 patients have been tested for anti-tocilizumab antibodies. Forty-six patients (2%) developed positive anti-tocilizumab antibodies, of whom 5 had an associated, medically significant, hypersensitivity reaction leading to withdrawal. Thirty patients (1%) developed neutralizing antibodies.

### Malignancies

During the 24 week, controlled period of the studies, 15 malignancies were diagnosed in patients receiving tocilizumab-IV, compared to 8 malignancies in patients in the control groups. Exposure-adjusted incidence was similar in the tocilizumab-IV groups (1.32 events per 100 patient-years) and in the placebo plus DMARD group (1.37 events per 100 patient-years).

In the all-exposure population, the rate of malignancies remained consistent with the rate observed in the 24 week, controlled period [see *Warnings and Precautions* (5.5)].

### Other Adverse Reactions

Adverse reactions occurring in 2% or more of patients on 4 or 8 mg per kg tocilizumab-IV plus DMARD and at least 1% greater than that observed in patients on placebo plus DMARD are summarized in **Table 2**.

**Table 2 Adverse Reactions Occurring in at Least 2% or More of Patients on 4 or 8 mg per kg Tocilizumab plus DMARD and at Least 1% Greater Than That Observed in Patients on Placebo plus DMARD**

24 Week Phase 3 Controlled Study Population					
	Tocilizumab 8 mg per kg MONOTHERAPY	Methotrexate	Tocilizumab 4 mg per kg + DMARDs	Tocilizumab 8 mg per kg + DMARDs	Placebo + DMARDs
Preferred Term	N = 288 (%)	N = 284 (%)	N = 774 (%)	N = 1582 (%)	N = 1170 (%)
Upper Respiratory Tract Infection	7	5	6	8	6
Nasopharyngitis	7	6	4	6	4
Headache	7	2	6	5	3
Hypertension	6	2	4	4	3
ALT increased	6	4	3	3	1
Dizziness	3	1	2	3	2
Bronchitis	3	2	4	3	3
Rash	2	1	4	3	1
Mouth Ulceration	2	2	1	2	1
Abdominal Pain Upper	2	2	3	3	2
Gastritis	1	2	1	2	1
Transaminase increased	1	5	2	2	1

Other infrequent and medically relevant adverse reactions occurring at an incidence less than 2% in rheumatoid arthritis patients treated with tocilizumab-IV in controlled trials were:

**Infections and Infestations:** oral herpes simplex

**Gastrointestinal disorders:** stomatitis, gastric ulcer

**Investigations:** weight increased, total bilirubin increased

**Blood and lymphatic system disorders:** leukopenia

**General disorders and administration site conditions:** edema peripheral

**Respiratory, thoracic, and mediastinal disorders:** dyspnea, cough

**Eye disorders:** conjunctivitis

**Renal disorders:** nephrolithiasis

**Endocrine disorders:** hypothyroidism

## 6.2 Clinical Trials Experience in Rheumatoid Arthritis Patients Treated with Subcutaneous Tocilizumab (Tocilizumab-SC)

The tocilizumab-SC data in rheumatoid arthritis (RA) includes 2 double-blind, controlled, multicenter studies. Study SC-I was a non-inferiority study that compared the efficacy and safety of tocilizumab 162 mg administered every week subcutaneously and 8 mg/kg intravenously every four weeks in 1262 adult subjects with rheumatoid arthritis. Study SC-II was a placebo controlled superiority study that evaluated the safety and efficacy of tocilizumab 162 mg administered every other week subcutaneously or placebo in 656 patients. All patients in both studies received background non-biologic DMARDs.

The safety observed for tocilizumab-SC administered subcutaneously was consistent with the known safety profile of intravenous tocilizumab, with the exception of injection site reactions (ISRs), which were more common with tocilizumab-SC compared with placebo SC injections (IV arm).

### Injection Site Reactions

In the 6-month control period, in SC-I, the frequency of ISRs was 10.1% (64/631) and 2.4% (15/631) for the weekly tocilizumab-SC and placebo SC (IV-arm) groups, respectively. In SC-II, the frequency of ISRs was 7.1% (31/437) and 4.1% (9/218) for the every other week tocilizumab-SC and placebo groups, respectively. These ISRs (including erythema, pruritus, pain and hematoma) were mild to moderate in severity. The majority resolved without any treatment and none necessitated drug discontinuation.

### Immunogenicity

In the 6-month control period in SC-I, 0.8% (5/625) in the tocilizumab-SC arm and 0.8% (5/627) in the IV arm developed anti-tocilizumab antibodies; of these, all developed neutralizing antibodies. In SC-II, 1.6% (7/434) in the tocilizumab-SC arm compared with 1.4 % (3/217) in the placebo arm developed anti- tocilizumab antibodies; of these, 1.4% (6/434) in the tocilizumab-SC arm and 0.5% (1/217) in the placebo arm also developed neutralizing antibodies.

A total of 1454 (>99%) patients who received tocilizumab-SC in the all exposure group have been tested for anti-tocilizumab antibodies. Thirteen patients (0.9%) developed anti-tocilizumab antibodies, and, of these, 12 patients (0.8%) developed neutralizing antibodies.

The rate is consistent with previous intravenous experience. No correlation of antibody development to adverse events or loss of clinical response was observed.

### Laboratory Abnormalities

#### *Neutropenia*

During routine laboratory monitoring in the 6-month controlled clinical trials, a decrease in neutrophil count below  $1 \times 10^9/L$  occurred in 2.9% and 3.7% of patients receiving tocilizumab-SC weekly and every other week, respectively.

There was no clear relationship between decreases in neutrophils below  $1 \times 10^9/L$  and the occurrence of serious infections.

#### *Thrombocytopenia*

During routine laboratory monitoring in the tocilizumab-SC 6-month controlled clinical trials, none of the patients had a decrease in platelet count to  $\leq 50,000/mm^3$ .

#### *Elevated Liver Enzymes*

During routine laboratory monitoring in the 6-month controlled clinical trials, elevation in ALT or AST  $\geq 3 \times$  ULN occurred in 6.5% and 1.4% of patients, respectively, receiving tocilizumab-SC weekly and 3.4% and 0.7% receiving tocilizumab-SC every other week.

#### *Lipid Parameters Elevations*

During routine laboratory monitoring in the tocilizumab-SC 6-month clinical trials, 19% of patients dosed weekly and 19.6% of patients dosed every other week and 10.2% of patients on placebo experienced sustained elevations

in total cholesterol > 6.2 mmol/l (240 mg/dL), with 9%, 10.4% and 5.1% experiencing a sustained increase in LDL to 4.1 mmol/l (160 mg/dL) receiving tocilizumab-SC weekly, every other week and placebo, respectively.

### **6.3 Clinical Trials Experience in Giant Cell Arteritis Patients Treated with Subcutaneous Tocilizumab (Tocilizumab-SC)**

The safety of subcutaneous tocilizumab has been studied in one Phase III study (WA28119) with 251 GCA patients. The total patient years duration in the tocilizumab-SC GCA all exposure population was 138.5 patient years during the 12-month double blind, placebo-controlled phase of the study. The overall safety profile observed in the tocilizumab-SC treatment groups was generally consistent with the known safety profile of tocilizumab. There was an overall higher incidence of infections in GCA patients relative to RA patients. The rate of infection/serious infection events was 200.2/9.7 events per 100 patient years in the tocilizumab-SC weekly group and 160.2/4.4 events per 100 patient years in the tocilizumab-SC every other week group as compared to 156.0/4.2 events per 100 patient years in the placebo + 26 week prednisone taper and 210.2/12.5 events per 100 patient years in the placebo + 52 week taper groups.

### **6.4 Clinical Trials Experience in Giant Cell Arteritis Patients Treated with Intravenous Tocilizumab (Tocilizumab-IV)**

The safety of tocilizumab-IV was studied in an open label PK-PD and safety study in 24 patients with GCA who were in remission on tocilizumab-IV at time of enrollment. Patients received tocilizumab 7 mg/kg every 4 weeks for 20 weeks, followed by 6 mg/kg every 4 weeks for 20 weeks. The total patient years exposure to treatment was 17.5 years. The overall safety profile observed for tocilizumab administered intravenously in GCA patients was consistent with the known safety profile of tocilizumab.

### **6.5 Clinical Trials Experience in Polyarticular Juvenile Idiopathic Arthritis Patients Treated with Intravenous Tocilizumab (Tocilizumab-IV)**

The safety of tocilizumab-IV was studied in 188 pediatric patients 2 to 17 years of age with PJIA who had an inadequate clinical response or were intolerant to methotrexate. The total patient exposure in the tocilizumab-IV all exposure population (defined as patients who received at least one dose of tocilizumab-IV) was 184.4 patient years. At baseline, approximately half of the patients were taking oral corticosteroids and almost 80% were taking methotrexate. In general, the types of adverse drug reactions in patients with PJIA were consistent with those seen in RA and SJIA patients [see *Adverse Reactions* (6.1 and 6.7)].

#### Infections

The rate of infections in the tocilizumab-IV all exposure population was 163.7 per 100 patient years. The most common events observed were nasopharyngitis and upper respiratory tract infections. The rate of serious infections was numerically higher in patients weighing less than 30 kg treated with 10 mg/kg tocilizumab (12.2 per 100 patient years) compared to patients weighing at or above 30 kg, treated with 8 mg/kg tocilizumab (4.0 per 100 patient years). The incidence of infections leading to dose interruptions was also numerically higher in patients weighing less than 30 kg treated with 10 mg/kg tocilizumab (21%) compared to patients weighing at or above 30 kg, treated with 8 mg/kg tocilizumab (8%).

#### Infusion Reactions

In PJIA patients, infusion-related reactions are defined as all events occurring during or within 24 hours of an infusion. In the tocilizumab-IV all exposure population, 11 patients (6%) experienced an event during the infusion, and 38 patients (20.2%) experienced an event within 24 hours of an infusion. The most common events occurring during infusion were headache, nausea and hypotension, and occurring within 24 hours of infusion were dizziness and hypotension. In general, the adverse drug reactions observed during or within 24 hours of an infusion were similar in nature to those seen in RA and SJIA patients [see *Adverse Reactions* (6.1 and 6.7)].

No clinically significant hypersensitivity reactions associated with tocilizumab and requiring treatment discontinuation were reported.

#### Immunogenicity

One patient, in the 10 mg/kg less than 30 kg group, developed positive anti-tocilizumab antibodies without developing a hypersensitivity reaction and subsequently withdrew from the study.



### Laboratory Abnormalities

#### Neutropenia

During routine laboratory monitoring in the tocilizumab-IV all exposure population, a decrease in neutrophil counts below  $1 \times 10^9$  per L occurred in 3.7% of patients.

There was no clear relationship between decreases in neutrophils below  $1 \times 10^9$  per L and the occurrence of serious infections.

#### Thrombocytopenia

During routine laboratory monitoring in the tocilizumab-IV all exposure population, 1% of patients had a decrease in platelet count at or less than 50,000 per  $\text{mm}^3$  without associated bleeding events.

#### Elevated Liver Enzymes

During routine laboratory monitoring in the tocilizumab-IV all exposure population, elevation in ALT or AST at or greater than 3 x ULN occurred in 4% and less than 1% of patients, respectively.

#### Lipids

During routine laboratory monitoring in the tocilizumab all exposure population, elevation in total cholesterol greater than 1.5-2 x ULN occurred in one patient (0.5%) and elevation in LDL greater than 1.5-2 x ULN occurred in one patient (0.5%).

## **6.6 Clinical Trials Experience in Polyarticular Juvenile Idiopathic Arthritis Patients Treated with Subcutaneous Tocilizumab (Tocilizumab-SC)**

The safety of tocilizumab-SC was studied in 52 pediatric patients 1 to 17 years of age with PJIA who had an inadequate clinical response or were intolerant to methotrexate. The total patient exposure in the PJIA tocilizumab-SC population (defined as patients who received at least one dose of tocilizumab-SC and accounting for treatment discontinuation) was 49.5 patient years. In general, the safety observed for tocilizumab administered subcutaneously was consistent with the known safety profile of intravenous tocilizumab, with the exception of injection site reactions (ISRs), and neutropenia.

### Injection Site Reactions

During the 1-year study, a frequency of 28.8% (15/52) ISRs was observed in tocilizumab-SC treated PJIA patients. These ISRs occurred in a greater proportion of patients at or above 30 kg (44.0%) compared with patients below 30 kg (14.8%). All ISRs were mild in severity and none of the ISRs required patient withdrawal from treatment or dose interruption. A higher frequency of ISRs was observed in tocilizumab-SC treated PJIA patients compared to what was seen in adult RA or GCA patients [see *Adverse Reactions* (6.2 and 6.3)].

### Immunogenicity

Three patients, 1 patient below 30 kg and 2 patients at or above 30 kg, developed positive anti-tocilizumab antibodies with neutralizing potential without developing a serious or clinically significant hypersensitivity reaction. One patient subsequently withdrew from the study.

#### Neutropenia

During routine laboratory monitoring in the tocilizumab-SC all exposure population, a decrease in neutrophil counts below  $1 \times 10^9$  per L occurred in 15.4% of patients, and was more frequently observed in the patients less than 30 kg (25.9%) compared to patients at or above 30 kg (4.0%). There was no clear relationship between decreases in neutrophils below  $1 \times 10^9$  per L and the occurrence of serious infections.

## **6.7 Clinical Trials Experience in Systemic Juvenile Idiopathic Arthritis Patients Treated with Intravenous Tocilizumab (Tocilizumab-IV)**

The data described below reflect exposure to tocilizumab-IV in one randomized, double-blind, placebo-controlled trial of 112 pediatric patients with SJIA 2 to 17 years of age who had an inadequate clinical response to nonsteroidal anti-inflammatory drugs (NSAIDs) or corticosteroids due to toxicity or lack of efficacy. At baseline, approximately half of the patients were taking 0.3 mg/kg/day corticosteroids or more, and almost 70%

were taking methotrexate. The trial included a 12 week controlled phase followed by an open-label extension. In the 12 week double-blind, controlled portion of the clinical study 75 patients received treatment with tocilizumab-IV (8 or 12 mg per kg based upon body weight). After 12 weeks or at the time of escape, due to disease worsening, patients were treated with tocilizumab-IV in the open-label extension phase.

The most common adverse events (at least 5%) seen in tocilizumab-IV treated patients in the 12 week controlled portion of the study were: upper respiratory tract infection, headache, nasopharyngitis and diarrhea.

### Infections

In the 12 week controlled phase, the rate of all infections in the tocilizumab-IV group was 345 per 100 patient-years and 287 per 100 patient-years in the placebo group. In the open label extension over an average duration of 73 weeks of treatment, the overall rate of infections was 304 per 100 patient-years.

In the 12 week controlled phase, the rate of serious infections in the tocilizumab-IV group was 11.5 per 100 patient years. In the open label extension over an average duration of 73 weeks of treatment, the overall rate of serious infections was 11.4 per 100 patient years. The most commonly reported serious infections included pneumonia, gastroenteritis, varicella, and otitis media.

### Macrophage Activation Syndrome

In the 12 week controlled study, no patient in any treatment group experienced macrophage activation syndrome (MAS) while on assigned treatment; 3 per 112 (3%) developed MAS during open-label treatment with tocilizumab-IV. One patient in the placebo group escaped to tocilizumab-IV 12 mg per kg at Week 2 due to severe disease activity, and ultimately developed MAS at Day 70. Two additional patients developed MAS during the long-term extension. All 3 patients had tocilizumab-IV dose interrupted (2 patients) or discontinued (1 patient) for the MAS event, received treatment, and the MAS resolved without sequelae. Based on a limited number of cases, the incidence of MAS does not appear to be elevated in the tocilizumab-IV SJIA clinical development experience; however no definitive conclusions can be made.

### Infusion Reactions

Patients were not premedicated, however most patients were on concomitant corticosteroids as part of their background treatment for SJIA. Infusion related reactions were defined as all events occurring during or within 24 hours after an infusion. In the 12 week controlled phase, 4% of tocilizumab-IV and 0% of placebo treated patients experienced events occurring during infusion. One event (angioedema) was considered serious and life-threatening, and the patient was discontinued from study treatment.

Within 24 hours after infusion, 16% of patients in the tocilizumab-IV treatment group and 5% of patients in the placebo group experienced an event. In the tocilizumab-IV group the events included rash, urticaria, diarrhea, epigastric discomfort, arthralgia and headache. One of these events, urticaria, was considered serious.

### Anaphylaxis

Anaphylaxis was reported in 1 out of 112 patients (less than 1%) treated with tocilizumab-IV during the controlled and open label extension study [see *Warnings and Precautions* (5.6)].

### Immunogenicity

All 112 patients were tested for anti-tocilizumab antibodies at baseline. Two patients developed positive anti-tocilizumab antibodies: one of these patients experienced serious adverse events of urticaria and angioedema consistent with an anaphylactic reaction which led to withdrawal; the other patient developed macrophage activation syndrome while on escape therapy and was discontinued from the study.

### Laboratory Abnormalities

#### Neutropenia

During routine monitoring in the 12 week controlled phase, a decrease in neutrophil below  $1 \times 10^9$  per L occurred in 7% of patients in the tocilizumab-IV group, and in no patients in the placebo group. In the open label extension over an average duration of 73 weeks of treatment, a decreased neutrophil count occurred in 17% of the tocilizumab-IV group. There was no clear relationship between decrease in neutrophils below  $1 \times 10^9$  per L and the occurrence of

serious infections.

#### *Thrombocytopenia*

During routine monitoring in the 12 week controlled phase, 1% of patients in the tocilizumab-IV group and 3% in the placebo group had a decrease in platelet count to no more than 100,000 per mm<sup>3</sup>.

In the open label extension over an average duration of 73 weeks of treatment, decreased platelet count occurred in 4% of patients in the tocilizumab-IV group, with no associated bleeding.

#### *Elevated Liver Enzymes*

During routine laboratory monitoring in the 12 week controlled phase, elevation in ALT or AST at or above 3x ULN occurred in 5% and 3% of patients, respectively in the tocilizumab-IV group and in 0% of placebo patients.

In the open label extension over an average duration of 73 weeks of treatment, the elevation in ALT or AST at or above 3x ULN occurred in 13% and 5% of tocilizumab-IV treated patients, respectively.

#### *Lipids*

During routine laboratory monitoring in the 12 week controlled phase, elevation in total cholesterol greater than 1.5x ULN – 2x ULN occurred in 1.5% of the tocilizumab-IV group and in 0% of placebo patients. Elevation in LDL greater than 1.5x ULN – 2x ULN occurred in 1.9% of patients in the tocilizumab-IV group and 0% of the placebo group.

In the open label extension study over an average duration of 73 weeks of treatment, the pattern and incidence of elevations in lipid parameters remained consistent with the 12 week controlled study data.

### **6.8 Clinical Trials Experience in Systemic Juvenile Idiopathic Arthritis Patients Treated with Subcutaneous Tocilizumab (Tocilizumab-SC)**

The safety profile of tocilizumab-SC was studied in 51 pediatric patients 1 to 17 years of age with SJIA who had an inadequate clinical response to NSAIDs and corticosteroids. In general, the safety observed for tocilizumab administered subcutaneously was consistent with the known safety profile of intravenous tocilizumab, with the exception of ISRs where a higher frequency was observed in tocilizumab-SC treated SJIA patients compared to PJIA patients and adult RA or GCA patients [see *Adverse Reactions* (6.2, 6.3 and 6.6)].

#### *Injection Site Reactions (ISRs)*

A total of 41.2% (21/51) SJIA patients experienced ISRs to tocilizumab-SC. The most common ISRs were erythema, pruritus, pain, and swelling at the injection site. The majority of ISRs reported were Grade 1 events and all ISRs reported were non-serious and none required patient withdrawal from treatment or dose interruption.

#### *Immunogenicity*

Forty-six of the 51 (90.2%) patients who were tested for anti-tocilizumab antibodies at baseline had at least one post-baseline screening assay result. No patient developed positive anti-tocilizumab antibodies post-baseline.

### **6.9 Clinical Trials Experience in COVID-19 Patients Treated with Intravenous Tocilizumab (Tocilizumab-IV)**

The safety of tocilizumab in hospitalized COVID-19 patients was evaluated in a pooled safety population that includes patients enrolled in EMPACTA, COVACTA, AND REMDACTA. The analysis of adverse reactions included a total of 974 patients exposed to tocilizumab. Patients received a single, 60-minute infusion of intravenous tocilizumab 8 mg/kg (maximum dose of 800 mg). If clinical signs or symptoms worsened or did not improve, one additional dose of tocilizumab 8 mg/kg could be administered between 8- 24 hours after the initial dose.

Adverse reactions summarized in **Table 3** occurred in at least 3% of tocilizumab-treated patients and more commonly than in patients on placebo in the pooled safety population.

**Table 3 Adverse Reactions<sup>1</sup> Identified From the Pooled COVID-19 Safety Population**

<b>Adverse Reaction</b>	<b>Tocilizumab 8 mg per kg</b>	<b>Placebo</b>
	<b>N = 974 (%)</b>	<b>N = 483 (%)</b>
Hepatic Transaminases increased	10%	8%
Constipation	9 %	8%
Urinary tract infection	5%	4%
Hypertension	4%	1%
Hypokalaemia	4%	3%
Anxiety	4%	2%
Diarrhea	4%	2%
Insomnia	4%	3%
Nausea	3%	2%

<sup>1</sup> Patients are counted once for each category regardless of the number of reactions

In the pooled safety population, the rates of infection/serious infection events were 30%/19% in patients receiving tocilizumab versus 32%/23% receiving placebo.

#### Laboratory Abnormalities

In the pooled safety population of EMPACTA, COVACTA, and REMDACTA, neutrophil counts <1000 cells/mcl occurred in 3.4% of patients who received tocilizumab and 0.5% of patients who received placebo. Platelet counts <50,000 cells/mcl occurred in 3.2% of patients who received tocilizumab and 1.5% of patients who received placebo. ALT or AST at or above 5x ULN occurred in 11.7% of patients who received tocilizumab and 9.9% of patients who received placebo.

### **6.10 Postmarketing Experience**

The following adverse reactions have been identified during post-approval use of tocilizumab products. Because these reactions are reported voluntarily from a population of uncertain size, it is not always possible to reliably estimate their frequency or establish a causal relationship to drug exposure.

- Hypersensitivity Reactions: Fatal anaphylaxis, Stevens-Johnson Syndrome, Drug Reaction with Eosinophilia and Systemic Symptoms (DRESS) [see *Warnings and Precautions* (5.6)]
- Pancreatitis
- Drug-induced liver injury, Hepatitis, Hepatic failure, Jaundice [see *Warnings and Precautions* (5.3)]

## **7 DRUG INTERACTIONS**

### **7.1 Concomitant Drugs for Treatment of Adult Indications**

In RA patients, population pharmacokinetic analyses did not detect any effect of methotrexate (MTX), non-steroidal anti-inflammatory drugs or corticosteroids on tocilizumab clearance. Concomitant administration of a single intravenous dose of 10 mg/kg tocilizumab with 10-25 mg MTX once weekly had no clinically significant effect on MTX exposure. Tocilizumab products have not been studied in combination with biological DMARDs such as TNF antagonists [see *Dosage and Administration* (2.2)].

In GCA patients, no effect of concomitant corticosteroid on tocilizumab exposure was observed.

### **7.2 Interactions with CYP450 Substrates**

Cytochrome P450s in the liver are down-regulated by infection and inflammation stimuli including cytokines such

as IL-6. Inhibition of IL-6 signaling in RA patients treated with tocilizumab products may restore CYP450 activities to higher levels than those in the absence of tocilizumab products leading to increased metabolism of drugs that are CYP450 substrates. In vitro studies showed that tocilizumab has the potential to affect expression of multiple CYP enzymes including CYP1A2, CYP2B6, CYP2C9, CYP2C19, CYP2D6 and CYP3A4. Its effect on CYP2C8 or transporters is unknown. In vivo studies with omeprazole, metabolized by CYP2C19 and CYP3A4, and simvastatin, metabolized by CYP3A4, showed up to a 28% and 57% decrease in exposure one week following a single dose of tocilizumab, respectively. The effect of tocilizumab products on CYP enzymes may be clinically relevant for CYP450 substrates with narrow therapeutic index, where the dose is individually adjusted. Upon initiation or discontinuation of AVTOZMA, in patients being treated with these types of medicinal products, perform therapeutic monitoring of effect (e.g., warfarin) or drug concentration (e.g., cyclosporine or theophylline) and the individual dose of the medicinal product adjusted as needed. Exercise caution when coadministering AVTOZMA with CYP3A4 substrate drugs where decrease in effectiveness is undesirable, e.g., oral contraceptives, lovastatin, atorvastatin, etc. The effect of tocilizumab products on CYP450 enzyme activity may persist for several weeks after stopping therapy [*see Clinical Pharmacology (12.3)*].

### 7.3 Live Vaccines

Avoid use of live vaccines concurrently with AVTOZMA [*see Warnings and Precautions (5.9)*].

## 8 USE IN SPECIFIC POPULATIONS

### 8.1 Pregnancy

#### Risk Summary

The available data with tocilizumab products from a pregnancy exposure registry, retrospective cohort study, pharmacovigilance, and published literature are insufficient to draw conclusions about a drug-associated risk of major birth defects, miscarriage, or other adverse maternal or fetal outcomes. These studies had methodological limitations, including small sample size of tocilizumab exposed groups, missing exposure and outcomes information, and lack of adjustment for cofounders. Monoclonal antibodies, such as tocilizumab products, are actively transported across the placenta during the third trimester of pregnancy and may affect immune response in the *in utero* exposed infant [*see Clinical Considerations*]. In animal reproduction studies, intravenous administration of tocilizumab to Cynomolgus monkeys during organogenesis caused abortion/embryo-fetal death at doses 1.25 times and higher than the maximum recommended human dose by the intravenous route of 8 mg per kg every 2 to 4 weeks. The literature in animals suggests that inhibition of IL-6 signaling may interfere with cervical ripening and dilatation and myometrial contractile activity leading to potential delays of parturition [*see Data*]. Based on the animal data, there may be a potential risk to the fetus.

The estimated background risk of major birth defects and miscarriage for the indicated population is unknown. All pregnancies have a background risk of birth defect, loss or other adverse outcomes. In the U.S. general population, the estimated background risk of major birth defects and miscarriage in clinically recognized pregnancies is 2 to 4% and 15 to 20%, respectively.

#### Clinical Considerations

##### *Fetal/Neonatal adverse reactions*

Monoclonal antibodies are increasingly transported across the placenta as pregnancy progresses, with the largest amount transferred during the third trimester. Risks and benefits should be considered prior to administering live or live-attenuated vaccines to infants exposed to AVTOZMA *in utero* [*see Warnings and Precautions 5.9*].

##### *Disease-associated Maternal Risk*

Published data suggest that the risk of adverse pregnancy outcomes in women with rheumatoid arthritis is associated with increased disease activity. Adverse pregnancy outcomes include preterm delivery (before 37 weeks of gestation), low birth weight (less than 2500 g) infants, and small for gestational age at birth.

#### Data

##### *Animal Data*

An embryo-fetal developmental toxicity study was performed in which pregnant Cynomolgus monkeys were treated intravenously with tocilizumab at daily doses of 2, 10, or 50 mg/ kg during organogenesis from gestation day (GD) 20-50. Although there was no evidence for a teratogenic/dysmorphic effect at any dose, tocilizumab produced an increase in the incidence of abortion/embryo-fetal death at doses 1.25 times and higher the MRHD by the intravenous route at maternal intravenous doses of 10 and 50 mg/ kg. Testing of a murine analogue of tocilizumab in mice did not yield any evidence of harm to offspring during the pre- and postnatal development phase when dosed at 50 mg/kg intravenously with treatment every three days from implantation (GD 6) until post-partum day 21 (weaning). There was no evidence for any functional impairment of the development and behavior, learning ability, immune competence and fertility of the offspring.

Parturition is associated with significant increases of IL-6 in the cervix and myometrium. The literature suggests that inhibition of IL-6 signaling may interfere with cervical ripening and dilatation and myometrial contractile activity leading to potential delays of parturition. For mice deficient in IL-6 (Il6<sup>-/-</sup> null mice), parturition was delayed relative to wild-type (Il6<sup>+/+</sup>) mice. Administration of recombinant IL-6 to Il6<sup>-/-</sup> null mice restored the normal timing of delivery.

## **8.2 Lactation**

### **Risk Summary**

No information is available on the presence of tocilizumab products in human milk, the effects of the drug on the breastfed infant, or the effects of the drug on milk production. Maternal immunoglobulin G (IgG) is present in human milk. If tocilizumab products are transferred into human milk, the effects of local exposure in the gastrointestinal tract and potential limited systemic exposure in the infant to tocilizumab products are unknown. The lack of clinical data during lactation precludes clear determination of the risk of tocilizumab products to an infant during lactation; therefore the developmental and health benefits of breastfeeding should be considered along with the mother's clinical need for AVTOZMA and the potential adverse effects on the breastfed child from AVTOZMA or from the underlying maternal condition.

## **8.4 Pediatric Use**

AVTOZMA by intravenous use is indicated for the treatment of pediatric patients with:

- Active systemic juvenile idiopathic arthritis in patients 2 years of age and older
- Active polyarticular juvenile idiopathic arthritis in patients 2 years of age and older

AVTOZMA by subcutaneous use is indicated for the treatment of pediatric patients with:

- Active polyarticular juvenile idiopathic arthritis in patients 2 years of age and older
- Active systemic juvenile idiopathic arthritis in patients 2 years of age and older

The safety and effectiveness of AVTOZMA in pediatric patients with conditions other than PJIA or SJIA have not been established. The safety and effectiveness in pediatric patients below the age of 2 have not been established in PJIA or SJIA.

### **Systemic Juvenile Idiopathic Arthritis – Intravenous Use**

A multicenter, open-label, single arm study to evaluate the PK, safety and exploratory PD and efficacy of tocilizumab over 12-weeks in SJIA patients (N=11) under 2 years of age was conducted. Patients received intravenous tocilizumab 12 mg/kg every two weeks. Concurrent use of stable background treatment with corticosteroids, MTX, and/or non-steroidal anti-inflammatory drugs was permitted. Patients who completed the 12-week period could continue to the optional extension period (a total of 52-weeks or until the age of 2 years, whichever was longer).

The primary PK endpoints (C<sub>max</sub>, C<sub>trough</sub> and AUC<sub>2weeks</sub>) of tocilizumab at steady-state in this study were within the ranges of these parameters observed in patients with SJIA aged 2 to 17 years.

The safety and immunogenicity of tocilizumab for patients with SJIA under 2 years of age was assessed descriptively. SAEs, AEs leading to discontinuation, and infectious AEs were reported by 27.3%, 36.4%, and



81.8% of patients. Six patients (54.5%) experienced hypersensitivity reactions, defined as all adverse events occurring during or within 24 hours after an infusion considered related to tocilizumab. Three of these patients experienced serious hypersensitivity reactions and were withdrawn from the study. Three patients with hypersensitivity reactions (two with serious hypersensitivity reactions) developed treatment induced anti-tocilizumab antibodies after the event. There were no cases of MAS based on the protocol-specified criteria, but 2 cases of suspected MAS based on Ravelli criteria<sup>1</sup>.

<sup>1</sup> Ravelli A, Minoia F, Davi S on behalf of the Paediatric Rheumatology International Trials Organisation, the Childhood Arthritis and Rheumatology Research Alliance, the Pediatric Rheumatology Collaborative Study Group, and the Histiocyte Society, *et al.* 2016 Classification Criteria for Macrophage Activation Syndrome Complicating Systemic Juvenile Idiopathic Arthritis. *Annals of the Rheumatic Diseases* 2016;75:481-489.

## 8.5 Geriatric Use

Of the 2644 patients who received tocilizumab in Studies I to V [see *Clinical Studies (14)*], a total of 435 rheumatoid arthritis patients were 65 years of age and older, including 50 patients 75 years and older. Of the 1069 patients who received tocilizumab-SC in studies SC-I and SC-II there were 295 patients 65 years of age and older, including 41 patients 75 years and older. The frequency of serious infection among tocilizumab treated subjects 65 years of age and older was higher than those under the age of 65. As there is a higher incidence of infections in the elderly population in general, caution should be used when treating the elderly.

In the EMPACTA, COVACTA, and REMDACTA studies, of the 974 COVID-19 patients in the tocilizumab arm, 375 (39%) were 65 years of age or older. No overall differences in safety or effectiveness of tocilizumab were observed between patients 65 years of age and older and those under the age of 65 years of age in these studies [see *Adverse Reactions (6.1)* and *Clinical Studies (14.9)*].

In the RECOVERY study, of the 2022 COVID-19 patients in the tocilizumab arm, 930 (46%) were 65 years of age or older. No overall differences in effectiveness of tocilizumab were observed between patients 65 years of age and older and those under the age 65 years of age in this study [see *Clinical Studies (14.9)*].

## 8.6 Hepatic Impairment

The safety and efficacy of tocilizumab products have not been studied in patients with hepatic impairment, including patients with positive HBV and HCV serology [see *Warnings and Precautions 5.8)*].

## 8.7 Renal Impairment

No dose adjustment is required in patients with mild or moderate renal impairment. Tocilizumab products have not been studied in patients with severe renal impairment [see *Clinical Pharmacology (12.3)*].

## 9 DRUG ABUSE AND DEPENDENCE

No studies on the potential for tocilizumab products to cause dependence have been performed. However, there is no evidence from the available data that tocilizumab products treatment results in dependence.

## 10 OVERDOSAGE

There are limited data available on overdoses with tocilizumab products. One case of accidental overdose was reported with intravenous tocilizumab in which a patient with multiple myeloma received a dose of 40 mg per kg. No adverse drug reactions were observed. No serious adverse drug reactions were observed in healthy volunteers who received single doses of up to 28 mg per kg, although all 5 patients at the highest dose of 28 mg per kg developed dose-limiting neutropenia.

In case of an overdose, it is recommended that the patient be monitored for signs and symptoms of adverse reactions. Patients who develop adverse reactions should receive appropriate symptomatic treatment.

## 11 DESCRIPTION

Tocilizumab-anoh is a recombinant humanized anti-human interleukin 6 (IL-6) receptor monoclonal antibody of the immunoglobulin IgG1κ (gamma 1, kappa) subclass with a typical H<sub>2</sub>L<sub>2</sub> polypeptide structure. Each light chain

and heavy chain consists of 214 and 448 amino acids, respectively. The four polypeptide chains are linked intra- and inter-molecularly by disulfide bonds. Tocilizumab-anoh has a molecular weight of approximately 148 kDa. The antibody is produced in mammalian (Chinese hamster ovary) cells.

### Intravenous Infusion

AVTOZMA (tocilizumab-anoh) injection is a sterile, clear to slightly opalescent, colorless to pale yellow, preservative-free solution for further dilution prior to intravenous infusion with a pH of approximately 6.0. Each single-dose vial, formulated with a histidine and L-histidine hydrochloride monohydrate buffered solution, is available at a concentration of 20 mg/mL containing 80 mg/4 mL, 200 mg/10 mL, or 400 mg/20 mL of AVTOZMA. Each mL of solution contains histidine (0.74 mg), L-histidine hydrochloride monohydrate (1.09 mg), methionine (8.95 mg), polysorbate 80 (0.5 mg), threonine (19.06 mg), and Water for Injection, USP.

### Subcutaneous Injection

AVTOZMA (tocilizumab-anoh) injection is a sterile, clear to slightly opalescent, colorless to yellow, preservative-free, histidine buffered solution for subcutaneous use with a pH of approximately 6.0.

It is supplied in a ready-to-use, single-dose 0.9 mL prefilled syringe (PFS) with a needle safety device or a ready-to-use, single-dose 0.9 mL autoinjector that delivers 162 mg tocilizumab-anoh, histidine (0.7 mg), L-histidine hydrochloride monohydrate (1.0 mg), methionine (8.1 mg), polysorbate 80 (0.2 mg), threonine (17.2 mg), and Water for Injection, USP.

## **12 CLINICAL PHARMACOLOGY**

### **12.1 Mechanism of Action**

Tocilizumab products bind to both soluble and membrane-bound IL-6 receptors (sIL-6R and mIL-6R), and have been shown to inhibit IL-6-mediated signaling through these receptors. IL-6 is a pleiotropic pro-inflammatory cytokine produced by a variety of cell types including T- and B-cells, lymphocytes, monocytes and fibroblasts. IL-6 has been shown to be involved in diverse physiological processes such as T-cell activation, induction of immunoglobulin secretion, initiation of hepatic acute phase protein synthesis, and stimulation of hematopoietic precursor cell proliferation and differentiation. IL-6 is also produced by synovial and endothelial cells leading to local production of IL-6 in joints affected by inflammatory processes such as rheumatoid arthritis.

### **12.2 Pharmacodynamics**

In clinical studies in RA patients with the 4 mg per kg and 8 mg per kg intravenous doses or the 162 mg weekly and every other weekly subcutaneous doses of tocilizumab, decreases in levels of C-reactive protein (CRP) to within normal ranges were seen as early as week 2. Changes in pharmacodynamic parameters were observed (i.e., decreases in rheumatoid factor, erythrocyte sedimentation rate (ESR), serum amyloid A, fibrinogen and increases in hemoglobin) with doses, however the greatest improvements were observed with 8 mg per kg tocilizumab. Pharmacodynamic changes were also observed to occur after tocilizumab administration in GCA, PJIA, and SJIA patients (decreases in CRP, ESR, and increases in hemoglobin). The relationship between these pharmacodynamic findings and clinical efficacy is not known.

In healthy subjects administered tocilizumab in doses from 2 to 28 mg per kg intravenously and 81 to 162 mg subcutaneously, absolute neutrophil counts decreased to the nadir 3 to 5 days following tocilizumab administration. Thereafter, neutrophils recovered towards baseline in a dose dependent manner. Rheumatoid arthritis and GCA patients demonstrated a similar pattern of absolute neutrophil counts following tocilizumab administration [*see Warnings and Precautions (5.4)*].

### **12.3 Pharmacokinetics**

PK of tocilizumab is characterized by nonlinear elimination which is a combination of linear clearance and Michaelis-Menten elimination. The nonlinear part of tocilizumab elimination leads to an increase in exposure that is more than dose-proportional. The pharmacokinetic parameters of tocilizumab do not change with time. Due to the dependence of total clearance on tocilizumab serum concentrations, the half-life of tocilizumab is also concentration-dependent and varies depending on the serum concentration level. Population pharmacokinetic

analyses in any patient population tested so far indicate no relationship between apparent clearance and the presence of anti-drug antibodies.

### ***Rheumatoid Arthritis - Intravenous and Subcutaneous Administration***

The pharmacokinetics in healthy subjects and RA patients suggest that PK is similar between the two populations.

The population PK model was developed from an analysis dataset composed of an IV dataset of 1793 patients from Study I, Study III, Study IV, and Study V, and from an IV and SC dataset of 1759 patients from Studies SC-I and SC-II.  $C_{\text{mean}}$  is included in place of  $AUC_{\text{tau}}$ , since for dosing regimens with different inter-dose intervals, the mean concentration over the dosing period characterizes the comparative exposure better than  $AUC_{\text{tau}}$ .

At high serum concentrations, when total clearance of tocilizumab is dominated by linear clearance, a terminal half-life of approximately 21.5 days was derived from the population parameter estimates.

For doses of 4 mg/kg tocilizumab given every 4 weeks intravenously, the estimated median (range)  $C_{\text{max}}$ ,  $C_{\text{trough}}$ , and  $C_{\text{mean}}$  of tocilizumab at steady state were 86.1 (44.8–202) mcg/mL, 0.1 (0.0–14.6) mcg/mL, and 18.0 (8.9–50.7) mcg/mL, respectively. For doses of 8 mg/kg tocilizumab given every 4 weeks intravenously, the estimated median (range)  $C_{\text{max}}$ ,  $C_{\text{trough}}$ , and  $C_{\text{mean}}$  of tocilizumab were 176 (75.4–557) mcg/mL, 13.4 (0.1–154) mcg/mL, and 54.0 (17–260) mcg/mL, respectively.  $C_{\text{max}}$  increased dose-proportionally between doses of 4 and 8 mg/kg IV every 4 weeks, while a greater than dose-proportional increase was observed in  $C_{\text{mean}}$  and  $C_{\text{trough}}$ . At steady-state,  $C_{\text{mean}}$  and  $C_{\text{trough}}$  were 3.0 and 134 fold higher at 8 mg/kg as compared to 4 mg/kg, respectively.

The accumulation ratios for AUC and  $C_{\text{max}}$  after multiple doses of 4 and 8 mg/kg IV Q4W are low, while the accumulation ratios for  $C_{\text{trough}}$  are higher (2.62 and 2.47, respectively). For  $C_{\text{max}}$ , greater than 90% of the steady-state value was reached after the 1st IV infusion. For  $AUC_{\text{tau}}$  and  $C_{\text{mean}}$ , 90% of the steady-state value was reached after the 1st and 3rd infusion for 4 mg/kg and 8 mg/kg IV, while for  $C_{\text{trough}}$ , approximately 90% of the steady-state value was reached after the 4th IV infusion after both doses.

For doses of 162 mg given every other week subcutaneously, the estimated median (range) steady-state  $C_{\text{max}}$ ,  $C_{\text{trough}}$ , and  $C_{\text{mean}}$  of tocilizumab were 12.1 (0.4–49.3) mcg/mL, 4.1 (0.0–34.2) mcg/mL, and 9.2 (0.2–43.6) mcg/mL, respectively.

For doses of 162 mg given every week subcutaneously, the estimated median (range) steady-state  $C_{\text{max}}$ ,  $C_{\text{trough}}$ , and  $C_{\text{mean}}$  of tocilizumab were 49.8 (3–150) mcg/mL, 42.9 (1.3–144) mcg/mL, and 47.3 (2.4–147) mcg/mL, respectively. Exposures after the 162 mg SC QW regimen were greater by 5.1 ( $C_{\text{mean}}$ ) to 10.5 fold ( $C_{\text{trough}}$ ) compared to the 162 mg SC Q2W regimen.

Accumulation ratios after multiple doses of either SC regimen were higher than after IV regimen with the highest ratios for  $C_{\text{trough}}$  (6.02 and 6.30, for 162 mg SC Q2W and 162 mg SC QW, respectively). The higher accumulation for  $C_{\text{trough}}$  was expected based on the nonlinear clearance contribution at lower concentrations. For  $C_{\text{max}}$ , greater than 90% of the steady-state value was reached after the 5th SC and the 12th SC injection with the Q2W and QW regimens, respectively. For  $AUC_{\text{tau}}$  and  $C_{\text{mean}}$ , 90% of the steady-state value was reached after the 6th and 12th injections for the 162 mg SC Q2W and QW regimens, respectively. For  $C_{\text{trough}}$ , approximately 90% of the steady-state value was reached after the 6th and 12th injections for the 162 mg SC Q2W and QW regimens, respectively.

Population PK analysis identified body weight as a significant covariate impacting the pharmacokinetics of tocilizumab. When given IV on a mg/kg basis, individuals with body weight  $\geq 100$  kg are predicted to have mean steady-state exposures higher than mean values for the patient population. Therefore, tocilizumab doses exceeding 800 mg per infusion are not recommended in patients with RA [see *Dosage and Administration* (2.2)]. Due to the flat dosing employed for SC administration of tocilizumab, no modifications are necessary by this dosing route.

### ***Giant Cell Arteritis – Subcutaneous and Intravenous Administration***

The pharmacokinetics of tocilizumab SC in GCA patients was determined using a population pharmacokinetic analysis on a dataset composed of 149 GCA patients treated with 162 mg subcutaneously every week or with 162

mg subcutaneously every other week.

For the 162 mg every week dose, the estimated median (range) steady-state  $C_{max}$ ,  $C_{trough}$  and  $C_{mean}$  of tocilizumab SC were 72.1 (12.2–151) mcg/mL, 67.2 (10.7–145) mcg/mL, and 70.6 (11.7–149) mcg/mL, respectively. The accumulation ratios for  $C_{mean}$  or  $AUC_{tau}$ ,  $C_{trough}$ , and  $C_{max}$  were 10.9, 9.6, and 8.9, respectively. Steady state was reached after 17 weeks. For the 162 mg every other week dose, the estimated median (range) steady-state  $C_{max}$ ,  $C_{trough}$ , and  $C_{mean}$  of tocilizumab were 17.2 (1.1–56.2) mcg/mL, 7.7 (0.1–37.3) mcg/mL, and 13.7 (0.5–49) mcg/mL, respectively. The accumulation ratios for  $C_{mean}$  or  $AUC_{tau}$ ,  $C_{trough}$ , and  $C_{max}$  were 2.8, 5.6, and 2.3 respectively. Steady-state was reached after 14 weeks.

The pharmacokinetics of tocilizumab IV in GCA patients was characterized by a non-compartmental pharmacokinetic analysis which included 22 patients treated with 6 mg/kg intravenously every 4 weeks for 20 weeks. The median (range)  $C_{max}$ ,  $C_{trough}$  and  $C_{mean}$  of tocilizumab at steady state were 178 (115–320) mcg/mL, 22.7 (3.38–54.5) mcg/mL and 57.5 (32.9–110) mcg/mL, respectively. Steady state trough concentrations were within the range observed in GCA patients treated with 162 mg TCZ SC administered every week or every other week.

Based on pharmacokinetic exposure and extrapolation between RA and GCA patients, when given IV on a mg/kg basis, tocilizumab doses exceeding 600 mg per infusion are not recommended in patients with GCA [see *Dosage and Administration* (2.3)].

### ***Polyarticular Juvenile Idiopathic Arthritis – Intravenous and Subcutaneous Administration***

The pharmacokinetics of tocilizumab (TCZ) in PJIA patients was characterized by a population pharmacokinetic analysis which included 188 patients who were treated with TCZ IV or 52 patients treated with TCZ SC.

For doses of 8 mg/kg tocilizumab (patients with a body weight at or above 30 kg) given every 4 weeks intravenously, the estimated median (range)  $C_{max}$ ,  $C_{trough}$ , and  $C_{mean}$  of tocilizumab at steady state were 181 (114–331) mcg/mL, 3.28 (0.02–35.4) mcg/mL, and 38.6 (22.2–83.8) mcg/mL, respectively. For doses of 10 mg/kg tocilizumab (patients with a body weight less than 30 kg) given every 4 weeks intravenously, the estimated median (range)  $C_{max}$ ,  $C_{trough}$ , and  $C_{mean}$  of tocilizumab were 167 (125–220) mcg/mL, 0.35 (0–11.8) mcg/mL, and 30.8 (16.0–48.0) mcg/mL, respectively.

The accumulation ratios were 1.05 and 1.16 for  $AUC_{4weeks}$ , and 1.43 and 2.22 for  $C_{trough}$  for 10 mg/kg (BW less than 30 kg) and 8 mg/kg (BW at or above 30 kg) intravenous doses, respectively. No accumulation for  $C_{max}$  was observed. Following 10 mg/kg and 8 mg/kg TCZ IV every 4 weeks doses in PJIA patients (aged 2 to 17 years), steady state concentrations (trough and average) were within the range of exposures in adult RA patients following 4 mg/kg and 8 mg/kg every 4 weeks, and steady state peak concentrations in PJIA patients were comparable to those following 8 mg/kg every 4 weeks in adult RA patients.

For doses of 162 mg tocilizumab (patients with a body weight at or above 30 kg) given every 2 weeks subcutaneously, the estimated median (range)  $C_{max}$ ,  $C_{trough}$ , and  $C_{mean}$  of tocilizumab were 29.7 (7.56–50.3) mcg/mL, 12.7 (0.19–23.8) mcg/mL, and 23.0 (3.86–36.9) mcg/mL, respectively. For doses of 162 mg tocilizumab (patients with a body weight less than 30 kg) given every 3 weeks subcutaneously, the estimated median (range)  $C_{max}$ ,  $C_{trough}$ , and  $C_{mean}$  of tocilizumab were 62.4 (39.4–121) mcg/mL, 13.4 (0.21–52.3) mcg/mL, and 35.7 (17.4–91.8) mcg/mL, respectively.

The accumulation ratios were 1.46 and 2.04 for  $AUC_{4weeks}$ , 2.08 and 3.58 for  $C_{trough}$ , and 1.32 and 1.72 for  $C_{max}$ , for 162 mg given every 3 weeks (BW less than 30 kg) and 162 mg given every 2 weeks (BW at or above 30 kg) subcutaneous doses, respectively. Following subcutaneous dosing, steady state  $C_{trough}$  was comparable for patients in the two body weight groups, while steady-state  $C_{max}$  and  $C_{mean}$  were higher for patients in the less than 30 kg group compared to the group at or above 30 kg. All patients treated with TCZ SC had steady-state  $C_{trough}$  at or higher than that achieved with TCZ IV across the spectrum of body weights. The average and trough concentrations in patients after subcutaneous dosing were within the range of those achieved in adult patients with RA following the subcutaneous administration of the recommended regimens.

### ***Systemic Juvenile Idiopathic Arthritis – Intravenous and Subcutaneous Administration***

The pharmacokinetics of tocilizumab (TCZ) in SJIA patients was characterized by a population pharmacokinetic analysis which included 89 patients who were treated with TCZ IV or 51 patients treated with TCZ SC.

For doses of 8 mg/kg tocilizumab (patients with a body weight at or above 30 kg) given every 2 weeks intravenously, the estimated median (range)  $C_{max}$ ,  $C_{trough}$ , and  $C_{mean}$  of tocilizumab were 253 (120–404) mcg/mL, 70.7 (5.26–127) mcg/mL, and 117 (37.6–199) mcg/mL, respectively. For doses of 12 mg/kg tocilizumab (patients with a body weight less than 30 kg) given every 2 weeks intravenously, the estimated median (range)  $C_{max}$ ,  $C_{trough}$ , and  $C_{mean}$  of tocilizumab were 274 (149–444) mcg/mL, 65.9 (19.0–135) mcg/mL, and 124 (60–194) mcg/mL, respectively.

The accumulation ratios were 1.95 and 2.01 for  $AUC_{4weeks}$ , and 3.41 and 3.20 for  $C_{trough}$  for 12 mg/kg (BW less than 30 kg) and 8 mg/kg (BW at or above 30 kg) intravenous doses, respectively. Accumulation data for  $C_{max}$  were 1.37 and 1.42 for 12 mg/kg (BW less than 30 kg) and 8 mg/kg (BW at or above 30 kg) intravenous doses, respectively. Following every other week dosing with tocilizumab IV, steady state was reached by 8 weeks for both body weight groups. Mean estimated tocilizumab exposure parameters were similar between the two dose groups defined by body weight.

For doses of 162 mg tocilizumab (patients with a body weight at or above 30 kg) given every week subcutaneously, the estimated median (range)  $C_{max}$ ,  $C_{trough}$ , and  $C_{mean}$  of tocilizumab were 89.8 (26.4–190) mcg/mL, 72.4 (19.5–158) mcg/mL, and 82.4 (23.9–169) mcg/mL, respectively. For doses of 162 mg tocilizumab (patients with a body weight less than 30 kg) given every 2 weeks subcutaneously, the estimated median (range)  $C_{max}$ ,  $C_{trough}$ , and  $C_{mean}$  of tocilizumab were 127 (51.7–266) mcg/mL, 64.2 (16.6–136) mcg/mL, and 92.7 (38.5–199) mcg/mL, respectively.

The accumulation ratios were 2.27 and 4.28 for  $AUC_{4weeks}$ , 3.21 and 4.39 for  $C_{trough}$ , and 1.88 and 3.66 for  $C_{max}$ , for 162 mg given every 2 weeks (BW less than 30 kg) and 162 mg given every week (BW at or above 30 kg) subcutaneous doses, respectively. Following subcutaneous dosing, steady state was reached by 12 weeks for both body weight groups. All patients treated with tocilizumab SC had steady-state  $C_{max}$  lower than that achieved with tocilizumab IV across the spectrum of body weights. Trough and mean concentrations in patients after SC dosing were similar to those achieved with tocilizumab IV across body weights.

### ***COVID-19 -Intravenous Administration***

The pharmacokinetics of tocilizumab in COVID-19 patients was characterized by a population pharmacokinetic analysis of a dataset composed of 380 adult patients treated with tocilizumab 8mg/kg intravenously (IV) in the COVACTA study [see *Clinical Studies* (14.9)] and another clinical study.

For one dose of 8 mg/kg tocilizumab IV, the estimated median (range)  $C_{max}$  and  $C_{day28}$  of tocilizumab were 151 (77.5–319) mcg/mL and 0.229 (0.00119–19.4) mcg/mL, respectively. For two doses of 8 mg/kg tocilizumab IV separated by at least 8 hours, the estimated median (range)  $C_{max}$  and  $C_{day28}$  of tocilizumab was 290 (152–604) mcg/mL and 7.04 (0.00474–54.8) mcg/mL, respectively. The weight-tiered dosing used in RECOVERY study, 800 mg for patients >90 kg, 600 mg for patients >65 and ≤90 kg, 400 mg for patients >40 and ≤65 kg, and 8mg/kg for patients ≤40 kg, is comparable to 8 mg/kg dosing and is expected to have similar exposure.

### ***Absorption***

Following subcutaneous dosing, the absorption half-life was around 4 days in RA and GCA patients. The bioavailability for the subcutaneous formulation was 80%.

Following subcutaneous dosing in PJIA patients, the absorption half-life was around 2 days, and the bioavailability for the subcutaneous formulation in PJIA patients was 96%.

Following subcutaneous dosing in SJIA patients, the absorption half-life was around 2 days, and the bioavailability for the SC formulation in SJIA patients was 95%.

In RA patients the median values of  $T_{\max}$  were 2.8 days after the tocilizumab every week dose and 4.7 days after the tocilizumab every other week dose.

In GCA patients, the median values of  $T_{\max}$  were 3 days after the tocilizumab every week dose and 4.5 days after the tocilizumab every other week dose.

### Distribution

Following intravenous dosing, tocilizumab undergoes biphasic elimination from the circulation. In rheumatoid arthritis patients the central volume of distribution was 3.5 L and the peripheral volume of distribution was 2.9 L, resulting in a volume of distribution at steady state of 6.4 L.

In GCA patients, the central volume of distribution was 4.09 L, the peripheral volume of distribution was 3.37 L resulting in a volume of distribution at steady state of 7.46 L.

In pediatric patients with PJIA, the central volume of distribution was 1.98 L, the peripheral volume of distribution was 2.1 L, resulting in a volume of distribution at steady state of 4.08 L.

In pediatric patients with SJIA, the central volume of distribution was 1.87 L, the peripheral volume of distribution was 2.14 L resulting in a volume of distribution at steady state of 4.01 L.

In COVID-19 patients treated with one or two infusions of tocilizumab 8 mg/kg intravenously separated by 8 hours, the estimated central volume of distribution was 4.52 L, and the estimated peripheral volume of distribution was 4.23 L, resulting in a volume of distribution of 8.75 L.

### Elimination

Tocilizumab is eliminated by a combination of linear clearance and nonlinear elimination. The concentration-dependent nonlinear elimination plays a major role at low tocilizumab concentrations. Once the nonlinear pathway is saturated, at higher tocilizumab concentrations, clearance is mainly determined by the linear clearance. The saturation of the nonlinear elimination leads to an increase in exposure that is more than dose-proportional. The pharmacokinetic parameters of tocilizumab do not change with time.

Population pharmacokinetic analyses in any patient population tested so far indicate no relationship between apparent clearance and the presence of anti-drug antibodies.

The linear clearance in the population pharmacokinetic analysis was estimated to be 12.5 mL per h in RA patients, 6.7 mL per h in GCA patients, 5.8 mL per h in pediatric patients with PJIA, and 5.7 mL per h in pediatric patients with SJIA. In COVID-19 patients, serum concentrations were below the limit of quantification after 35 days on average following one infusion of tocilizumab 8 mg/kg intravenously. The average linear clearance in the population pharmacokinetic analysis was estimated to be 17.6 mL per hour in patients with baseline ordinal scale category 3 (OS 3, patients requiring supplemental oxygen), 22.5 mL per hour in patients with baseline OS 4 (patients requiring high-flow oxygen or non-invasive ventilation), 29 mL per hour in patients with baseline OS 5 (patients requiring mechanical ventilation), and 35.4 mL per hour in patients with baseline OS 6 (patients requiring extracorporeal membrane oxygenation (ECMO) or mechanical ventilation and additional organ support).

Due to the dependence of total clearance on tocilizumab serum concentrations, the half-life of tocilizumab is also concentration-dependent and varies depending on the serum concentration level.

For intravenous administration in RA patients, the concentration-dependent apparent  $t_{1/2}$  is up to 11 days for 4 mg per kg and up to 13 days for 8 mg per kg every 4 weeks in patients with RA at steady-state. For subcutaneous administration in RA patients, the concentration-dependent apparent  $t_{1/2}$  is up to 13 days for 162 mg every week and 5 days for 162 mg every other week in patients with RA at steady-state.

In GCA patients at steady state, the effective  $t_{1/2}$  of tocilizumab varied between 18.3 and 18.9 days for 162 mg



subcutaneously every week dosing regimen and between 4.2 and 7.9 days for 162 mg subcutaneously every other week dosing regimen. For intravenous administration in GCA patients, the TCZ concentration-dependent apparent  $t_{1/2}$  was 13.2 days following 6 mg/kg every 4 weeks.

The  $t_{1/2}$  of tocilizumab in children with PJIA is up to 17 days for the two body weight categories (8 mg/kg for body weight at or above 30 kg or 10 mg/kg for body weight below 30 kg) during a dosing interval at steady state. For subcutaneous administration, the  $t_{1/2}$  of tocilizumab in PJIA patients is up to 10 days for the two body weight categories (every other week regimen for body weight at or above 30 kg or every 3 week regimen for body weight less than 30 kg) during a dosing interval at steady state.

The  $t_{1/2}$  of tocilizumab intravenous in pediatric patients with SJIA is up to 16 days for the two body weight categories (8 mg/kg for body weight at or above 30 kg and 12 mg/kg for body weight below 30 kg every other week) during a dosing interval at steady-state. Following subcutaneous administration, the effective  $t_{1/2}$  of tocilizumab subcutaneous in SJIA patients is up to 14 days for both the body weight categories (162 mg every week for body weight at or above 30 kg and 162 mg every two weeks for body weight below 30 kg) during a dosing interval at steady state.

### Specific Populations

Population pharmacokinetic analyses in adult rheumatoid arthritis patients and GCA patients showed that age, gender and race did not affect the pharmacokinetics of tocilizumab. Linear clearance was found to increase with body size. In RA patients, the body weight-based dose (8 mg per kg) resulted in approximately 86% higher exposure in patients who are greater than 100 kg in comparison to patients who are less than 60 kg. There was an inverse relationship between tocilizumab exposure and body weight for flat dose subcutaneous regimens.

In GCA patients treated with tocilizumab-SC, higher exposure was observed in patients with lower body weight. For the 162 mg every week subcutaneous dosing regimen, the steady-state  $C_{mean}$  was 51% higher in patients with body weight less than 60 kg compared to patients weighing between 60 to 100 kg. For the 162 mg every other week subcutaneous regimen, the steady-state  $C_{mean}$  was 129% higher in patients with body weight less than 60 kg compared to patients weighing between 60 to 100 kg. There is limited data for patients above 100 kg (n=7).

In COVID-19 patients, exposure following body-weight-based intravenous dosing (8 mg per kg tocilizumab up to 100 kg body weight with a maximum dose of 800 mg) was dependent on body weight and disease severity assessed by an ordinal scale (OS). Within an OS category, compared to patients with a mean body weight of 80 kg, exposure was 20% lower in patients weighing less than 60 kg. Exposure in patients weighing more than 100 kg was in the same range as exposure in patients with a mean body weight of 80 kg. For an 80 kg patient, exposure decreases as OS category increases; for each category increase, exposure decreases by 13%.

### *Patients with Hepatic Impairment*

No formal study of the effect of hepatic impairment on the pharmacokinetics of tocilizumab was conducted.

### *Patients with Renal Impairment*

No formal study of the effect of renal impairment on the pharmacokinetics of tocilizumab was conducted. Most of the RA and GCA patients in the population pharmacokinetic analysis had normal renal function or mild renal impairment. Mild renal impairment (estimated creatinine clearance less than 80 mL per min and at or above 50 mL per min based on Cockcroft-Gault formula) did not impact the pharmacokinetics of tocilizumab.

Approximately one-third of the patients in the tocilizumab-SC GCA clinical trial had moderate renal impairment at baseline (estimated creatinine clearance of 30-59 mL/min). No impact on tocilizumab exposure was noted in these patients.

No dose adjustment is required in patients with mild or moderate renal impairment.

### Drug Interaction Studies

In vitro data suggested that IL-6 reduced mRNA expression for several CYP450 isoenzymes including CYP1A2, CYP2B6, CYP2C9, CYP2C19, CYP2D6 and CYP3A4, and this reduced expression was reversed by co-incubation

with tocilizumab at clinically relevant concentrations. Accordingly, inhibition of IL-6 signaling in RA patients treated with tocilizumab may restore CYP450 activities to higher levels than those in the absence of tocilizumab leading to increased metabolism of drugs that are CYP450 substrates. Its effect on CYP2C8 or transporters (e.g., P-gp) is unknown. This is clinically relevant for CYP450 substrates with a narrow therapeutic index, where the dose is individually adjusted. Upon initiation of AVTOZMA, in patients being treated with these types of medicinal products, therapeutic monitoring of the effect (e.g., warfarin) or drug concentration (e.g., cyclosporine or theophylline) should be performed and the individual dose of the medicinal product adjusted as needed. Caution should be exercised when AVTOZMA is coadministered with drugs where decrease in effectiveness is undesirable, e.g., oral contraceptives (CYP3A4 substrates) [see *Drug Interactions* (7.2)].

#### *Simvastatin*

Simvastatin is a CYP3A4 and OATP1B1 substrate. In 12 RA patients not treated with tocilizumab, receiving 40 mg simvastatin, exposures of simvastatin and its metabolite, simvastatin acid, was 4- to 10-fold and 2-fold higher, respectively, than the exposures observed in healthy subjects. One week following administration of a single infusion of tocilizumab (10 mg per kg), exposure of simvastatin and simvastatin acid decreased by 57% and 39%, respectively, to exposures that were similar or slightly higher than those observed in healthy subjects. Exposures of simvastatin and simvastatin acid increased upon withdrawal of tocilizumab in RA patients. Selection of a particular dose of simvastatin in RA patients should take into account the potentially lower exposures that may result after initiation of AVTOZMA (due to normalization of CYP3A4) or higher exposures after discontinuation of AVTOZMA.

#### *Omeprazole*

Omeprazole is a CYP2C19 and CYP3A4 substrate. In RA patients receiving 10 mg omeprazole, exposure to omeprazole was approximately 2 fold higher than that observed in healthy subjects. In RA patients receiving 10 mg omeprazole, before and one week after tocilizumab infusion (8 mg per kg), the omeprazole AUC<sub>inf</sub> decreased by 12% for poor (N=5) and intermediate metabolizers (N=5) and by 28% for extensive metabolizers (N=8) and were slightly higher than those observed in healthy subjects.

#### *Dextromethorphan*

Dextromethorphan is a CYP2D6 and CYP3A4 substrate. In 13 RA patients receiving 30 mg dextromethorphan, exposure to dextromethorphan was comparable to that in healthy subjects. However, exposure to its metabolite, dextrorphan (a CYP3A4 substrate), was a fraction of that observed in healthy subjects. One week following administration of a single infusion of tocilizumab (8 mg per kg), dextromethorphan exposure was decreased by approximately 5%. However, a larger decrease (29%) in dextrorphan levels was noted after tocilizumab infusion.

### **13 NONCLINICAL TOXICOLOGY**

#### **13.1 Carcinogenesis, Mutagenesis, Impairment of Fertility**

No long-term animal studies have been performed to establish the carcinogenicity potential of tocilizumab products. Literature indicates that the IL-6 pathway can mediate anti-tumor responses by promoting increased immune cell surveillance of the tumor microenvironment. However, available published evidence also supports that IL-6 signaling through the IL-6 receptor may be involved in pathways that lead to tumorigenesis. The malignancy risk in humans from an antibody that disrupts signaling through the IL-6 receptor, such as tocilizumab, is presently unknown.

Fertility and reproductive performance were unaffected in male and female mice that received a murine analogue of tocilizumab administered by the intravenous route at a dose of 50 mg/kg every three days.

### **14 CLINICAL STUDIES**

#### **14.1 Rheumatoid Arthritis – Intravenous Administration**

The efficacy and safety of intravenously administered tocilizumab was assessed in five randomized, double-blind, multicenter studies in patients greater than 18 years with active rheumatoid arthritis diagnosed according to American College of Rheumatology (ACR) criteria. Patients had at least 8 tender and 6 swollen joints at baseline. Tocilizumab was given intravenously every 4 weeks as monotherapy (Study I), in combination with methotrexate

(MTX) (Studies II and III) or other disease-modifying anti-rheumatic drugs (DMARDs) (Study IV) in patients with an inadequate response to those drugs, or in combination with MTX in patients with an inadequate response to TNF antagonists (Study V).

*Study I* (NCT00109408) evaluated patients with moderate to severe active rheumatoid arthritis who had not been treated with MTX within 24 weeks prior to randomization, or who had not discontinued previous methotrexate treatment as a result of clinically important toxic effects or lack of response. In this study, 67% of patients were MTX-naïve, and over 40% of patients had rheumatoid arthritis less than 2 years. Patients received tocilizumab 8 mg per kg monotherapy or MTX alone (dose titrated over 8 weeks from 7.5 mg to a maximum of 20 mg weekly). The primary endpoint was the proportion of tocilizumab patients who achieved an ACR 20 response at Week 24.

*Study II* (NCT00106535) was a 104-week study with an optional 156-week extension phase that evaluated patients with moderate to severe active rheumatoid arthritis who had an inadequate clinical response to MTX. Patients received tocilizumab 8 mg per kg, tocilizumab 4 mg per kg, or placebo every four weeks, in combination with MTX (10 to 25 mg weekly). Upon completion of 52-weeks, patients received open-label treatment with tocilizumab 8 mg per kg through 104 weeks or they had the option to continue their double-blind treatment if they maintained a greater than 70% improvement in swollen/tender joint count. Two pre-specified interim analyses at week 24 and week 52 were conducted. The primary endpoint at week 24 was the proportion of patients who achieved an ACR 20 response. At weeks 52 and 104, the primary endpoints were change from baseline in modified total Sharp-Gentat score and the area under the curve (AUC) of the change from baseline in HAQ-DI score.

*Study III* (NCT00106548) evaluated patients with moderate to severe active rheumatoid arthritis who had an inadequate clinical response to MTX. Patients received tocilizumab 8 mg per kg, tocilizumab 4 mg per kg, or placebo every four weeks, in combination with MTX (10 to 25 mg weekly). The primary endpoint was the proportion of patients who achieved an ACR 20 response at week 24.

*Study IV* (NCT00106574) evaluated patients who had an inadequate response to their existing therapy, including one or more DMARDs. Patients received tocilizumab 8 mg per kg or placebo every four weeks, in combination with the stable DMARDs. The primary endpoint was the proportion of patients who achieved an ACR 20 response at week 24.

*Study V* (NCT00106522) evaluated patients with moderate to severe active rheumatoid arthritis who had an inadequate clinical response or were intolerant to one or more TNF antagonist therapies. The TNF antagonist therapy was discontinued prior to randomization. Patients received tocilizumab 8 mg per kg, tocilizumab 4 mg per kg, or placebo every four weeks, in combination with MTX (10 to 25 mg weekly). The primary endpoint was the proportion of patients who achieved an ACR 20 response at week 24.

### Clinical Response

The percentages of intravenous tocilizumab-treated patients achieving ACR 20, 50 and 70 responses are shown in **Table 4**. In all intravenous studies, patients treated with 8 mg per kg tocilizumab had higher ACR 20, ACR 50, and ACR 70 response rates versus MTX- or placebo-treated patients at week 24.

During the 24 week controlled portions of Studies I to V, patients treated with tocilizumab at a dose of 4 mg per kg in patients with inadequate response to DMARDs or TNF antagonist therapy had lower response rates compared to patients treated with tocilizumab 8 mg per kg.

**Table 4 Clinical Response at Weeks 24 and 52 in Active and Placebo Controlled Trials of Intravenous Tocilizumab (Percent of Patients)**

Percent of Patients													
	Study I		Study II			Study III			Study IV		Study V		
	MTX	Tocilizumab 8 mg per kg	Placebo + MTX	Tocilizumab 4 mg per kg + MTX	Tocilizumab 8 mg per kg + MTX	Placebo + MTX	Tocilizumab 4 mg per kg + MTX	Tocilizumab 8 mg per kg + MTX	Placebo + DMARDs	Tocilizumab 8 mg per kg + DMARDs	Placebo + MTX	Tocilizumab 4 mg per kg + MTX	Tocilizumab 8 mg per kg + MTX
	N=284	N=286 (95% CI <sup>a</sup> )	N=393	N=399 (95% CI <sup>a</sup> )	N=398 (95% CI <sup>a</sup> )	N=204	N=213 (95% CI <sup>a</sup> )	N=205 (95% CI <sup>a</sup> )	N=413	N=803 (95% CI <sup>a</sup> )	N=158	N=161 (95% CI <sup>a</sup> )	N=170 (95% CI <sup>a</sup> )
<b>Response Rate</b>													
<b>ACR 20</b>													
Week 24	53%	70% (0.11, 0.27)	27%	51% (0.17, 0.29)	56% (0.23, 0.35)	27%	48% (0.15, 0.32)	59% (0.23, 0.41)	24%	61% (0.30, 0.40)	10%	30% (0.15, 0.36)	50% (0.36, 0.56)
Week 52	N/A	N/A	25%	47% (0.15, 0.28)	56% (0.25, 0.38)	N/A	N/A	N/A	N/A	N/A	N/A	N/A	N/A
<b>ACR 50</b>													
Week 24	34%	44% (0.04, 0.20)	10%	25% (0.09, 0.20)	32% (0.16, 0.28)	11%	32% (0.13, 0.29)	44% (0.25, 0.41)	9%	38% (0.23, 0.33)	4%	17% (0.05, 0.25)	29% (0.21, 0.41)
Week 52	N/A	N/A	10%	29% (0.14, 0.25)	36% (0.21, 0.32)	N/A	N/A	N/A	N/A	N/A	N/A	N/A	N/A
<b>ACR 70</b>													
Week 24	15%	28% (0.07, 0.22)	2%	11% (0.03, 0.13)	13% (0.05, 0.15)	2%	12% (0.04, 0.18)	22% (0.12, 0.27)	3%	21% (0.13, 0.21)	1%	5% (-0.06, 0.14)	12% (0.03, 0.22)
Week 52	N/A	N/A	4%	16% (0.08, 0.17)	20% (0.12, 0.21)	N/A	N/A	N/A	N/A	N/A	N/A	N/A	N/A
<b>Major Clinical Responses<sup>b</sup></b>													
Week 52	N/A	N/A	1%	4% (0.01, 0.06)	7% (0.03, 0.09)	N/A	N/A	N/A	N/A	N/A	N/A	N/A	N/A

<sup>a</sup> CI: 95% confidence interval of the weighted difference to placebo adjusted for site (and disease duration for Study I only)

<sup>b</sup> Major clinical response is defined as achieving an ACR 70 response for a continuous 24 week period

In study II, a greater proportion of patients treated with 4 mg per kg and 8 mg per kg tocilizumab + MTX achieved a low level of disease activity as measured by a DAS 28-ESR less than 2.6 compared with placebo +MTX treated patients at week 52. The proportion of tocilizumab-treated patients achieving DAS 28-ESR less than 2.6, and the number of residual active joints in these responders in Study II are shown in **Table 5**.

**Table 5 Proportion of Patients with DAS28-ESR Less Than 2.6 with Number of Residual Active Joints in Trials of Intravenous Tocilizumab**

Study II			
	Placebo + MTX N = 393	Tocilizumab 4 mg per kg + MTX N = 399	Tocilizumab 8 mg per kg + MTX N = 398
DAS28-ESR less than 2.6			
Proportion of responders at week 52 (n) 95% confidence interval	3% (12)	18% (70) 0.10, 0.19	32% (127) 0.24, 0.34
Of responders, proportion with 0 active joints (n)	33% (4)	27% (19)	21% (27)
Of responders, proportion with 1 active joint (n)	8% (1)	19% (13)	13% (16)
Of responders, proportion with 2 active joints (n)	25% (3)	13% (9)	20% (25)
Of responders, proportion with 3 or more active joints (n)	33% (4)	41% (29)	47% (59)

\*n denotes numerator of all the percentage. Denominator is the intent-to-treat population. Not all patients received DAS28 assessments at Week 52.

The results of the components of the ACR response criteria for Studies III and V are shown in **Table 6**. Similar results to Study III were observed in Studies I, II and IV.

**Table 6 Components of ACR Response at Week 24 in Trials of Intravenous Tocilizumab**

Component (mean)	Study III						Study V					
	Tocilizumab 4 mg per kg + MTX N=213		Tocilizumab 8 mg per kg + MTX N=205		Placebo + MTX N=204		Tocilizumab 4 mg per kg + MTX N=161		Tocilizumab 8 mg per kg + MTX N=170		Placebo + MTX N=158	
	Baseline	Week 24 <sup>a</sup>	Baseline	Week 24 <sup>a</sup>	Baseline	Week 24	Baseline	Week 24 <sup>a</sup>	Baseline	Week 24 <sup>a</sup>	Baseline	Week 24
Number of tender joints (0-68)	33	19 -7.0 (-10.0, -4.1)	32	14.5 -9.6 (-12.6, -6.7)	33	25	31	21 -10.8 (-14.6, -7.1)	32	17 -15.1 (-18.8, -11.4)	30	30
Number of swollen joints (0-66)	20	10 -4.2 (-6.1, -2.3)	19.5	8 -6.2 (-8.1, -4.2)	21	15	19.5	13 -6.2 (-9.0, -3.5)	19	11 -7.2 (-9.9, -4.5)	19	18
Pain <sup>b</sup>	61	33 -11.0 (-17.0, -5.0)	60	30 -15.8 (-21.7, -9.9)	57	43	63.5	43 -12.4 (-22.1, -2.1)	65	33 -23.9 (-33.7, -14.1)	64	48
Patient global assessment <sup>b</sup>	66	34 -10.9 (-17.1, -4.8)	65	31 -14.9 (-20.9, -8.9)	64	45	70	46 -10.0 (-20.3, 0.3)	70	36 -17.4 (-27.8, -7.0)	71	51
Physician global assessment <sup>b</sup>	64	26 -5.6 (-10.5, -0.8)	64	23 -9.0 (-13.8, -4.2)	64	32	66.5	39 -10.5 (-18.6, -2.5)	66	28 -18.2 (-26.3, -10.0)	67.5	43
Disability index (HAQ) <sup>c</sup>	1.64	1.01 -0.18 (-0.34, -0.02)	1.55	0.96 -0.21 (-0.37, -0.05)	1.55	1.21	1.67	1.39 -0.25 (-0.42, -0.09)	1.75	1.34 -0.34 (-0.51, -0.17)	1.70	1.58
CRP (mg per dL)	2.79	1.17 -1.30 (-2.0, -0.59)	2.61	0.25 -2.156 (-2.86, -1.46)	2.36	1.89	3.11	1.77 -1.34 (-2.5, -0.15)	2.80	0.28 -2.52 (-3.72, -1.32)	3.705	3.06

<sup>a</sup> Data shown is mean at week 24, difference in adjusted mean change from baseline compared with placebo + MTX at week 24 and 95% confidence interval for that difference

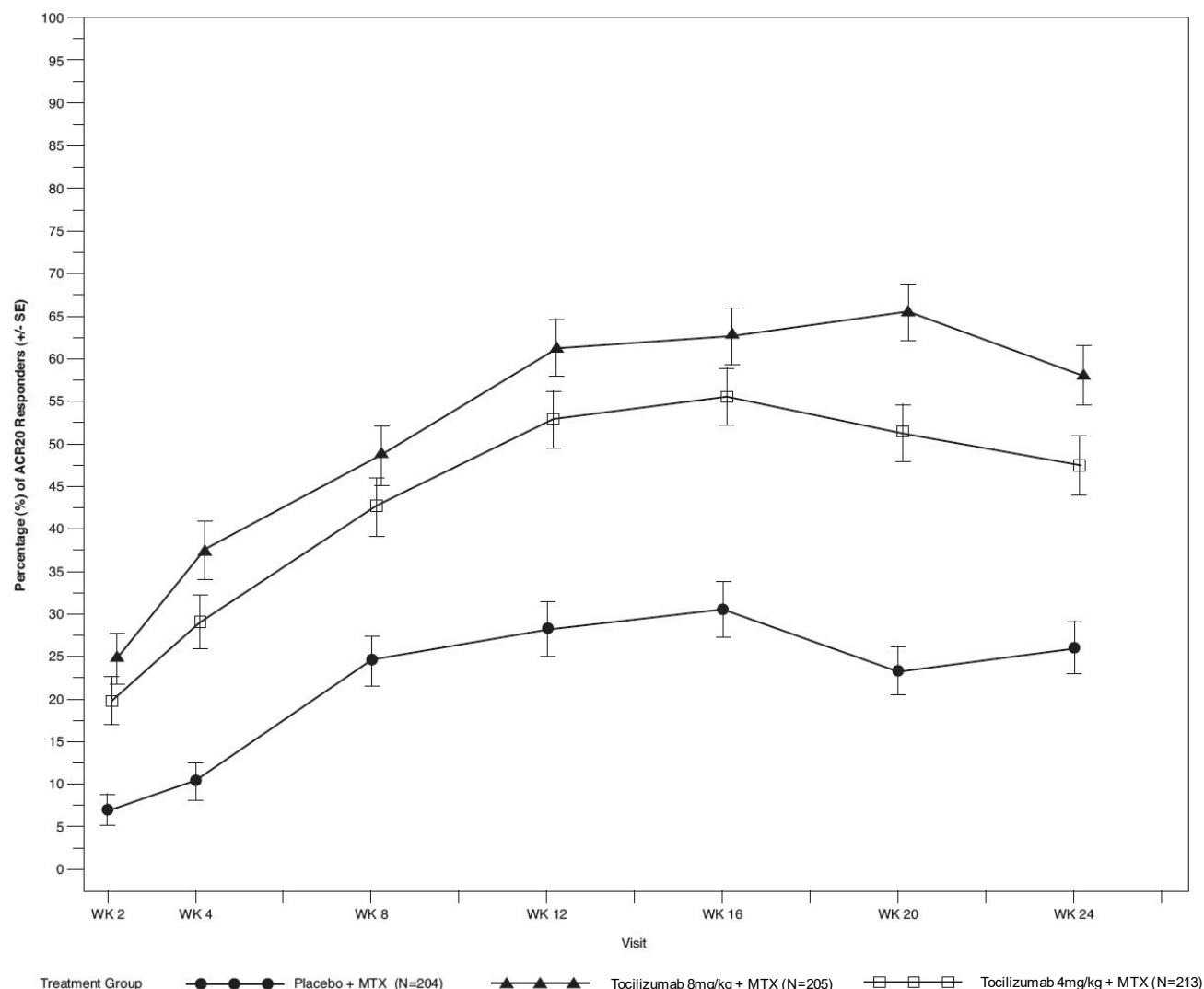
<sup>b</sup> Visual analog scale: 0 = best, 100 = worst

<sup>c</sup> Health Assessment Questionnaire: 0 = best, 3 = worst; 20 questions; 8 categories: dressing and grooming, arising, eating, walking, hygiene, reach, grip, and activities

The percent of ACR 20 responders by visit for Study III is shown in **Figure 1**. Similar response curves were observed in studies I, II, IV, and V.

**Figure 1** Percent of ACR 20 Responders by Visit for Study III (Inadequate Response to MTX)\*

\*The same patients may not have responded at each timepoint.



### Radiographic Response

In Study II, structural joint damage was assessed radiographically and expressed as change in total Sharp-Genant score and its components, the erosion score and joint space narrowing score. Radiographs of hands/wrists and forefeet were obtained at baseline, 24 weeks, 52 weeks, and 104 weeks and scored by readers unaware of treatments group and visit number. The results from baseline to week 52 are shown in **Table 7**. Tocilizumab 4 mg per kg slowed (less than 75% inhibition compared to the control group) and tocilizumab 8 mg per kg inhibited (at least 75% inhibition compared to the control group) the progression of structural damage compared to placebo plus MTX at week 52.



**Table 7 Mean Radiographic Change from Baseline to Week 52 in Study II**

	<b>Placebo + MTX</b> <b>N=294</b>	<b>Tocilizumab</b> <b>4 mg per kg + MTX</b> <b>N=343</b>	<b>Tocilizumab</b> <b>8 mg per kg + MTX</b> <b>N=353</b>
<b>Week 52*</b>			
<b>Total Sharp-Genant Score, Mean (SD)</b>	1.17 (3.14)	0.33 (1.30)	0.25 (0.98)
<b>Adjusted Mean difference** (95%CI)</b>		-0.83 (-1.13, -0.52)	-0.90 (-1.20, -0.59)
<b>Erosion Score, Mean (SD)</b>	0.76 (2.14)	0.20 (0.83)	0.15 (0.77)
<b>Adjusted Mean difference** (95%CI)</b>		-0.55 (-0.76, -0.34)	-0.60 (-0.80, -0.39)
<b>Joint Space Narrowing Score, Mean (SD)</b>	0.41 (1.71)	0.13 (0.72)	0.10 (0.49)
<b>Adjusted Mean difference** (95%CI)</b>		-0.28 (-0.44, -0.11)	-0.30 (-0.46, -0.14)

\* Week 52 analysis employs linearly extrapolated data for patients after escape, withdrawal, or loss to follow up.

\*\* Difference between the adjusted means (tocilizumab + MTX - Placebo + MTX)

SD = standard deviation

The mean change from baseline to week 104 in Total Sharp-Genant Score for the tocilizumab 4 mg per kg groups was 0.47 (SD = 1.47) and for the 8 mg per kg groups was 0.34 (SD = 1.24). By the week 104, most patients in the control (placebo + MTX) group had crossed over to active treatment, and results are therefore not included for comparison. Patients in the active groups may have crossed over to the alternate active dose group, and results are reported per original randomized dose group.

In the placebo group, 66% of patients experienced no radiographic progression (Total Sharp-Genant Score change  $\leq 0$ ) at week 52 compared to 78% and 83% in the tocilizumab 4 mg per kg and 8 mg per kg, respectively. Following 104 weeks of treatment, 75% and 83% of patients initially randomized to tocilizumab 4 mg per kg and 8 mg per kg, respectively, experienced no progression of structural damage compared to 66% of placebo treated patients.

### Health Related Outcomes

In Study II, physical function and disability were assessed using the Health Assessment Questionnaire Disability Index (HAQ-DI). Both dosing groups of tocilizumab demonstrated a greater improvement compared to the placebo group in the AUC of change from baseline in the HAQ-DI through week 52. The mean change from baseline to week 52 in HAQ-DI was 0.6, 0.5, and 0.4 for tocilizumab 8 mg per kg, tocilizumab 4 mg per kg, and placebo treatment groups, respectively. Sixty-three percent (63%) and sixty percent (60%) of patients in the tocilizumab 8 mg per kg and tocilizumab 4 mg per kg treatment groups, respectively, achieved a clinically relevant improvement in HAQ-DI (change from baseline of  $\geq 0.3$  units) at week 52 compared to 53% in the placebo treatment group.

### Other Health-Related Outcomes

General health status was assessed by the Short Form Health Survey (SF-36) in Studies I – V. Patients receiving tocilizumab demonstrated greater improvement from baseline compared to placebo in the Physical Component Summary (PCS), Mental Component Summary (MCS), and in all 8 domains of the SF-36.

## Cardiovascular Outcomes

Study WA25204 (NCT01331837) was a randomized, open-label (sponsor-blinded), 2-arm parallel-group, multicenter, non-inferiority, cardiovascular (CV) outcomes trial in patients with a diagnosis of moderate to severe RA. This CV safety study was designed to exclude a moderate increase in CV risk in patients treated with tocilizumab compared with a TNF inhibitor standard of care (etanercept).

The study included 3,080 seropositive RA patients with active disease and an inadequate response to non-biologic disease-modifying anti-rheumatic drugs, who were aged  $\geq 50$  years with at least one additional CV risk factor beyond RA. Patients were randomized 1:1 to IV tocilizumab 8 mg/kg Q4W or SC etanercept 50 mg QW and followed for an average of 3.2 years. The primary endpoint was the comparison of the time-to-first occurrence of any component of a composite of major adverse CV events (MACE; non-fatal myocardial infarction, non-fatal stroke, or CV death), with the final intent-to-treat analysis based on a total of 161 confirmed CV events (83/1538 [5.4%] for tocilizumab; 78/1542 [5.1%] for etanercept) reviewed by an independent and blinded adjudication committee.

Non-inferiority of tocilizumab to etanercept for cardiovascular risk was determined by excluding  $>80\%$  relative increase in the risk of MACE. The estimated hazard ratio (HR) for the risk of MACE comparing tocilizumab to etanercept was 1.05; 95% CI (0.77, 1.43).

### 14.2 Rheumatoid Arthritis – Subcutaneous Administration

The efficacy and safety of subcutaneously administered tocilizumab was assessed in two double-blind, controlled, multicenter studies in patients with active RA. One study, SC-I (NCT01194414), was a non-inferiority study that compared the efficacy and safety of tocilizumab 162 mg administered every week subcutaneously to 8 mg per kg intravenously every four weeks. The second study, SC-II (NCT01232569), was a placebo controlled superiority study that evaluated the safety and efficacy of tocilizumab 162 mg administered every other week subcutaneously to placebo. Both SC-I and SC-II required patients to be  $>18$  years of age with moderate to severe active rheumatoid arthritis diagnosed according to ACR criteria who had at least 4 tender and 4 swollen joints at baseline (SC-I) or at least 8 tender and 6 swollen joints at baseline (SC-II), and an inadequate response to their existing DMARD therapy, where approximately 20% also had a history of inadequate response to at least one TNF inhibitor. All patients in both SC studies received background non-biologic DMARD(s).

In SC-I, 1262 patients were randomized 1:1 to receive tocilizumab-SC 162 mg every week or intravenous tocilizumab 8 mg/kg every four weeks in combination with DMARD(s). In SC-II, 656 patients were randomized 2:1 to tocilizumab-SC 162 mg every other week or placebo, in combination with DMARD(s). The primary endpoint in both studies was the proportion of patients who achieved an ACR20 response at Week 24.

The clinical response to 24 weeks of tocilizumab-SC therapy is shown in **Table 8**. In SC-I, the primary outcome measure was ACR20 at Week 24. The pre-specified non-inferiority margin was a treatment difference of 12%. The study demonstrated non-inferiority of tocilizumab with respect to ACR20 at Week 24; ACR50, ACR70, and DAS28 responses are also shown in **Table 8**. In SC-II, a greater portion of patients treated with tocilizumab 162 mg subcutaneously every other week achieved ACR20, ACR50, and ACR70 responses compared to placebo-treated patients (Table 8). Further, a greater proportion of patients treated with tocilizumab 162 mg subcutaneously every other week achieved a low level of disease activity as measured by a DAS28-ESR less than 2.6 at Week 24 compared to those treated with placebo (Table 8).

**Table 8 Clinical Response at Week 24 in Trials of Subcutaneous Tocilizumab (Percent of Patients)**

	SC-I <sup>a</sup>		SC-II <sup>b</sup>	
	TCZ SC 162 mg every week + DMARD N=558	TCZ IV 8mg/kg + DMARD N=537	TCZ SC 162 mg every other week + DMARD N=437	Placebo + DMARD N=219
ACR20				
Week 24	69%	73.4%	61%	32%

Weighted difference (95% CI)	-4% (-9.2, 1.2)	30% (22.0, 37.0)		
ACR50				
Week 24	47%	49%	40%	12%
Weighted difference (95% CI)	-2% (-7.5, 4.0)	28% (21.5, 34.4)		
ACR70				
Week 24	24%	28%	20%	5%
Weighted difference (95% CI)	-4% (-9.0, 1.3)	15% (9.8, 19.9)		
Change in DAS28 [Adjusted mean]				
Week 24	-3.5	-3.5	-3.1	-1.7
Adjusted mean difference (95% CI)	0 (-0.2, 0.1)	-1.4 (-1.7, -1.1)		
DAS28 < 2.6				
Week 24	38.4%	36.9%	32.0%	4.0%
Weighted difference (95% CI)	0.9 (-5.0, 6.8)	28.6 (22.0, 35.2)		

TCZ = tocilizumab

<sup>a</sup> Per Protocol Population

<sup>b</sup> Intent To Treat Population

The results of the components of the ACR response criteria and the percent of ACR20 responders by visit for tocilizumab-SC in Studies SC-I and SC-II were consistent with those observed for tocilizumab-IV.

### Radiographic Response

In study SC-II, the progression of structural joint damage was assessed radiographically and expressed as a change from baseline in the van der Heijde modified total Sharp score (mTSS). At week 24, significantly less radiographic progression was observed in patients receiving tocilizumab-SC every other week plus DMARD(s) compared to placebo plus DMARD(s); mean change from baseline in mTSS of 0.62 vs. 1.23, respectively, with an adjusted mean difference of -0.60 (-1.1, -0.1). These results are consistent with those observed in patients treated with intravenous tocilizumab.

### Health Related Outcomes

In studies SC-I and SC-II, the mean decrease from baseline to week 24 in HAQ-DI was 0.6, 0.6, 0.4 and 0.3, and the proportion of patients who achieved a clinically relevant improvement in HAQ-DI (change from baseline of  $\geq 0.3$  units) was 65%, 67%, 58% and 47%, for the subcutaneous every week, intravenous 8 mg/kg, subcutaneous every other week, and placebo treatment groups, respectively.

### Other Health-Related Outcomes

General health status was assessed by the SF-36 in Studies SC-I and SC-II. In Study SC-II, patients receiving tocilizumab every other week demonstrated greater improvement from baseline compared to placebo in the PCS, MCS, and in all 8 domains of the SF-36. In Study SC-I, improvements in these scores were similar between tocilizumab-SC every week and tocilizumab-IV 8 mg/kg.

## **14.3 Giant Cell Arteritis – Subcutaneous Administration**

The efficacy and safety of subcutaneously administered tocilizumab was assessed in a single, randomized, double-blind, multicenter study in patients with active GCA. In Study WA28119 (NCT01791153), 251 screened patients with new-onset or relapsing GCA were randomized to one of four treatment arms. Two subcutaneous doses of tocilizumab (162 mg every week and 162 mg every other week) were compared to two different placebo control groups (pre-specified prednisone-taper regimen over 26 weeks and 52 weeks) randomized 2:1:1:1. The study consisted of a 52-week blinded period, followed by a 104-week open-label extension.

All patients received background glucocorticoid (prednisone) therapy. Each of the tocilizumab-treated groups and one of the placebo-treated groups followed a pre-specified prednisone-taper regimen with the aim to reach 0 mg by 26 weeks, while the second placebo-treated group followed a pre-specified prednisone-taper regimen

with the aim to reach 0 mg by 52 weeks designed to be more in keeping with standard practice.

The primary efficacy endpoint was the proportion of patients achieving sustained remission from Week 12 through Week 52. Sustained remission was defined by a patient attaining a sustained (1) absence of GCA signs and symptoms from Week 12 through Week 52, (2) normalization of erythrocyte sedimentation rate (ESR) (to < 30 mm/hr without an elevation to  $\geq 30$  mm/hr attributable to GCA) from Week 12 through Week 52, (3) normalization of C-reactive protein (CRP) (to < 1 mg/dL, with an absence of successive elevations to  $\geq 1$  mg/dL) from Week 12 through Week 52, and (4) successful adherence to the prednisone taper defined by not more than 100 mg of excess prednisone from Week 12 through Week 52. Tocilizumab 162 mg weekly and 162 mg every other week + 26 weeks prednisone taper both showed superiority in achieving sustained remission from Week 12 through Week 52 compared with placebo + 26 weeks prednisone taper (Table 9). Both tocilizumab treatment arms also showed superiority compared to the placebo + 52 weeks prednisone taper (Table 9).

**Table 9 Efficacy Results from Study WA28119**

	<b>PBO + 26 weeks prednisone taper N=50</b>	<b>PBO + 52 weeks prednisone taper N=51</b>	<b>TCZ 162mg SC QW + 26 weeks prednisone taper N=100</b>	<b>TCZ 162 mg SC Q2W + 26 weeks prednisone taper N=49</b>
<i>Sustained remission<sup>a</sup></i>				
Responders, n (%)	7 (14.0%)	9 (17.6%)	56 (56.0%)	26 (53.1%)
Unadjusted difference in proportions vs PBO + 26 weeks taper (99.5% CI)	N/A	N/A	42.0% (18.0, 66.0)	39.1% (12.5, 65.7)
Unadjusted difference in proportions vs PBO + 52 weeks taper (99.5% CI)	N/A	N/A	38.4% (14.4, 62.3)	35.4% (8.6, 62.2)
<i>Components of Sustained Remission</i>				
Sustained absence of GCA signs and symptoms <sup>b</sup> , n (%)	20 (40.0%)	23 (45.1%)	69 (69.0%)	28 (57.1%)
Sustained ESR<30 mm/hr <sup>c</sup> , n (%)	20 (40.0%)	22 (43.1%)	83 (83.0%)	37 (75.5%)
Sustained CRP normalization <sup>d</sup> , n (%)	17 (34.0%)	13 (25.5%)	72 (72.0%)	34 (69.4%)
Successful prednisone tapering <sup>e</sup> , n (%)	10 (20.0%)	20 (39.2%)	60 (60.0%)	28 (57.1%)

<sup>a</sup> Sustained remission was achieved by a patient meeting all of the following components: absence of GCA signs and symptoms<sup>b</sup>, normalization of ESR<sup>c</sup>, normalization of CRP<sup>d</sup> and adherence to the prednisone taper regimen<sup>e</sup>.

<sup>b</sup> Patients who did not have any signs or symptoms of GCA recorded from Week 12 up to Week 52.

<sup>c</sup> Patients who did not have an elevated ESR  $\geq 30$  mm/hr which was classified as attributed to GCA from Week 12 up to Week 52.

<sup>d</sup> Patients who did not have two or more consecutive CRP records of  $\geq 1$  mg/dL from Week 12 up to Week 52.

<sup>e</sup> Patients who did not enter escape therapy and received  $\leq 100$  mg of additional concomitant prednisone from Week 12 up to Week 52.

Patients not completing the study to week 52 were classified as non-responders in the primary and key secondary analysis: PBO+26: 6 (12.0%), PBO+52: 5 (9.8%), TCZ QW: 15 (15.0%), TCZ Q2W: 9 (18.4%).

CRP = C-reactive protein

ESR = erythrocyte sedimentation rate

PBO = placebo

Q2W = every other week dose

QW = every week dose

TCZ = tocilizumab

The estimated annual cumulative prednisone dose was lower in the two tocilizumab dose groups (medians of 1887 mg and 2207 mg on tocilizumab QW and Q2W, respectively) relative to the placebo arms (medians of 3804 mg and 3902 mg on placebo + 26 weeks prednisone and placebo + 52 weeks prednisone taper, respectively).

#### 14.4 Giant Cell Arteritis – Intravenous Administration

Intravenously administered tocilizumab in patients with GCA was assessed in WP41152 (NCT03923738), an open-label PK-PD and safety study to determine the appropriate intravenous dose of tocilizumab that achieved comparable PK-PD profiles to the tocilizumab-SC regimen.

At enrollment, all patients (n=24) were in remission on tocilizumab-IV. In Period 1, all patients received open-label tocilizumab-IV 7 mg/kg every 4 weeks for 20 weeks. Patients who completed Period 1 and remained in remission (n=22) were eligible to enter Period 2, and received open-label tocilizumab-IV 6 mg/kg every 4 weeks for 20 weeks.

The efficacy of intravenous tocilizumab 6 mg/kg in adult patients with GCA is based on pharmacokinetic exposure and extrapolation to the efficacy established for subcutaneous tocilizumab in patients with GCA [*see Clinical Pharmacology (12.3) and Clinical Studies (14.3)*].

#### 14.5 Polyarticular Juvenile Idiopathic Arthritis – Intravenous Administration

The efficacy of tocilizumab was assessed in a three-part study, WA19977 (NCT00988221), including an open-label extension in children 2 to 17 years of age with active polyarticular juvenile idiopathic arthritis (PJIA), who had an inadequate response to methotrexate or inability to tolerate methotrexate. Patients had at least 6 months of active disease (mean disease duration of  $4.2 \pm 3.7$  years), with at least five joints with active arthritis (swollen or limitation of movement accompanied by pain and/or tenderness) and/or at least 3 active joints having limitation of motion (mean,  $20 \pm 14$  active joints). The patients treated had subtypes of JIA that at disease onset included Rheumatoid Factor Positive or Negative Polyarticular JIA, or Extended Oligoarticular JIA. Treatment with a stable dose of methotrexate was permitted but was not required during the study. Concurrent use of disease modifying antirheumatic drugs (DMARDs), other than methotrexate, or other biologics (e.g., TNF antagonists or T cell costimulation modulator) were not permitted in the study.

Part I consisted of a 16-week active tocilizumab treatment lead-in period (n=188) followed by Part II, a 24-week randomized double-blind placebo-controlled withdrawal period, followed by Part III, a 64-week open-label period. Eligible patients weighing at or above 30 kg received tocilizumab at 8 mg/kg intravenously once every four weeks. Patients weighing less than 30 kg were randomized 1:1 to receive either tocilizumab 8 mg/kg or 10 mg/kg intravenously every four weeks. At the conclusion of the open-label Part I, 91% of patients taking background MTX in addition to tocilizumab and 83% of patients on tocilizumab monotherapy achieved an ACR 30 response at week 16 compared to baseline and entered the blinded withdrawal period (Part II) of the study. The proportions of patients with JIA ACR 50/70 responses in Part I were 84.0%, and 64%, respectively for patients taking background MTX in addition to tocilizumab and 80% and 55% respectively for patients on tocilizumab monotherapy.

In Part II, patients (ITT, n=163) were randomized to tocilizumab (same dose received in Part I) or placebo in a 1:1 ratio that was stratified by concurrent methotrexate use and concurrent corticosteroid use. Each patient continued in Part II of the study until Week 40 or until the patient satisfied JIA ACR 30 flare criteria (relative to Week 16) and qualified for escape.

The primary endpoint was the proportion of patients with a JIA ACR 30 flare at week 40 relative to week 16. JIA ACR 30 flare was defined as 3 or more of the 6 core outcome variables worsening by at least 30% with no more than 1 of the remaining variables improving by more than 30% relative to Week 16.

Tocilizumab treated patients experienced significantly fewer disease flares compared to placebo-treated patients (26% [21/82] versus 48% [39/81]; adjusted difference in proportions -21%, 95% CI: -35%, -8%).

During the withdrawal phase (Part II), more patients treated with tocilizumab showed JIA ACR 30/50/70 responses at Week 40 compared to patients withdrawn to placebo.

#### 14.6 Polyarticular Juvenile Idiopathic Arthritis – Subcutaneous Administration

Subcutaneously administered tocilizumab in pediatric patients with polyarticular juvenile idiopathic arthritis (PJIA) was assessed in WA28117 (NCT01904279), a 52-week, open-label, multicenter, PK-PD and safety study

to determine the appropriate subcutaneous dose of tocilizumab that achieved comparable PK/PD profiles to the tocilizumab-IV regimen. PJIA patients aged 1 to 17 years with an inadequate response or inability to tolerate MTX, including patients with well-controlled disease on treatment with tocilizumab-IV and tocilizumab-naïve patients with active disease, were treated with subcutaneous tocilizumab based on body weight.

Patients weighing at or above 30 kg (n = 25) were treated with 162 mg of tocilizumab-SC every 2 weeks and patients weighing less than 30 kg (n = 27) received 162 mg of tocilizumab-SC every 3 weeks for 52 weeks. Of these 52 patients, 37 (71%) were naive to tocilizumab and 15 (29%) had been receiving tocilizumab-IV and switched to tocilizumab-SC at baseline.

The efficacy of subcutaneous tocilizumab in children 2 to 17 years of age is based on pharmacokinetic exposure and extrapolation of the established efficacy of intravenous tocilizumab in polyarticular JIA patients and subcutaneous tocilizumab in patients with RA [see *Clinical Pharmacology* (12.3) and *Clinical Studies* (14.2 and 14.5)].

#### 14.7 Systemic Juvenile Idiopathic Arthritis – Intravenous Administration

The efficacy of tocilizumab for the treatment of active SJIA was assessed in WA18221 (NCT00642460), a 12-week randomized, double blind, placebo-controlled, parallel group, 2-arm study. Patients treated with or without MTX, were randomized (tocilizumab:placebo = 2:1) to one of two treatment groups: 75 patients received tocilizumab infusions every two weeks at either 8 mg per kg for patients at or above 30 kg or 12 mg per kg for patients less than 30 kg and 37 were randomized to receive placebo infusions every two weeks. Corticosteroid tapering could occur from week six for patients who achieved a JIA ACR 70 response. After 12 weeks or at the time of escape, due to disease worsening, patients were treated with tocilizumab in the open-label extension phase at weight appropriate dosing.

The primary endpoint was the proportion of patients with at least 30% improvement in JIA ACR core set (JIA ACR 30 response) at Week 12 and absence of fever (no temperature at or above 37.5°C in the preceding 7 days). JIA ACR (American College of Rheumatology) responses are defined as the percentage improvement (e.g., 30%, 50%, 70%) in 3 of any 6 core outcome variables compared to baseline, with worsening in no more than 1 of the remaining variables by 30% or more. Core outcome variables consist of physician global assessment, parent per patient global assessment, number of joints with active arthritis, number of joints with limitation of movement, erythrocyte sedimentation rate (ESR), and functional ability (childhood health assessment questionnaire-CHAQ).

Primary endpoint result and JIA ACR response rates at Week 12 are shown in **Table 10**.

**Table 10 Efficacy Findings at Week 12**

	<b>Tocilizumab</b> N=75	<b>Placebo</b> N=37
<b>Primary Endpoint: JIA ACR 30 response + absence of fever</b>		
<b>Responders</b>	<b>85%</b>	<b>24%</b>
<b>Weighted difference (95% CI)</b>	<b>62 (45, 78)</b>	<b>-</b>
<b>JIA ACR Response Rates at Week 12</b>		
<b>JIA ACR 30</b>		
Responders	91%	24%
Weighted difference <sup>a</sup>	67	-
(95% CI) <sup>b</sup>	(51, 83)	
<b>JIA ACR 50</b>		
Responders	85%	11%
Weighted difference <sup>a</sup>	74	-
(95% CI) <sup>b</sup>	(58, 90)	
<b>JIA ACR 70</b>		



Responders	71%	8%
Weighted difference <sup>a</sup> (95% CI) <sup>b</sup>	63 (46, 80)	-

<sup>a</sup> The weighted difference is the difference between the tocilizumab and Placebo response rates, adjusted for the stratification factors (weight, disease duration, background oral corticosteroid dose and background methotrexate use).

<sup>b</sup> CI: confidence interval of the weighted difference.

The treatment effect of tocilizumab was consistent across all components of the JIA ACR response core variables. JIA ACR scores and absence of fever responses in the open label extension were consistent with the controlled portion of the study (data available through 44 weeks).

### Systemic Features

Of patients with fever or rash at baseline, those treated with tocilizumab had fewer systemic features; 35 out of 41 (85%) became fever free (no temperature recording at or above 37.5°C in the preceding 14 days) compared to 5 out of 24 (21%) of placebo-treated patients, and 14 out of 22 (64%) became free of rash compared to 2 out of 18 (11%) of placebo-treated patients. Responses were consistent in the open label extension (data available through 44 weeks).

### Corticosteroid Tapering

Of the patients receiving oral corticosteroids at baseline, 8 out of 31 (26%) placebo and 48 out of 70 (69%), tocilizumab patients achieved a JIA ACR 70 response at week 6 or 8 enabling corticosteroid dose reduction. Seventeen (24%) tocilizumab patients versus 1 (3%) placebo patient were able to reduce the dose of corticosteroid by at least 20% without experiencing a subsequent JIA ACR 30 flare or occurrence of systemic symptoms to week 12. In the open label portion of the study, by week 44, there were 44 out of 103 (43%) tocilizumab patients off oral corticosteroids. Of these 44 patients 50% were off corticosteroids 18 weeks or more.

### Health Related Outcomes

Physical function and disability were assessed using the Childhood Health Assessment Questionnaire Disability Index (CHAQ-DI). Seventy-seven percent (58 out of 75) of patients in the tocilizumab treatment group achieved a minimal clinically important improvement in CHAQ-DI (change from baseline of  $\geq 0.13$  units) at week 12 compared to 19% (7 out of 37) in the placebo treatment group.

## **14.8 Systemic Juvenile Idiopathic Arthritis – Subcutaneous Administration**

Subcutaneously administered tocilizumab in pediatric patients with systemic juvenile idiopathic arthritis (SJIA) was assessed in WA28118 (NCT01904292), a 52-week, open-label, multicenter, PK-PD and safety study to determine the appropriate subcutaneous dose of tocilizumab that achieved comparable PK/PD profiles to the tocilizumab-IV regimen.

Eligible patients received tocilizumab subcutaneously dosed according to body weight, with patients weighing at or above 30 kg (n = 26) dosed with 162 mg of tocilizumab every week and patients weighing below 30 kg (n = 25) dosed with 162 mg of tocilizumab every 10 days (n=8) or every 2 weeks (n=17) for 52 weeks. Of these 51 patients, 26 (51%) were naive to subcutaneous tocilizumab and 25 (49%) had been receiving tocilizumab intravenously and switched to subcutaneous tocilizumab at baseline.

The efficacy of subcutaneous tocilizumab in children 2 to 17 years of age is based on pharmacokinetic exposure and extrapolation of the established efficacy of intravenous tocilizumab in systemic JIA patients [see *Clinical Pharmacology* (12.3) and *Clinical Studies* (14.7)].

## **14.9 COVID-19 – Intravenous Administration**

The efficacy of tocilizumab for the treatment of COVID-19 was based on RECOVERY (NCT04381936), a randomized, controlled, open-label, platform study, and supported by the results from EMPACTA (NCT04372186), a randomized, double-blind, placebo-controlled study. Results of two other randomized, double-blind, placebo-controlled studies, COVACTA (NCT04320615) and REMDACTA (NCT04409262), which evaluated the efficacy of tocilizumab for the treatment of COVID-19 are also summarized.

*RECOVERY (Randomised Evaluation of COVID-19 Therapy) Collaborative Group Study in Hospitalized Adults Diagnosed with COVID-19*

RECOVERY was a randomized, controlled, open-label, multicenter platform study conducted in the United Kingdom to evaluate the efficacy and safety of potential treatments in hospitalized adult patients with severe COVID-19 pneumonia. Eligible patients for the tocilizumab portion of the study had clinically suspected or laboratory-confirmed SARS-CoV-2 infection and no medical contraindications to any of the treatments and had clinical evidence of progressive COVID-19 (defined as oxygen saturation <92% on room air or receiving oxygen therapy, and CRP  $\geq$ 75 mg/L). Patients were then randomized to receive either standard of care (SoC) or intravenous tocilizumab at a weight-tiered dosing comparable to the recommended dosage [see *Clinical Pharmacology* (12.3)] in addition to SoC.

Efficacy analyses were performed in the intent-to-treat (ITT) population comprising 4116 adult patients who were randomized to the tocilizumab + SoC arm (n=2022) or to the SoC arm (n=2094). The mean age of participants was 64 years (range: 20 to 101), and patients were 67% male, 76% White, 11% Asian, 3% Black or African American, and 1% mixed race. At baseline, 0.2% of patients were not on supplemental oxygen, 45% of patients required low flow oxygen, 41% of patients required non-invasive ventilation or high-flow oxygen, and 14% of patients required invasive mechanical ventilation; 82% of patients were reported to be receiving systemic corticosteroids.

The primary efficacy endpoint was time to death through Day 28. The results for the overall population and the subgroups of patients who were or were not receiving systemic corticosteroids at time of randomization are summarized in Table 11.

**Table 11 Mortality through Day 28 in RECOVERY**

	<b>Tocilizumab+ SoC N=2022 n (%)<sup>1</sup></b>	<b>SoC N=2094 n (%)<sup>1</sup></b>	<b>Hazard Ratio (95% CI)</b>	<b>Risk Difference (95% CI)</b>
Mortality	621 (30.7%)	729 (34.9%)	0.85 (0.76, 0.94) p= 0.0028 <sup>1</sup>	-4.1% (-7.0, -1.3)
By baseline receipt of corticosteroid use				
Mortality for patients receiving systemic corticosteroids at randomization <sup>2</sup>	482/1664 (29.0%)	600/1721 (34.9%)	0.79 (0.70, 0.89)	-5.9% (-9.1, -2.8)
Mortality for patients not receiving systemic corticosteroids at randomization <sup>2</sup>	139/357 (39.0%)	127/367 (34.6%)	1.16 (0.91, 1.48)	4.4% (-2.6, 11.5)

<sup>1</sup> P-value reflects that the RECOVERY trial primary analysis results were statistically significant at the two-sided significance level of  $\alpha = 0.05$ .

<sup>2</sup> Probabilities of dying by Day 28 were estimated by the Kaplan-Meier method.

*EMPACTA*

EMPACTA was a randomized, double-blind, placebo-controlled, multicenter study to evaluate intravenous tocilizumab 8 mg/kg in combination with SoC in hospitalized, non-ventilated adult patients with COVID-19 pneumonia. Eligible patients were at least 18 years of age, had confirmed SARS-CoV-2 infection by a positive

reverse-transcriptase polymerase chain reaction (RT-PCR) result, had pneumonia confirmed by radiography, and had SpO<sub>2</sub> < 94% on ambient air.

Of the 389 patients randomized, efficacy analyses were performed in the modified intent-to-treat (mITT) population comprising 377 patients who were randomized and received study medication (249 in the tocilizumab arm; 128 in the placebo arm). The mean age of participants was 56 years (range: 20 to 95); 59% of patients were male, 56% were of Hispanic or Latino ethnicity, 53% were White, 20% were American Indian/Alaska Native, 15% were Black/African American and 2% were Asian. At baseline, 9% patients were not on supplemental oxygen, 64% patients required low flow oxygen, 27% patients required high-flow oxygen, and 73% were on corticosteroids.

The primary efficacy endpoint evaluated time to progression to mechanical ventilation or death through Day 28. The hazard ratio comparing tocilizumab to placebo was 0.56 (95% CI, 0.33 to 0.97), a statistically significant result (log-rank, p-value = 0.036). The cumulative proportion of patients who required mechanical ventilation or died by Day 28 was 12.0% (95% CI, 8.5% to 16.9%) in the tocilizumab arm and 19.3% (95% CI, 13.3% to 27.4%) in the placebo arm.

Mortality at Day 28 was 10.4% in the tocilizumab arm versus 8.6% in the placebo arm (weighted difference (tocilizumab arm - placebo arm): 2.0% [95% CI, -5.2% to 7.8%]).

### *COVACTA*

COVACTA was a randomized, double-blind, placebo-controlled, multicenter study to evaluate intravenous tocilizumab 8 mg/kg in combination with SoC for the treatment of adult patients hospitalized with severe COVID-19 pneumonia. The study randomized 452 patients who were at least 18 years of age with confirmed SARS-CoV-2 infection by a positive RT-PCR result, had pneumonia confirmed by radiography, and had oxygen saturation of 93% or lower on ambient air or a ratio of arterial oxygen partial pressure to fractional inspired oxygen of 300 mmHg or less. At baseline, 3% of patients were not on supplemental oxygen, 28% were on low flow oxygen, 30% were on non-invasive ventilation or high flow oxygen, 38% were on invasive mechanical ventilation, and 22% were on corticosteroids. The primary efficacy endpoint was clinical status on Day 28 assessed on a 7-category ordinal scale that ranged from “discharged” to “death.” There were no statistically significant differences observed in the distributions of clinical status on the 7-category ordinal scale at Day 28 when comparing the tocilizumab arm to the placebo arm.

Mortality at Day 28 was 19.7% in the tocilizumab arm versus 19.4% in the placebo arm (weighted difference (tocilizumab arm - placebo arm): 0.3% [95% CI, -7.6 to 8.2]).

### *REMDACTA*

REMDACTA was a randomized, double-blind, placebo-controlled, multicenter study to evaluate intravenous tocilizumab 8 mg/kg in combination with intravenous remdesivir (RDV) 200 mg on Day 1 followed by 100 mg once daily for a total of 10 days in hospitalized patients with severe COVID-19 pneumonia. The study randomized 649 adult patients with SARS-CoV-2 infection confirmed by a positive polymerase chain reaction (PCR) result, pneumonia confirmed by radiography, and who required supplemental oxygen > 6 L/min to maintain SpO<sub>2</sub> >93%. At baseline, 7% of patients were on low flow oxygen, 80% were on non-invasive ventilation or high flow oxygen, 14% were on invasive mechanical ventilation, and 84% were on corticosteroids.

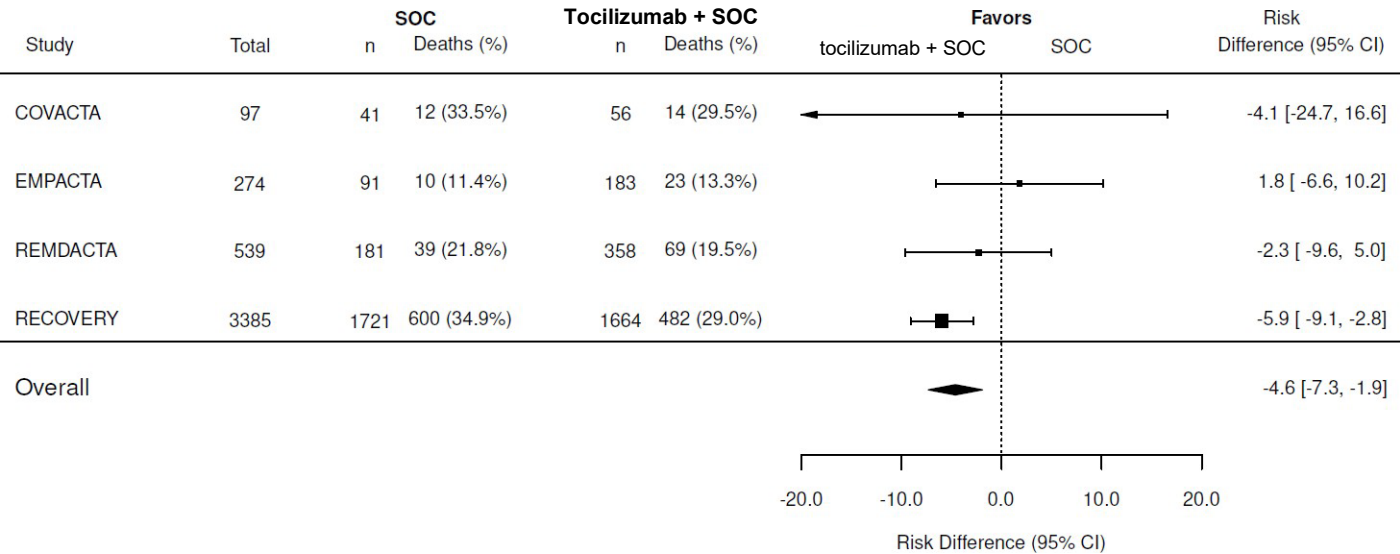
The primary efficacy endpoint was time from randomization to hospital discharge or ‘ready for discharge’ up to Day 28. There was no statistically significant difference between the treatment arms with respect to time to hospital discharge or “ready for discharge” through Day 28.

Mortality at Day 28 was 18.1% in the tocilizumab + RDV arm versus 19.5% in the placebo +RDV arm (weighted difference (tocilizumab arm - placebo arm): -1.3% [95% CI, -7.8% to 5.2%]).

Mortality Across Studies in Patients Receiving Baseline Corticosteroids

A study-level meta-analysis was conducted on EMPACTA, COVACTA, REMDACTA and RECOVERY studies. For each of the four studies, the risk difference through Day 28 was estimated by the Kaplan-Meier method in the subgroup of patients receiving baseline corticosteroids, summarized in Figure 2. Patients from the RECOVERY trial represent 78.8% of the total sample size in this meta-analysis. The combined risk difference showed that tocilizumab treatment (n=2261) resulted in a 4.61% absolute reduction in the risk of death at Day 28 (risk difference=-4.6%; 95% CI: -7.3% to -1.9%) compared to SoC (n=2034).

Figure 2 Risk Differences Through Day 28 for Baseline Corticosteroid Use Subpopulation in RECOVERY, EMPACTA, COVACTA and REMDACTA studies



## 16 HOW SUPPLIED/STORAGE AND HANDLING

### *For Intravenous Infusion*

AVTOZMA (tocilizumab-anoh) injection is a preservative-free, sterile clear to slightly opalescent, colorless to pale yellow solution for intravenous infusion supplied in a single-dose vial packaged within cartons in the following strengths and packaging configurations:

- 80 mg/ 4 mL (20 mg/mL): carton of one vial (NDC 72606-042-01); carton of 4 vials (NDC 72606-042-02).
- 200 mg/ 10 mL (20 mg/mL): carton of one vial (NDC 72606-043-01); carton of 4 vials (NDC 72606-043-02).
- 400 mg/ 20 mL (20 mg/mL): carton of one vial (NDC 72606-044-01); carton of 4 vials (NDC 72606-044-02).

### *For Subcutaneous Injection*

AVTOZMA (tocilizumab-anoh) injection is supplied as a preservative-free, sterile, clear to slightly opalescent, colorless to yellow solution for subcutaneous administration. The following packaging configurations are available:

- Each single-dose prefilled syringe delivers 162 mg/0.9 mL: carton of one syringe (NDC 72606-045-01); carton of 4 syringes (NDC 72606-045-02); carton of 3 packs of 4 syringes (NDC 72606-045-03). The syringe plunger stopper and needle cover are not made with natural rubber latex.
- Each single-dose prefilled autoinjector 162 mg/0.9 mL: carton of one syringe (NDC 72606-045-04); carton of 4 syringes (NDC 72606-045-05); carton of 3 packs of 4 syringes (NDC 72606-045-06). The syringe plunger stopper and needle cover are not made with natural rubber latex.

**Storage and Handling:** Do not use beyond expiration date on the container, package, prefilled syringe, or autoinjector. AVTOZMA must be refrigerated at 36°F to 46°F (2°C to 8°C). Do not freeze. Protect the vials, syringes, and autoinjectors from light by storage in the original carton until time of use, and keep syringes and autoinjectors dry. Once removed from the refrigerator, the prefilled syringe and autoinjector can be stored at room temperature at or below 77°F (25°C) for up to 3 weeks. The prefilled syringe and autoinjector must always be kept in the carton.

## 17 PATIENT COUNSELING INFORMATION

Advise the patient to read the FDA-approved patient labeling (Medication Guide and Instructions for Use).

### Serious Infections

Inform patients that AVTOZMA may lower their resistance to infections [see *Warnings and Precautions* (5.1)]. Instruct the patient of the importance of contacting their doctor immediately when symptoms suggesting infection appear in order to assure rapid evaluation and appropriate treatment.

### Gastrointestinal Perforation

Inform patients that some patients who have been treated with AVTOZMA have had serious side effects in the stomach and intestines [see *Warnings and Precautions* (5.2)]. Instruct the patient of the importance of contacting their doctor immediately when symptoms of fever, severe, persistent abdominal pain, and change in bowel habits appear to assure rapid evaluation and appropriate treatment.

### Hypersensitivity and Serious Allergic Reactions

Inform patients that some patients who have been treated with AVTOZMA have developed serious allergic reactions, including anaphylaxis, as well as serious skin reactions [see *Warnings and Precautions* (5.6)]. Advise patients to stop taking AVTOZMA and seek immediate medical attention if they experience any symptom of serious allergic reactions (including rash, hives, and swelling of the face, lips, tongue, and throat that may cause difficulty in breathing or swallowing).

### Instruction on Injection Technique

Assess patient suitability for home use for subcutaneous injection. Perform the first injection under the supervision of a qualified healthcare professional. If a patient or caregiver is to administer subcutaneous AVTOZMA, instruct him/her in injection techniques and assess his/her ability to inject subcutaneously to ensure proper administration of subcutaneous AVTOZMA and the suitability for home use [see *Instructions for Use*].

Prior to use, remove the prefilled syringe (PFS) or autoinjector from the refrigerator and allow to sit at room temperature outside of the carton for 30 minutes (PFS) or 45 minutes (autoinjector), out of the reach of children. Do not warm AVTOZMA in any other way.

Advise patients to consult their healthcare provider if the full dose is not received.

A puncture-resistant container for disposal of needles, syringes and autoinjectors should be used and should be kept out of the reach of children. Instruct patients or caregivers in the technique as well as proper needle, syringe and autoinjector disposal, and caution against reuse of these items.

### Pregnancy

Inform female patients of reproductive potential that AVTOZMA may cause fetal harm and to inform their prescriber of a known or suspected pregnancy [see *Use in Specific Populations (8.1)*].

### **AVTOZMA<sup>®</sup>** **(tocilizumab-anoh)**

Manufactured by:  
CELLTRION, Inc.  
23, Academy-ro, Yeonsu-gu,  
Incheon, 22014, Republic of Korea  
US License Number 1996

Distributed by:  
CELLTRION USA, Inc.  
One Evertrust Plaza Suite 1207  
Jersey City, NJ 07302



## Medication Guide

AVTOZMA® (AV-TOZE'-MAH)  
(tocilizumab-anoh) injection  
for intravenous use  
AVTOZMA® (AV-TOZE'-MAH)  
(tocilizumab-anoh) injection  
for subcutaneous use

### What is the most important information I should know about AVTOZMA?

#### AVTOZMA can cause serious side effects including:

- 1. Serious Infections.** AVTOZMA is a medicine that affects your immune system. AVTOZMA can lower the ability of your immune system to fight infections. Some people have serious infections while taking AVTOZMA, including tuberculosis (TB), and infections caused by bacteria, fungi, or viruses that can spread throughout the body. Some people have died from these infections. Your healthcare provider should assess you for TB before starting AVTOZMA (except if you have COVID-19).

If you have COVID-19, your healthcare provider should monitor you for signs and symptoms of new infections during and after treatment with AVTOZMA.

Your healthcare provider should monitor you closely for signs and symptoms of TB during and after treatment with AVTOZMA.

- You should not start taking AVTOZMA if you have any kind of infection unless your healthcare provider says it is okay.

Before starting AVTOZMA, tell your healthcare provider if you:

- think you have an infection or have symptoms of an infection, with or without a fever, such as:
  - sweating or chills
  - shortness of breath
  - warm, red, or painful skin or sores on your body
  - feel very tired
  - muscle aches
  - blood in phlegm
  - diarrhea or stomach pain
  - cough
  - weight loss
  - burning when you urinate or urinating more often than normal
- are being treated for an infection.
- get a lot of infections or have infections that keep coming back.
- have diabetes, HIV, or a weak immune system. People with these conditions have a higher chance for infections.
- have TB, or have been in close contact with someone with TB.
- live or have lived, or have traveled to certain parts of the country (such as the Ohio and Mississippi River valleys and the Southwest) where there is an increased chance for getting certain kinds of fungal infections (histoplasmosis, coccidiomycosis, or blastomycosis). These infections may happen or become more severe if you use AVTOZMA. Ask your healthcare provider if you do not know if you have lived in an area where these infections are common.
- have or have had hepatitis B.

After starting AVTOZMA, call your healthcare provider right away if you have any symptoms of an infection. AVTOZMA can make you more likely to get infections or make worse any infection that you have.

#### 2. Tears (perforation) of the stomach or intestines.

- Tell your healthcare provider if you have had diverticulitis (inflammation in parts of the large intestine) or ulcers in your stomach or intestines. Some people taking AVTOZMA get tears in their stomach or intestine. This happens most often in people who also take nonsteroidal anti-inflammatory drugs (NSAIDs), corticosteroids, or methotrexate.
- Tell your healthcare provider right away if you have fever and new onset stomach-area pain that does not go away, and a change in your bowel habits.

#### 3. Liver problems (Hepatotoxicity):

Some people have experienced serious life-threatening liver problems, which required a liver transplant or led to death. Your healthcare provider may tell you to stop taking AVTOZMA if you develop new or worse liver problems during treatment with AVTOZMA.

Tell your healthcare provider right away if you have any of the following symptoms:

- feeling tired (fatigue)
- weakness

- lack of appetite for several days or longer (anorexia)
- yellowing of your skin or the whites of your eyes (jaundice)
- abdominal swelling and pain on the right side of your stomach-area
- light colored stools
- nausea and vomiting
- confusion
- dark “tea-colored” urine

**4. Changes in certain laboratory test results.** Your healthcare provider should do blood tests before you start receiving AVTOZMA. If you have rheumatoid arthritis (RA) or giant cell arteritis (GCA) your healthcare provider should do blood tests every 4 to 8 weeks after you start receiving AVTOZMA for the first 6 months and then every 3 months after that. If you have polyarticular juvenile idiopathic arthritis (PJIA) you will have blood tests done every 4 to 8 weeks during treatment. If you have systemic juvenile idiopathic arthritis (SJIA) you will have blood tests done every 2 to 4 weeks during treatment. These blood tests are to check for the following side effects of AVTOZMA:

- low neutrophil count. Neutrophils are white blood cells that help the body fight off bacterial infections.
- low platelet count. Platelets are blood cells that help with blood clotting and stop bleeding.
- increase in certain liver function tests.
- increase in blood cholesterol levels. You may also have changes in other laboratory tests, such as your blood cholesterol levels. Your healthcare provider should do blood tests to check your cholesterol levels 4 to 8 weeks after you start receiving AVTOZMA.

Your healthcare provider will determine how often you will have follow-up blood tests. Make sure you get all your follow-up blood tests done as ordered by your healthcare provider.

You should not receive AVTOZMA if your neutrophil or platelet counts are too low or your liver function tests are too high.

Your healthcare provider may stop your AVTOZMA treatment for a period of time or change your dose of medicine if needed because of changes in these blood test results.

**5. Cancer.** AVTOZMA may increase your risk of certain cancers by changing the way your immune system works. Tell your healthcare provider if you have ever had any type of cancer.

See “**What are the possible side effects with AVTOZMA?**” for more information about side effects.

### What is AVTOZMA?

AVTOZMA is a prescription medicine called an Interleukin-6 (IL-6) receptor antagonist. AVTOZMA is used:

- To treat adults with moderately to severely active rheumatoid arthritis (RA), after at least one other medicine called a Disease-Modifying Anti-Rheumatic Drug (DMARD) has been used and did not work well.
- To treat adults with giant cell arteritis (GCA).
- To treat people with active PJIA ages 2 and above.
- To treat people with active SJIA ages 2 and above.
- To treat hospitalized adults with coronavirus disease 2019 (COVID-19) receiving systemic corticosteroids and requiring supplemental oxygen or mechanical ventilation.
- AVTOZMA is not approved for subcutaneous use in people with COVID-19.

It is not known if AVTOZMA is safe and effective in children with PJIA or SJIA under 2 years of age or in children with conditions other than PJIA or SJIA.

**Do not take AVTOZMA:** if you are allergic to tocilizumab products, or any of the ingredients in AVTOZMA. See the end of this Medication Guide for a complete list of ingredients in AVTOZMA.

**Before you receive AVTOZMA, tell your healthcare provider about all of your medical conditions, including if you:**

- have an infection. See “**What is the most important information I should know about AVTOZMA?**”
- have liver problems.
- have any stomach-area (abdominal) pain or been diagnosed with diverticulitis or ulcers in your stomach or intestines.
- have had a reaction to tocilizumab products or any of the ingredients in AVTOZMA before.
- have or had a condition that affects your nervous system, such as multiple sclerosis.

- have recently received or are scheduled to receive a vaccine:
  - All vaccines should be brought up-to-date before starting AVTOZMA, unless urgent treatment initiation is required.
  - People who take AVTOZMA should not receive live vaccines.
  - People taking AVTOZMA can receive non-live vaccines.
- plan to have surgery or a medical procedure.
- are pregnant or plan to become pregnant. AVTOZMA may harm your unborn baby. Tell your healthcare provider if you become pregnant or think you may be pregnant during treatment with AVTOZMA.
- are breastfeeding or plan to breastfeed. It is not known if AVTOZMA passes into your breast milk. Talk to your healthcare provider about the best way to feed your baby if you take AVTOZMA.

**Tell your healthcare provider about all of the medicines you take**, including prescription, over-the-counter medicines, vitamins and herbal supplements. AVTOZMA and other medicines may affect each other causing side effects.

Especially tell your healthcare provider if you take:

- any other medicines to treat your RA. Taking AVTOZMA with these medicines may increase your risk of infection.
- medicines that affect the way certain liver enzymes work. Ask your healthcare provider if you are not sure if your medicine is one of these.

Know the medicines you take. Keep a list of them to show to your healthcare provider and pharmacist when you get a new medicine.

### **How will I receive AVTOZMA?**

#### **Into a vein (IV or intravenous infusion) for Rheumatoid Arthritis, Giant Cell Arteritis, PJIA, SJIA or COVID- 19:**

your healthcare provider prescribes AVTOZMA as an IV infusion, you will receive AVTOZMA from a healthcare provider through a needle placed in a vein in your arm. The infusion will take about 1 hour to give you the full dose of medicine. For rheumatoid arthritis, giant cell arteritis or PJIA you will receive a dose of AVTOZMA about every 4 weeks. For SJIA you will receive a dose of AVTOZMA about every 2 weeks. For COVID-19, you will receive a single dose of AVTOZMA, and if needed one additional dose.

- While taking AVTOZMA, you may continue to use other medicines that help treat your rheumatoid arthritis, PJIA, SJIA or COVID-19 such as methotrexate, non-steroidal anti-inflammatory drugs (NSAIDs) and prescription steroids, as instructed by your healthcare provider.
- Keep all of your follow-up appointments and get your blood tests as ordered by your healthcare provider.

#### **Under the skin (SC or subcutaneous injection) for Rheumatoid Arthritis, Giant Cell Arteritis, PJIA or SJIA:**

- **See the Instructions for Use at the end of this Medication Guide for instructions about the right way to prepare and give your AVTOZMA injections at home.**
- AVTOZMA is available as a single-dose Prefilled Syringe or single-dose Prefilled Autoinjector.

You may also receive AVTOZMA as an injection under your skin (subcutaneous). If your healthcare provider decides that you or a caregiver can give your injections of AVTOZMA at home, you or your caregiver should receive training on the right way to prepare and inject AVTOZMA. Do not try to inject AVTOZMA until you have been shown the right way to give the injections by your healthcare provider.

For PJIA or SJIA, you may self-inject with the Prefilled Syringe or Prefilled Autoinjector, or your caregiver can give you AVTOZMA, if both your healthcare provider and parent/legal guardian find it appropriate. Your healthcare provider will tell you how much AVTOZMA to use and when to use it.

### **What are the possible side effects with AVTOZMA?**

#### **AVTOZMA can cause serious side effects, including:**

- See **“What is the most important information I should know about AVTOZMA?”**
- **Hepatitis B infection** in people who carry the virus in their blood. If you are a carrier of the hepatitis B virus (a virus that affects the liver), the virus may become active while you use AVTOZMA. Your healthcare provider may

do blood tests before you start treatment with AVTOZMA and while you are using AVTOZMA. Tell your healthcare provider if you have any of the following symptoms of a possible hepatitis B infection:

- |                   |                                |                         |
|-------------------|--------------------------------|-------------------------|
| ○ feel very tired | ○ skin or eyes look yellow     | ○ little or no appetite |
| ○ vomiting        | ○ clay-colored bowel movements | ○ fevers                |
| ○ chills          | ○ stomach discomfort           | ○ muscle aches          |
| ○ dark urine      | ○ skin rash                    |                         |

- **Serious Allergic Reactions.** Serious allergic reactions, including death, can happen with AVTOZMA. These reactions can happen with any infusion or injection of AVTOZMA, even if they did not occur with an earlier infusion or injection. Stop taking AVTOZMA, contact your healthcare provider, and get emergency help right away if you have any of the following signs of a serious allergic reaction:
  - swelling of your face, lips, mouth, or tongue
  - trouble breathing
  - wheezing
  - severe itching
  - skin rash, hives, redness, or swelling outside of the injection site area
  - dizziness or fainting
  - fast heartbeat or pounding in your chest (tachycardia)
  - sweating
- **Nervous system problems.** While rare, Multiple Sclerosis has been diagnosed in people who take AVTOZMA. It is not known what effect AVTOZMA may have on some nervous system disorders.

**The most common side effects of AVTOZMA include:**

- upper respiratory tract infections (common cold, sinus infections)
- headache
- increased blood pressure (hypertension)
- injection site reactions

**Tell your healthcare provider about any side effect that bothers you or does not go away. These are not all the possible side effects of AVTOZMA. For more information, ask your healthcare provider or pharmacist.**

**Call your doctor for medical advice about side effects. You may report side effects to FDA at 1-800-FDA-1088.**

**General information about the safe and effective use of AVTOZMA.**

Medicines are sometimes prescribed for purposes other than those listed in a Medication Guide. Do not give AVTOZMA to other people, even if they have the same symptoms that you have. It may harm them. You can ask your pharmacist or healthcare provider for information about AVTOZMA that is written for health professionals.

**What are the ingredients in AVTOZMA?**

Active ingredient: tocilizumab-anoh.

Inactive ingredients of Intravenous AVTOZMA: histidine, L-histidine hydrochloride monohydrate, methionine, polysorbate 80, threonine, and water for Injection.

Inactive ingredients of Subcutaneous AVTOZMA: histidine, L-histidine hydrochloride monohydrate, methionine, polysorbate 80, threonine, and water for Injection.

Manufactured by: CELLTRION, Inc., 23, Academy-ro, Yeonsu-gu, Incheon, 22014, Republic of Korea  
US License Number 1996

Distributed by: CELLTRION USA, Inc., One Evertrust Plaza, Suite 1207, Jersey City, NJ 07302, USA

**Instructions for Use**  
**AVTOZMA® (AV-TOZE'-MAH)**  
**(tocilizumab-anoh)**  
**Injection, For Subcutaneous Use**  
**Single-dose Prefilled Syringe**

Read and follow the Instructions for Use that come with your AVTOZMA Prefilled Syringe before you start using it and each time you get a refill. There may be new information. Before you use AVTOZMA, make sure your healthcare provider shows you the right way to use it.

**Important Information**

- **Do not** remove the prefilled syringe cap until you are ready to inject AVTOZMA.
- **Do not** try to take apart the prefilled syringe at any time.
- **Do not** reuse the same syringe.
- **Do not** shake the prefilled syringe.
- **Do not** use the prefilled syringe if it has been dropped or damaged.

**Storing AVTOZMA**

- Store the unused prefilled syringe in the original carton in a refrigerator between 36°F to 46°F (2°C to 8°C). Do not freeze.
- When removed from the refrigerator, AVTOZMA can be stored up to 3 weeks at or below 77°F (25°C). If not used within the 3 weeks, AVTOZMA should be thrown away (discarded).
- Keep the prefilled syringe out of direct sunlight.
- **Do not** remove the prefilled syringe from its original carton during storage.
- **Do not** leave the prefilled syringe unattended.
- Keep the prefilled syringe out of the reach of children.

Parts of your Prefilled Syringe (See Figure A).

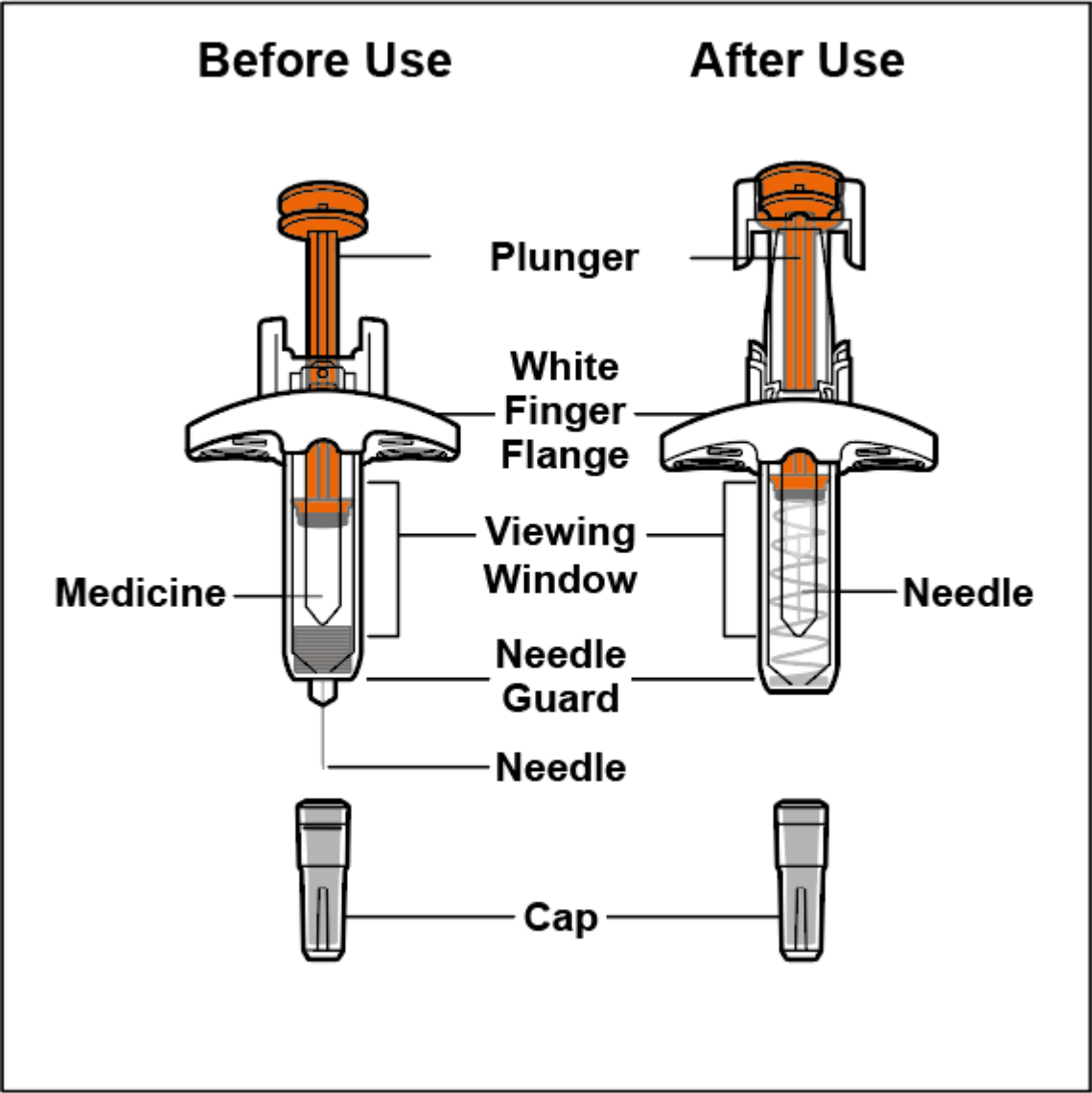


Figure A



## Preparing for the Injection

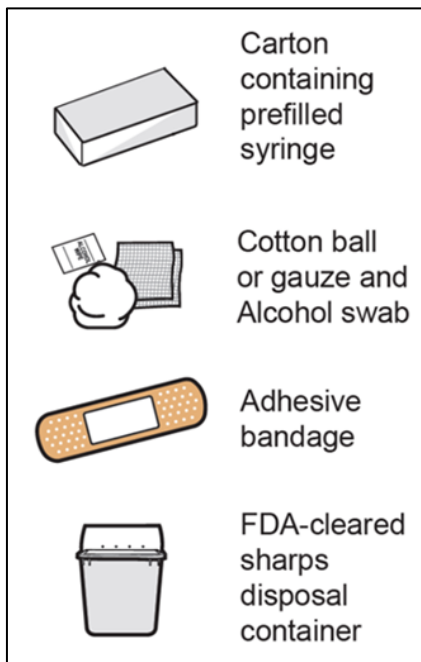


Figure B

### 1. Gather the supplies for the injection.

- Prepare a clean, flat surface, such as a table or countertop, in a well-lit area.
- Take the carton containing the prefilled syringe out of the refrigerator.
- Make sure you have the following supplies (see **Figure B**):
  - Carton containing AVTOZMA prefilled syringe

#### Not included in the carton:

- Cotton ball or gauze
- Adhesive bandage
- FDA-cleared sharps disposal container
- Alcohol swab

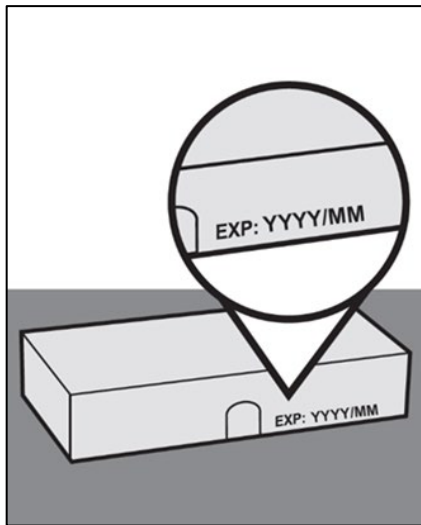


Figure C

### 2. Inspect the carton (see Figure C).

- Look at the carton and make sure you have the correct medicine and dose strength. (AVTOZMA)
  - Check the expiration (EXP) date on the carton to make sure the date has not passed.
- **Do not** use the prefilled syringe if the expiration (EXP) date has passed.
  - **Do not** use the prefilled syringe if the carton looks like it has been opened or damaged if you are opening the carton for the first time and check to make sure that it is properly sealed.

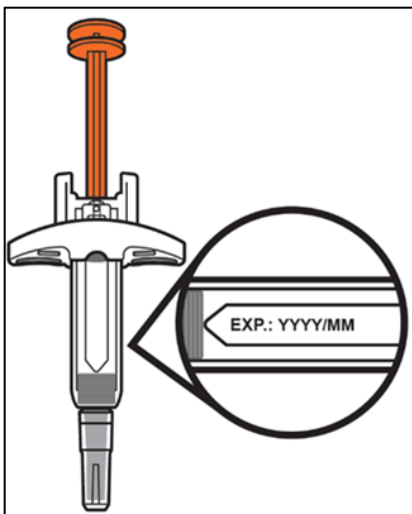


Figure D

### 3. Inspect the Prefilled Syringe.

- a. Open the carton and remove 1 single-dose prefilled syringe from the carton. Return any remaining AVTOZMA prefilled syringes in the carton to the refrigerator.
- b. Check the expiration (EXP) date on the AVTOZMA prefilled syringe (**see Figure D**).
  - **Do not** use the prefilled syringe if the expiration (EXP) date has passed. If the expiration (EXP) date has passed, safely throw away (dispose of) the prefilled syringe in your FDA-cleared sharps disposal container and get a new one.
- c. Check the prefilled syringe to make sure it is not damaged and shows no sign of leakage.
  - **Do not** use the prefilled syringe if it has been dropped, damaged, or has leaked.

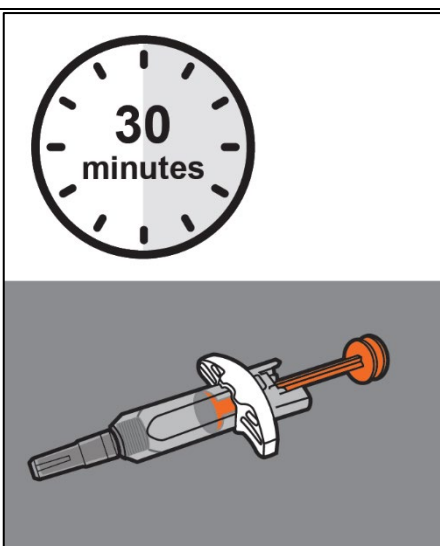


Figure E

### 4. Wait 30 minutes.

- a. Leave the prefilled syringe outside of the carton at room temperature between 68°F to 77°F (20°C to 25°C) for 30 minutes to allow it to warm up (**see Figure E**).
  - **Do not** warm the prefilled syringe using heat sources such as hot water or a microwave.
  - **Do not** leave the prefilled syringe in the direct sunlight.
  - **Do not** remove the cap while allowing your prefilled syringe to reach room temperature.
  - If the prefilled syringe does not reach room temperature, this could cause discomfort and make it hard to push the plunger.

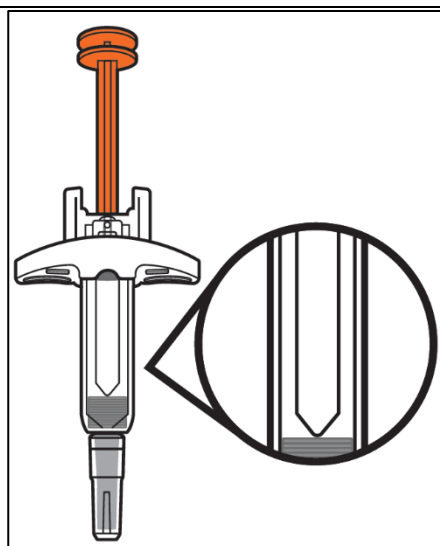


Figure F

### 5. Inspect the medicine.

- a. Hold your AVTOZMA with the cap pointing down.
- b. Look at the medicine and confirm that the liquid is clear, to slightly pearly and colorless to yellow and does not contain any particles or flakes (**see Figure F**).
  - **Do not** use the prefilled syringe if the liquid is discolored, cloudy, or has particles or flakes in it. Safely dispose of the prefilled syringe in a FDA-cleared sharps disposal container and use a new one.
  - Air bubbles are normal.

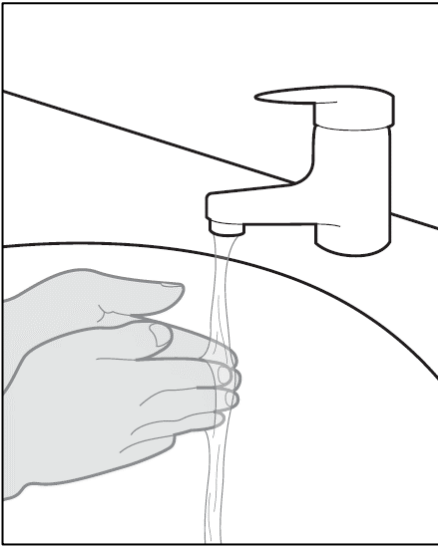


Figure G

**6. Wash your hands.**

- a. Wash your hands with soap and water and dry them thoroughly (see **Figure G**).

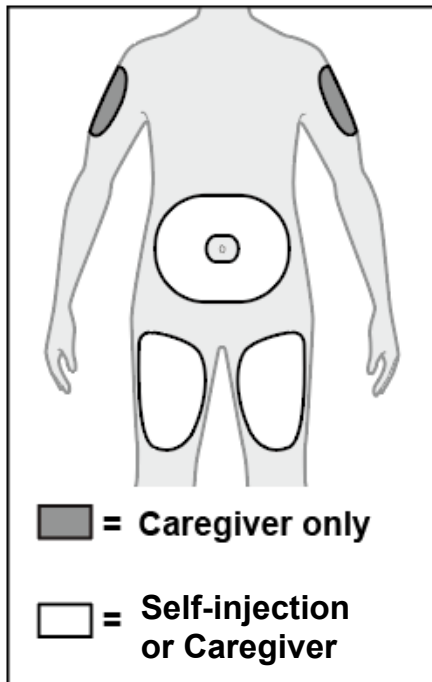


Figure H

**7. Choose an injection site (see Figure H).**

- a. You may inject into
- The front of the thighs
  - The stomach (abdomen), except for the 2 inches (5 cm) around the belly button.
  - The outer area of the upper arm (only if you are a caregiver).
- **Do not** inject into the upper arm by yourself.
  - Choose a different injection site for each new injection at least 1 inch (2.5 cm) from the last area you injected.
  - **Do not** inject into moles, scars, bruises, or areas where the skin is tender, red, hard or not intact.

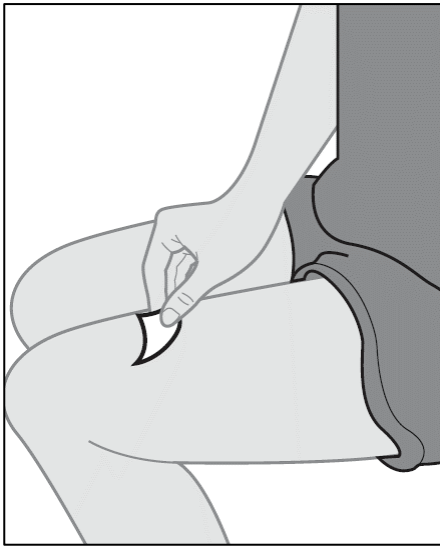


Figure I

## 8. Clean the injection site.

- a. Wipe the injection site with an alcohol swab and let it air dry for about 10 seconds (see **Figure I**). This will reduce the chance of getting an infection.
  - **Do not** touch the injection site again before giving the injection.
  - **Do not** fan or blow on the clean area.

## Giving the Injection

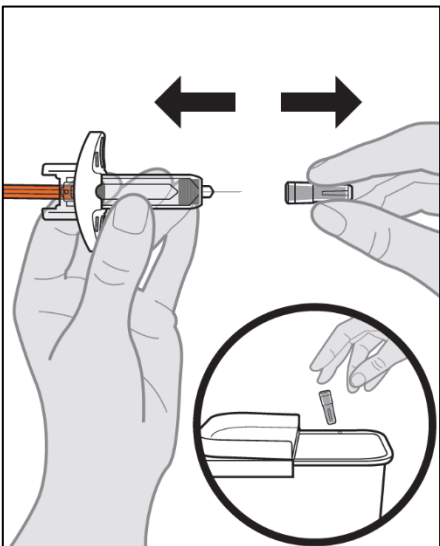


Figure J

## 9. Remove the cap.

- a. Hold the prefilled syringe by the syringe body using 1 hand. Gently pull the cap straight off with the other hand (see **Figure J**).  
 Note: If you cannot remove the cap, you should ask a caregiver for help or contact your healthcare provider.
  - **Do not** hold the plunger while removing the cap.
  - You may see a drop of liquid at the tip of the needle. This is normal.
  - If the prefilled syringe is not used within 5 minutes of needle cap removal, the prefilled syringe should be thrown away (disposed of) in the puncture resistant container or sharps container and a new prefilled syringe should be used.
- b. Throw away (dispose of) the cap right away in your FDA-cleared sharps disposal container (see **step 14** and Throw away (**dispose of**) prefilled syringe and **Figure N**)
  - **Do not** re-cap the prefilled syringe.
  - **Do not** touch the needle shield at the tip of the prefilled syringe to avoid accidental needle stick injury.

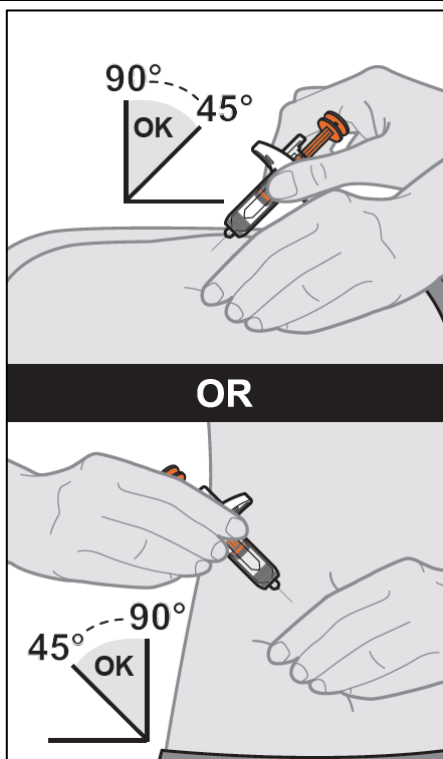


Figure K

#### 10. Insert the prefilled syringe into the injection site.

- a. Gently pinch a fold of skin at the injection site with 1 hand.

Note: Pinching the skin is important to make sure that you inject under the skin (into fatty tissue) but not any deeper (into muscle).

- b. With a quick and “dart-like” motion, insert the Needle completely into the fold of skin at a 45 to 90-degree angle (see **Figure K**).

Note: It is important to use the correct angle to make sure the medicine is delivered under the skin (into fatty tissue), or the injection could be painful, and the medicine may not work.

- **Do not** touch the plunger while inserting the needle into the skin.
- **Do not** pull back on the plunger rod at any time.

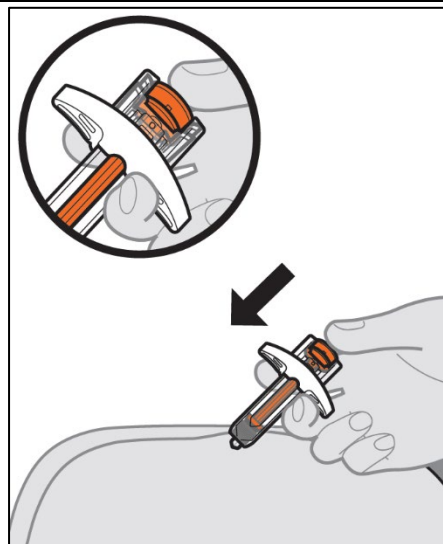


Figure L

#### 11. Give the injection.

- a. After the needle is inserted, release the pinch.
  - b. Slowly push the plunger all the way down until the full dose of medicine gets injected, and the syringe is empty (see **Figure L**).
- **Do not** change the position of the prefilled syringe after the injection has started.
  - If the plunger is not fully pressed, the needle guard will not extend to cover the needle when it is removed.
  - If the needle is not covered, proceed carefully to dispose of the syringe (see step **14. Throw away (dispose of) prefilled syringe.**

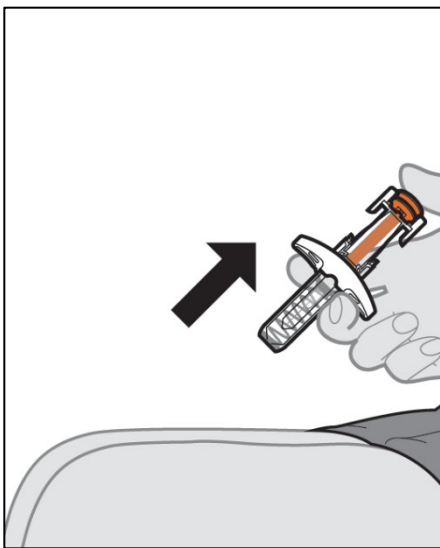


Figure M

## 12. Remove the prefilled syringe from the injection site.

- a. After the prefilled syringe is empty, remove the needle from the injection site and release the plunger until the entire needle is covered by the guard (see **Figure M**).
  - Some bleeding may occur (see step **13. Care for the injection site**).
  - In case of skin contact with medicine, wash the area that touched the medicine with water.
  - **Do not** reuse the prefilled syringe.

## After the Injection

### 13. Care for the injection site.

- a. If a little bleeding occurs, treat the injection site by gently pressing, not rubbing, a cotton ball or gauze to the site and apply an adhesive bandage if needed.
  - **Do not** rub the injection site.



Figure N

## 14. Throw away (dispose of) the prefilled syringe.

- a. Put the used prefilled syringe and other supplies in your FDA-cleared sharps disposal container right away after use (see **Figure N**).

Note: If your injection is given by another person, this person must also be careful when removing the prefilled syringe and disposing of it to prevent accidental needle stick injury and passing infection.

- **Do not** re-use the prefilled syringe.
- **Do not** put the cap back onto the prefilled syringe.
- **Do not** throw away (dispose of) your used sharps disposal container in your household trash.
- **Do not** recycle your used sharps disposal container.
- Keep the AVTOZMA prefilled syringe and disposal container out of the reach of children.

If you do not have an FDA-cleared sharps disposal container, you may use a household container that is:

- made of a heavy-duty plastic
- can be closed with a tight-fitting, puncture-resistant lid, without sharps being able to come out
- upright stable during use
- leak-resistant
- properly labeled to warn of hazardous waste inside the container

When your sharps disposal container is almost full, you will need to follow your community guidelines for the right way to dispose of your sharps disposal container. There may be state or local laws about how you should dispose of used prefilled syringes. For more information about the safe sharps disposal, and for specific information about sharps disposal in the state that you live in, go to the FDA's website at: <http://www.fda.gov/safesharpsdisposal>.

## 15. Record your injection.



**a.** Write the date, time, and specific part of your body where you injected yourself.

This Instructions for Use has been approved by the U.S. Food and Drug Administration.  
Issued: 1/2025

Manufactured by: CELLTRION, Inc., 23, Academy-ro, Yeonsu-gu, Incheon, 22014, Republic of Korea  
US License Number 1996

Distributed by: CELLTRION USA, Inc., One Evertrust Plaza Suite 1207, Jersey City, NJ 07302

**Instructions for Use**  
**AVTOZMA® (AV-TOZE'-MAH)**  
**(tocilizumab-xxxx)**  
**Injection, For Subcutaneous Use**  
**Single-dose Prefilled Autoinjector**

Read and follow the Instructions for Use that come with your AVTOZMA prefilled autoinjector before you start using it and each time you get a refill. There may be new information. Before you use AVTOZMA, make sure your healthcare provider shows you the right way to use it.

**Important Information**

- **Do not** remove the prefilled autoinjector cap until you are ready to inject AVTOZMA.
- **Do not** try to take apart the prefilled autoinjector at any time.
- **Do not** reuse the same prefilled autoinjector.
- **Do not** inject through clothing.
- **Do not** use the prefilled autoinjector if it has been dropped or damaged.

**Storing AVTOZMA**

- Store the unused prefilled autoinjector in the original carton in a refrigerator between 36°F to 46°F (2°C to 8°C). **Do not** freeze.
- When removed from the refrigerator, AVTOZMA can be stored up to 3 weeks at or below 77°F (25°C). If not used within the 3 weeks, AVTOZMA should be thrown away (discarded).
- Keep the prefilled autoinjector out of direct sunlight.
- **Do not** remove the prefilled autoinjector from its original carton during storage.
- **Do not** leave the prefilled autoinjector unattended.
- Keep the prefilled autoinjector out of the reach of children.

Parts of your AVTOZMA prefilled autoinjector (See Figure A).

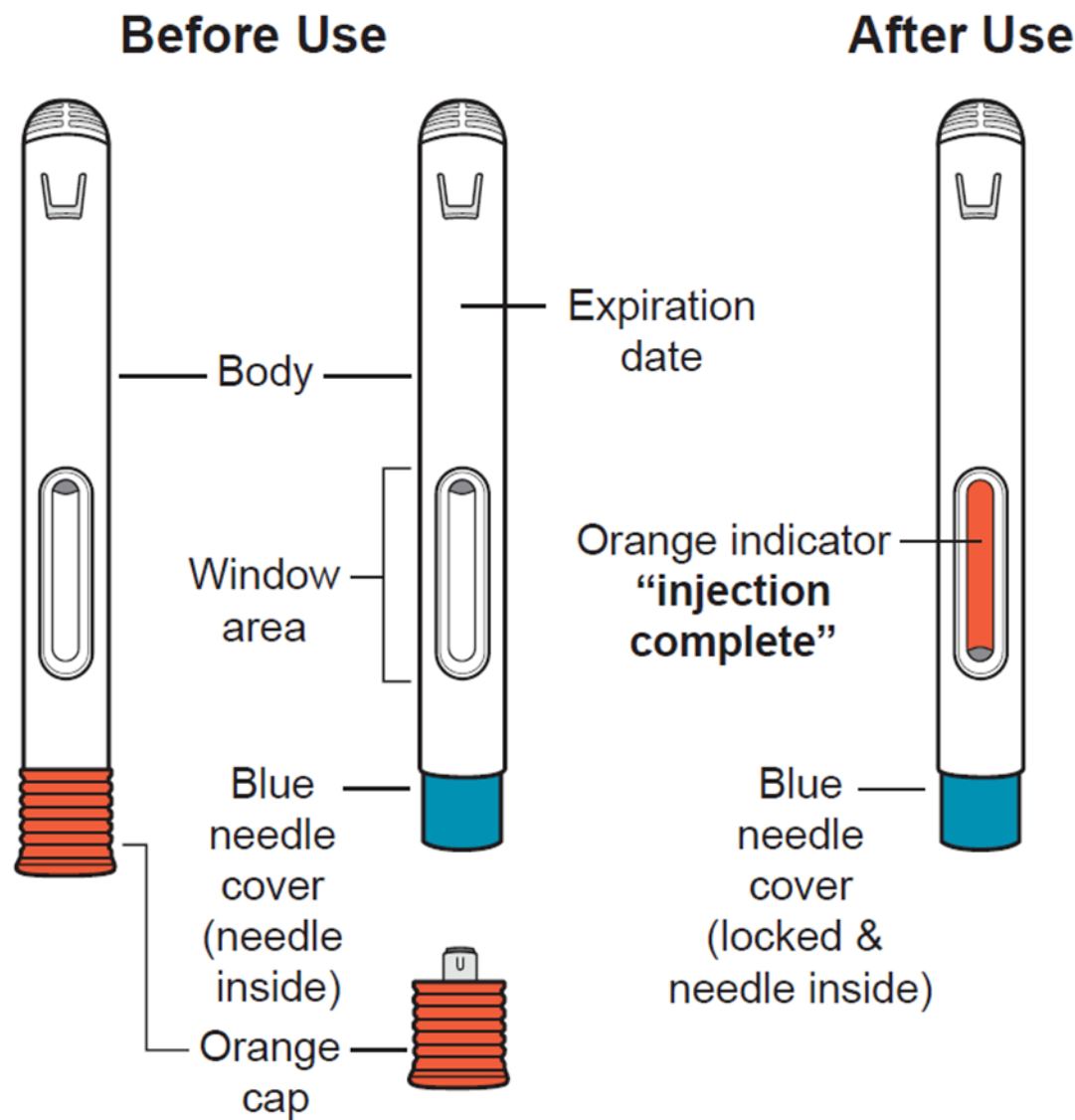


Figure A

## Preparing for the Injection

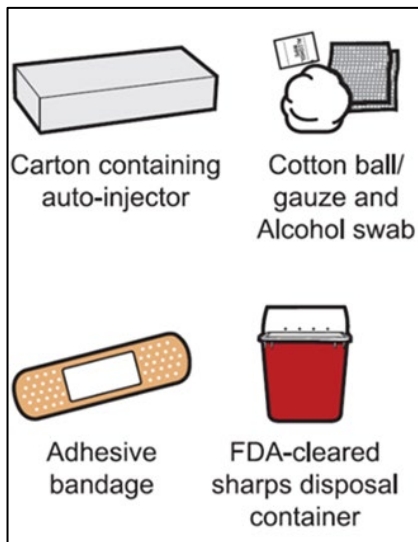


Figure B

### 1. Gather the supplies for the injection.

- Prepare a clean, flat surface, such as a table or countertop, in a well-lit area.
- Take the carton containing the prefilled autoinjector out of the refrigerator.
- Make sure you have the following supplies (see Figure B):
  - Carton containing AVTOZMA prefilled autoinjector

#### Not included in the carton:

- Cotton ball or gauze
- Adhesive bandage
- FDA-cleared Sharps disposal container
- Alcohol swab

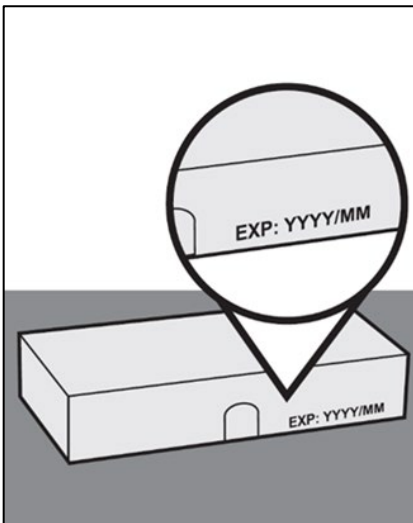


Figure C

### 2. Inspect the carton (see Figure C).

- Look at the carton and make sure you have the correct medicine and dose strength. (AVTOZMA)
- Check the expiration (EXP) date on the carton to make sure the date has not passed.
  - **Do not** use the prefilled autoinjector if the expiration (EXP) date has passed.
  - If you are opening the carton for the first time, check to make sure that it is properly sealed.
  - **Do not** use the prefilled autoinjector if the carton looks like it has been opened or damaged.

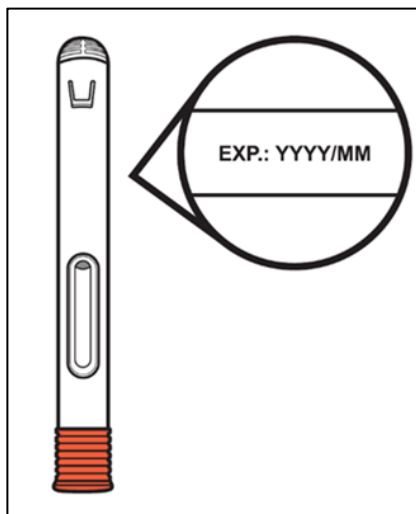


Figure D

### 3. Inspect the Prefilled autoinjector.

- a. Open the carton and remove one single-dose prefilled autoinjector from the carton. Return any remaining AVTOZMA prefilled autoinjectors in the box to the refrigerator.
- b. Check the expiration (EXP) date on the AVTOZMA prefilled autoinjector (see Figure D).
  - **Do not** use the prefilled autoinjector if the expiration (EXP) date has passed. If the expiration (EXP) date has passed, safely throw away (dispose of) the prefilled autoinjector in your sharps disposal container and get a new one.
- c. Check the prefilled autoinjector to make sure it is not damaged and shows no sign of leakage.
  - **Do not** use the prefilled autoinjector if it has been dropped, damaged, or has leaked.

Note: A small gap between the orange cap and injector body is normal.

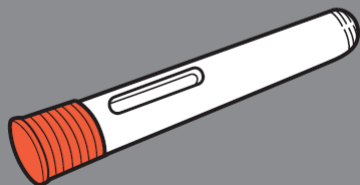


Figure E

### 4. Wait 45 minutes.

- a. Leave the prefilled autoinjector outside of the carton at room temperature between 68°F to 77°F (20°C to 25°C) for 45 minutes to allow it to warm up (see Figure E).
  - **Do not** warm the prefilled autoinjector using heat sources such as hot water or a microwave.
  - **Do not** leave the prefilled autoinjector in the direct sunlight.
  - **Do not** remove the cap while allowing your prefilled autoinjector to reach room temperature.
  - If the prefilled autoinjector does not reach room temperature, this could cause discomfort.

### 5. Inspect the medicine.

- a. Hold your AVTOZMA with the cap pointing down.
- b. Look at the medicine and confirm that the liquid is clear, to slightly pearly and colorless to yellow and does not contain any particles or flakes (see Figure F).
  - **Do not** use the prefilled autoinjector if the liquid is discolored, cloudy, or has particles or flakes in it. Safely dispose of the prefilled autoinjector in a FDA-cleared sharps disposal container and use a new one.
  - Air bubbles are normal.

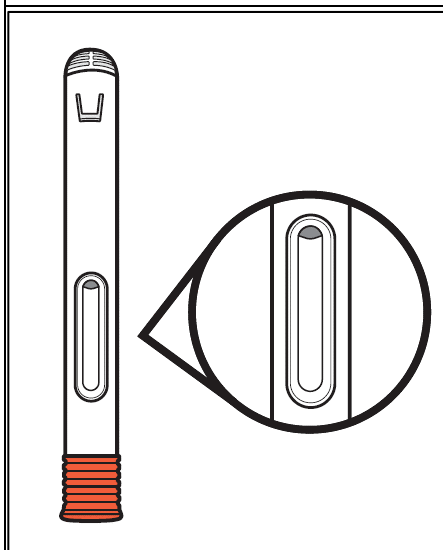


Figure F

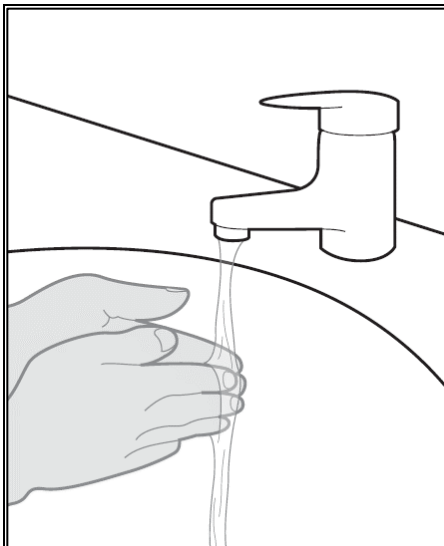


Figure G

**6. Wash your hands.**

- a. Wash your hands with soap and water and dry them thoroughly (see **Figure G**).

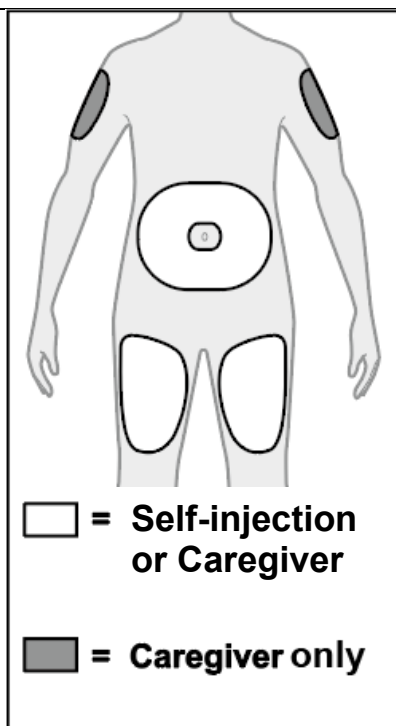


Figure H

**7. Choose an injection site (see Figure H).**

- a. You may inject into
  - The front of the thighs
  - The stomach (abdomen), except for the 2 inches (5 cm) around the belly button.
  - The outer area of the upper arm (only if you are a caregiver).
- **Do not** inject into the upper arm by yourself.
- Choose a different injection site for each new injection at least 1 inch (2.5 cm) from the last area you injected.
- **Do not** inject into moles, scars, bruises, or areas where the skin is tender, red, hard or not intact.

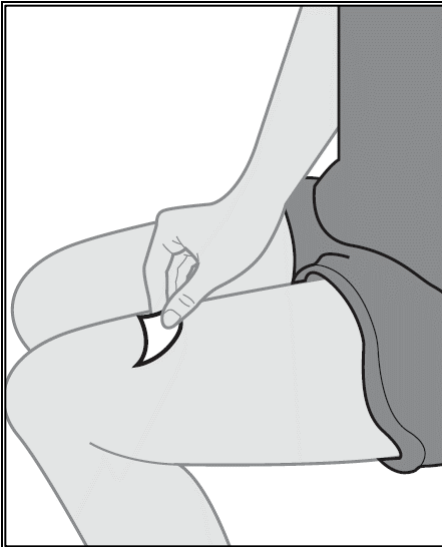


Figure I

## 8. Clean the injection site.

- a. Wipe the injection site with an alcohol swab and let it air dry (see **Figure I**). This will reduce the chance of getting an infection.
  - **Do not** touch the injection site again before giving the injection.
  - **Do not** fan or blow on the clean area.

## Giving the Injection

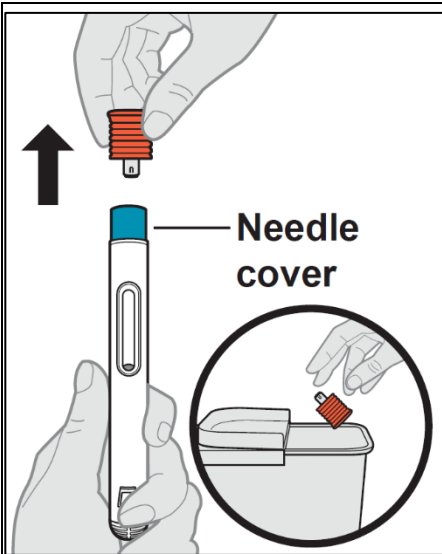


Figure J

## 9. Remove the cap.

- a. Hold the prefilled autoinjector by the injector body with the cap on top using 1 hand.  
Gently pull the cap straight off with the other hand (see **Figure J**).  
Note: If you cannot remove the cap, you should ask a caregiver for help or contact your healthcare provider.
- b. Throw away (dispose of) the cap right away in your FDA-cleared sharps disposal container (see **step 14** and **Figure O**)
  - **Do not** re-cap the prefilled autoinjector.
  - **Do not** touch the needle shield at the tip of the prefilled autoinjector to avoid accidental needle stick injury.
  - After you remove the cap, the prefilled autoinjector is ready for use. If the prefilled autoinjector is not used within 3 minutes of cap removal, throw away the prefilled autoinjector in a FDA-cleared sharps disposal container and use a new prefilled autoinjector.



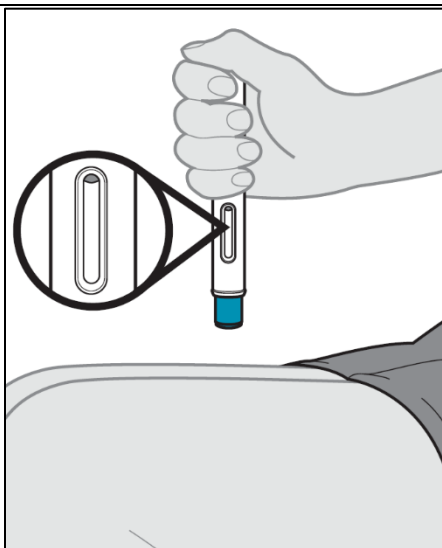


Figure K

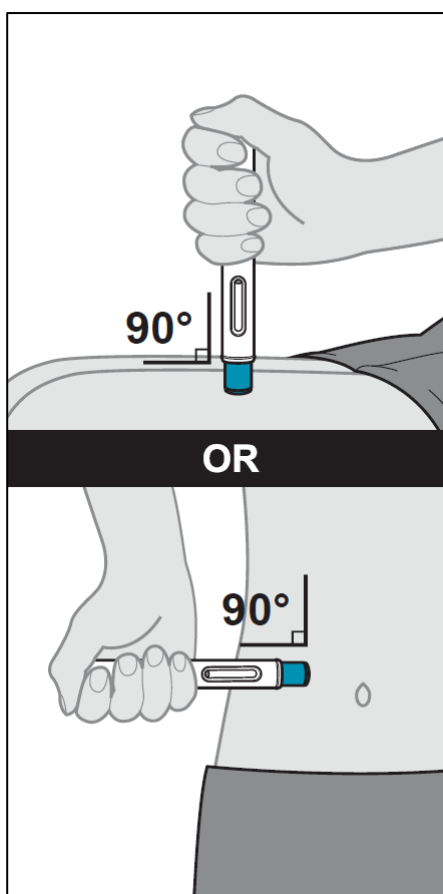


Figure L

**10. Place the prefilled autoinjector on the injection site.**

- a. Hold the prefilled autoinjector comfortably in 1 hand so that you can see the window (see **Figure K**).
- b. Without pinching or stretching the skin, place the prefilled autoinjector against the skin at a 90-degree angle (see **Figure L**).

Note: It is important to use the correct angle to make sure the medicine is delivered under the skin (into fatty tissue), or the injection could be painful, and the medicine may not work

- **Do not** inject into muscle or a blood vessel.

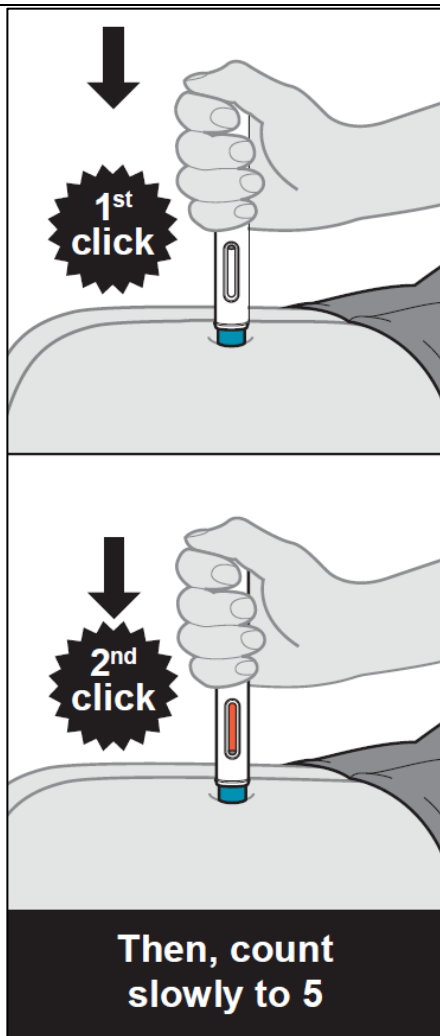


Figure M

#### 11. Give the injection.

- a. Firmly press the prefilled autoinjector into the skin to begin the injection.
- b. When the injection starts you will hear the 1st “click” and the orange indicator will begin to fill the window (see **Figure M**).
- c. Keep holding the prefilled autoinjector firmly against the skin and listen for the 2<sup>nd</sup> “click”.
- d. After you hear the 2<sup>nd</sup> “click”, continue to hold the prefilled autoinjector firmly against the skin and **count slowly to 5** to make sure you inject the full dose (see **Figure M**).
- e. Watch the orange indicator until it stops moving and has reached the end of the window to be sure the full dose of medicine is injected.

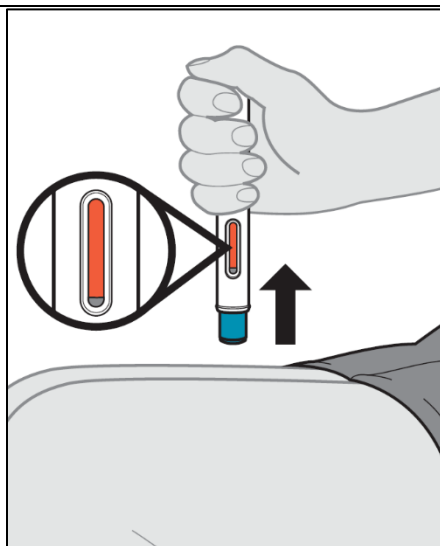


Figure N

#### 12. Remove the prefilled autoinjector from the injection site.

- a. When the orange indicator has stopped moving, lift the prefilled autoinjector straight off of the injection site at a 90-degree angle to remove the needle from the skin.
- The needle cover will automatically move out and lock into place covering the needle (see **Figure N**).

Note: If the window has not turned completely orange or if the medicine is still injecting, this means you have not received a full dose. Carefully place the prefilled autoinjector into the FDA-cleared sharps disposal container and call your healthcare provider immediately.

- **Do not** touch the needle cover of the prefilled autoinjector.
- **Do not** try to re-use the prefilled autoinjector.
- **Do not** repeat the injection with another prefilled autoinjector.

## After the Injection

### 13. Care for the injection site.

- a. If a little bleeding occurs, treat the injection site by gently pressing, not rubbing, a cotton ball or gauze to the site and apply an adhesive bandage if needed.
  - **Do not** rub the injection site



Figure O

### 14. Dispose of AVTOZMA.

- a. Put the used prefilled autoinjector and other supplies in your FDA-cleared sharps disposal container right away after use (see **Figure O**).

Note: If your injection is given by another person, this person must also be careful when removing the prefilled autoinjector and disposing of it to prevent accidental needle stick injury and passing infection.

- **Do not** re-use the prefilled autoinjector.
- **Do not** put the cap back onto the prefilled autoinjector.
- **Do not** dispose of your used sharps disposal container in your household trash.
- **Do not** recycle your used sharps disposal container.
- Keep the AVTOZMA prefilled autoinjector and disposal container out of the reach of children.

If you do not have an FDA-cleared sharps disposal container, you may use a household container that is:

- made of a heavy-duty plastic
- can be closed with a tight-fitting, puncture-resistant lid, without sharps being able to come out
- upright stable during use
- leak-resistant
- properly labeled to warn of hazardous waste inside the container

When your sharps disposal container is almost full, you will need to follow your community guidelines for the right way to dispose of your sharps disposal container. There may be state or local laws about how you should dispose of used autoinjectors. For more information about the safe sharps disposal, and for specific information about sharps disposal in the state that you live in, go to the FDA's website at: <http://www.fda.gov/safesharpsdisposal>.

### 15. Record your injection.

- a. Write the date, time, and specific part of your body where you injected yourself.

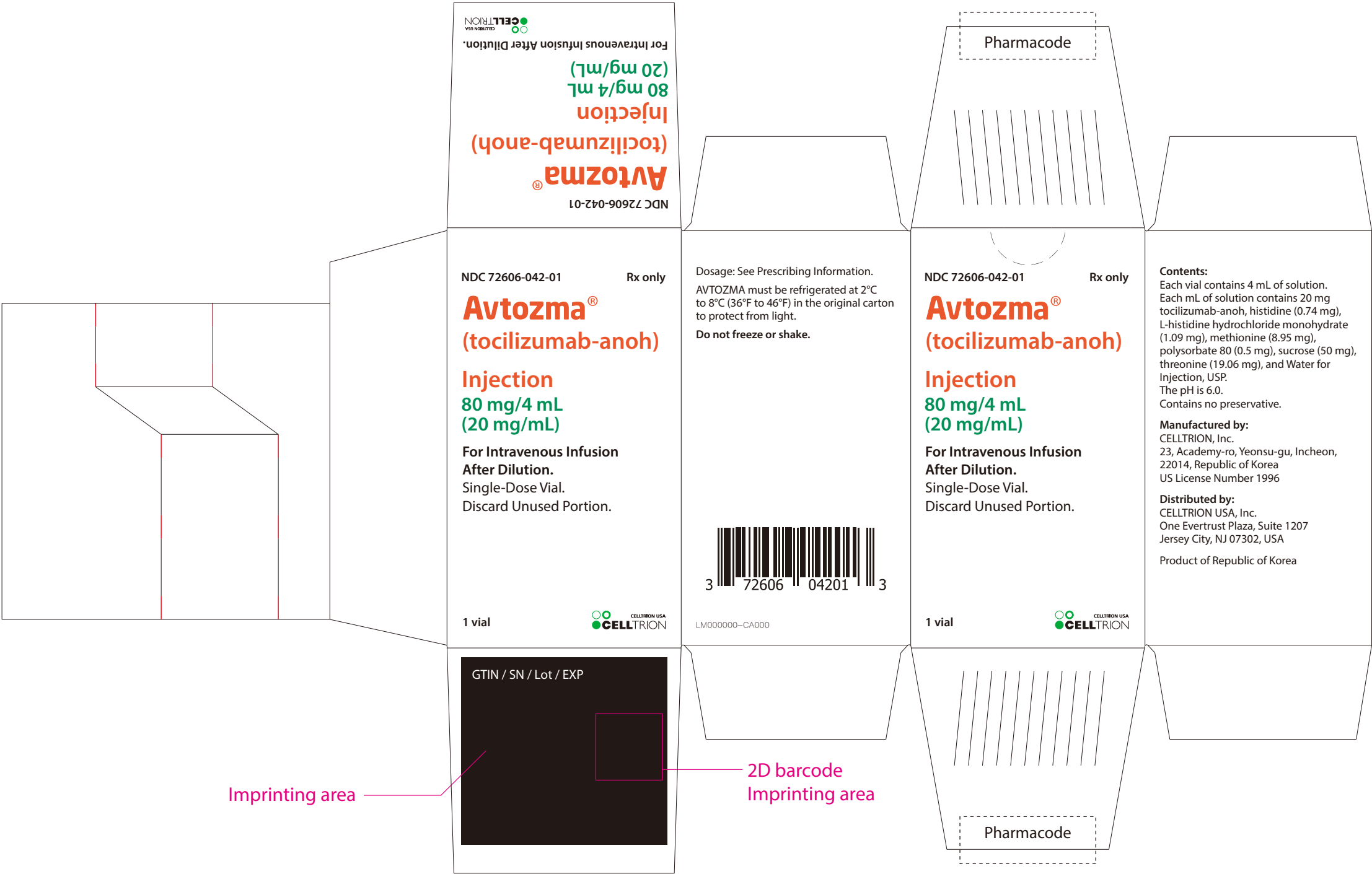
This Instructions for Use has been approved by the U.S. Food and Drug Administration.  
Issued: 1/2025

Manufactured by: CELLTRION, Inc., 23, Academy-ro, Yeonsu-gu, Incheon, 22014, Republic of Korea  
US License Number 1996





Distributed by: CELLTRION USA, Inc., One Evertrust Plaza Suite 1207, Jersey City, NJ 07302

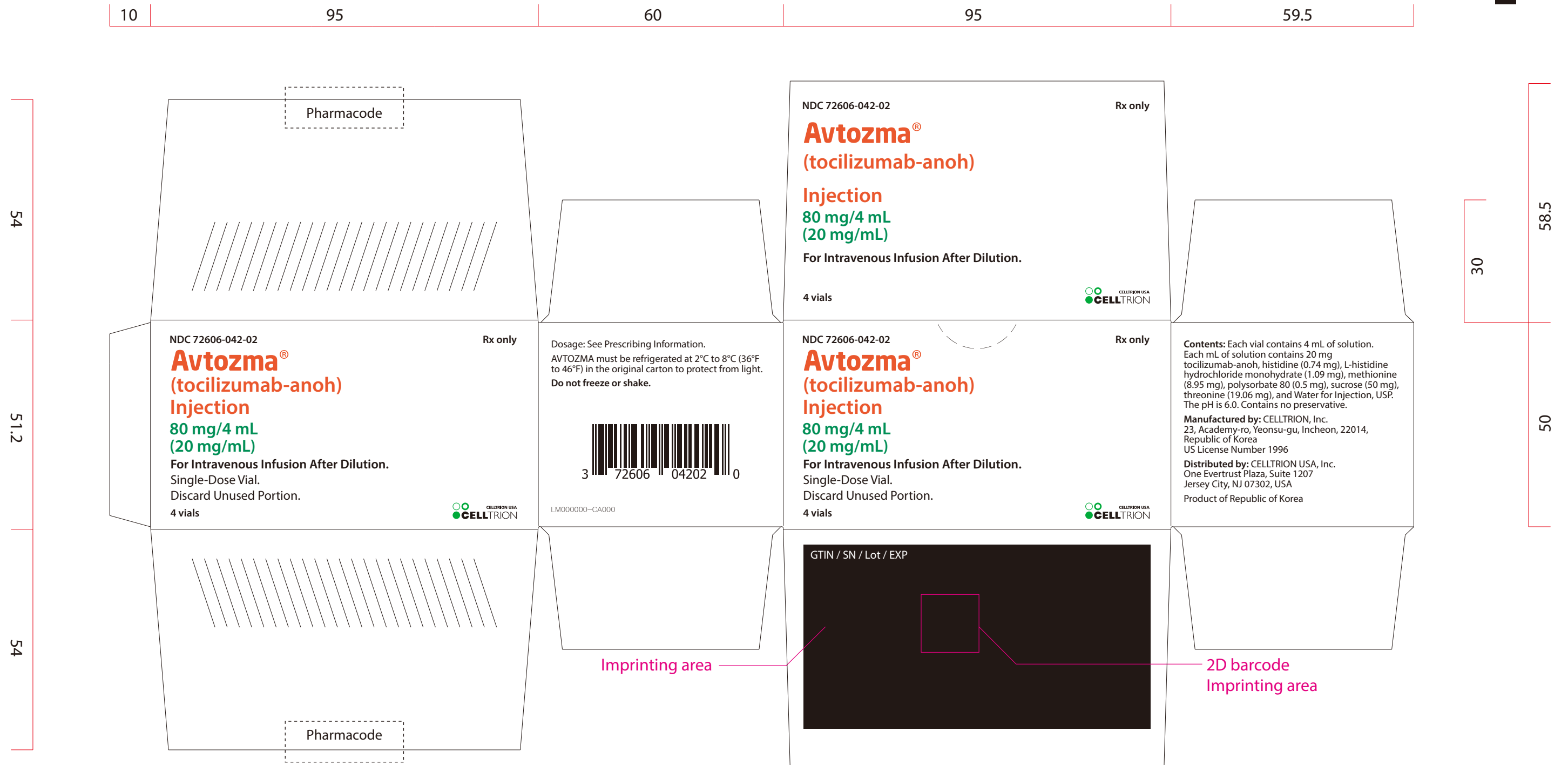
20	25	25	25	50	49	50	48.4
----	----	----	----	----	----	----	------

- Pantone 361 C
- Pantone 171 C
- Pantone 340 C
- Black



CT-P47 Avtozma 80 mg Carton (US)

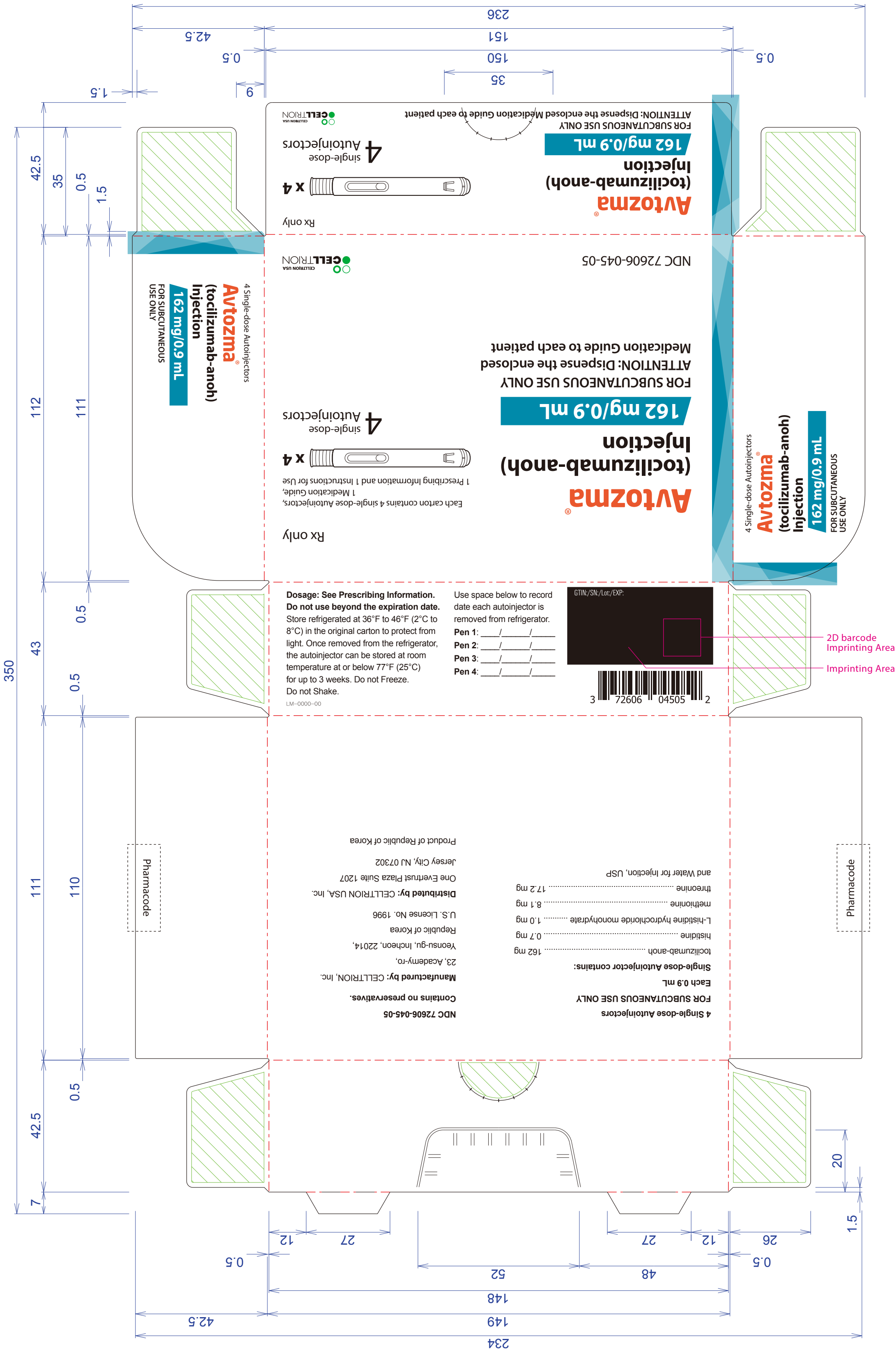
 Pantone 361 C  
 Pantone 171 C  
 Pantone 340 C  
 Black



CT-P47 Avtozma 80 mg Multi pack - 4vials (US)



- Pantone 361 C
- Pantone 171 C
- Pantone 632 C
- Black

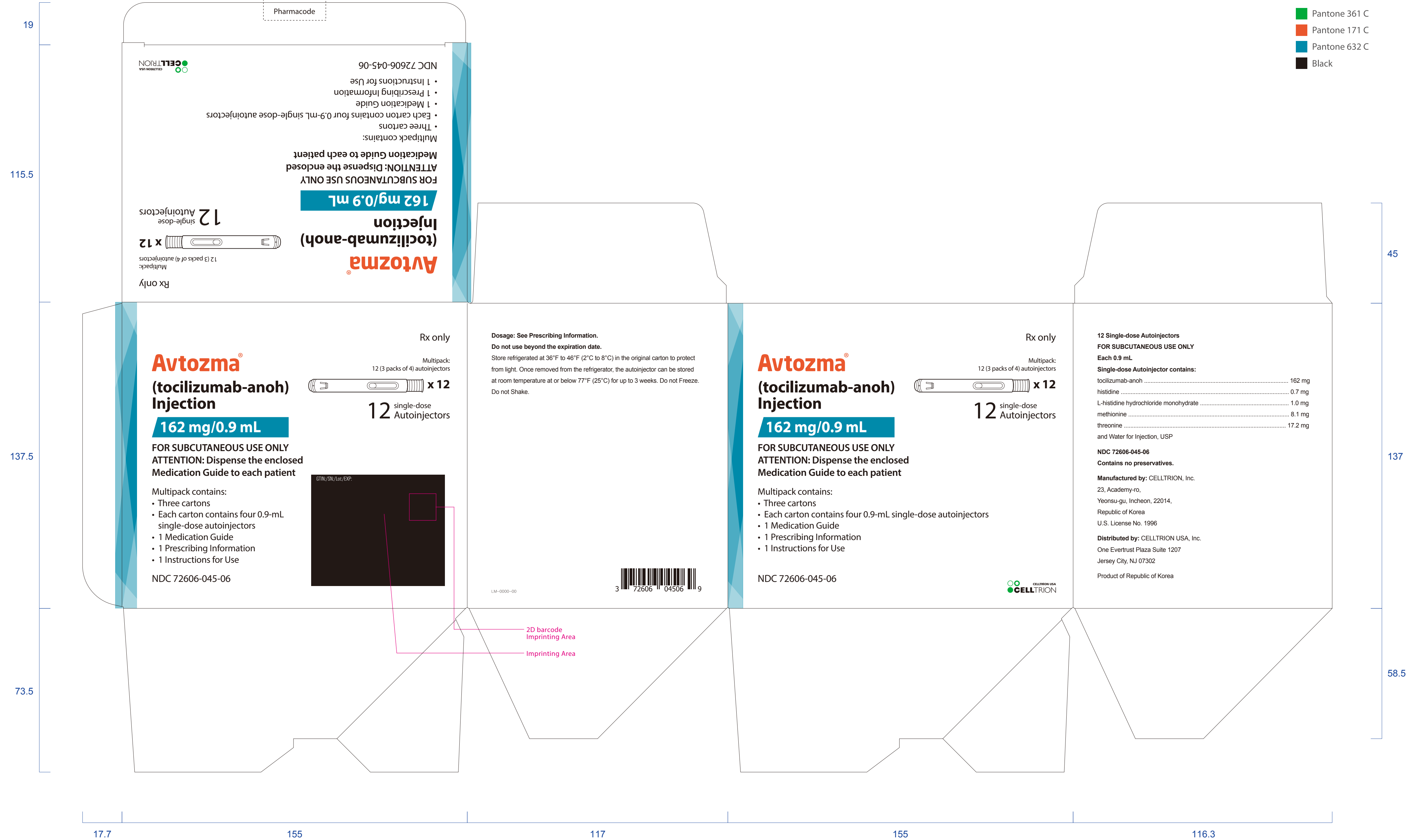


CT-P47 Avtozma 162 mg AI 4 Pack Carton (US)






Reference ID: 5517719



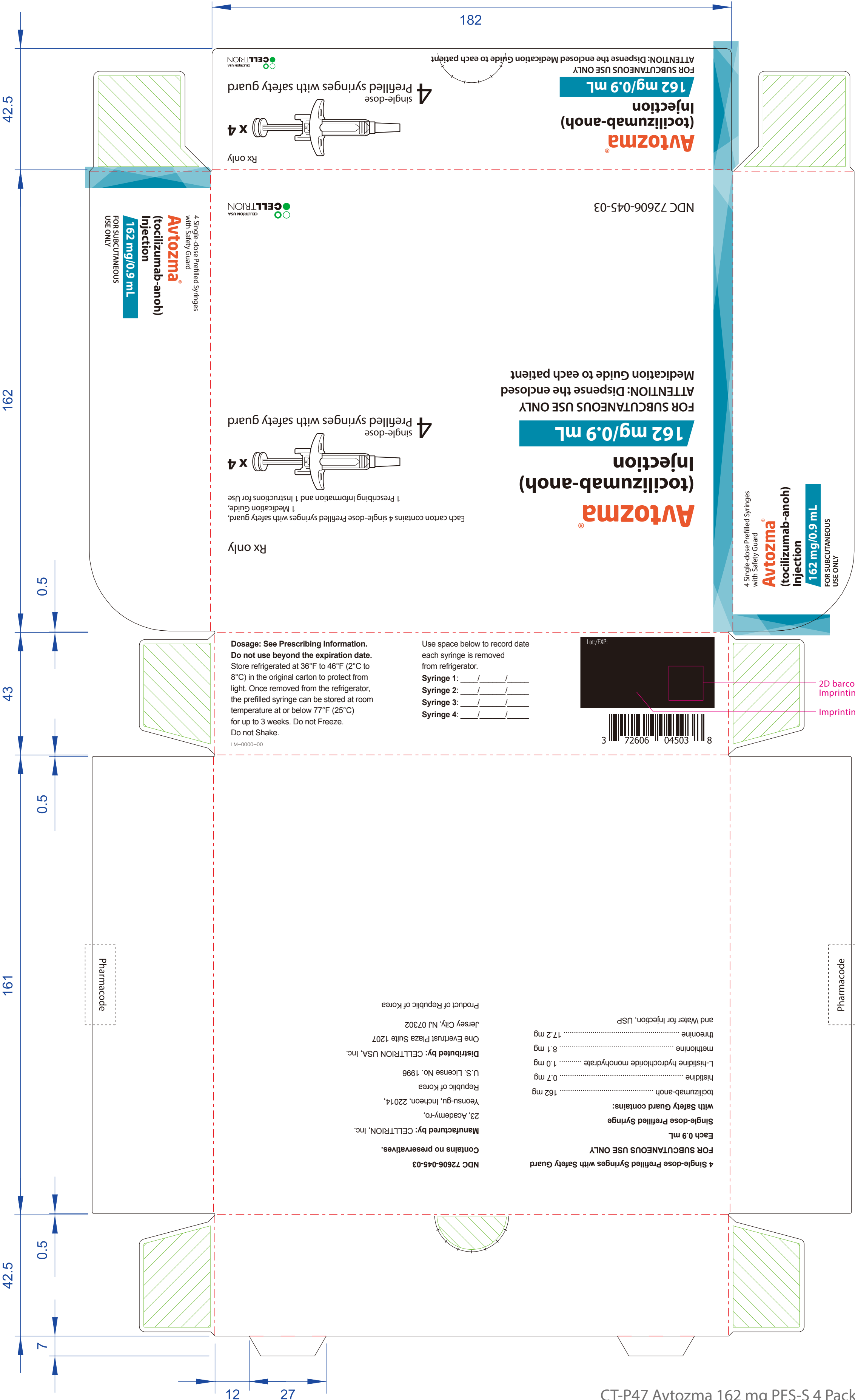
CT-P47 Avtozma 162 mg AI 12 Pack Outer Carton (US)

- Pantone 361 C
- Pantone 171 C
- Pantone 632 C
- Black



CT-P47 Avtozma 162 mg PFS-S 1 Pack Carton (US)

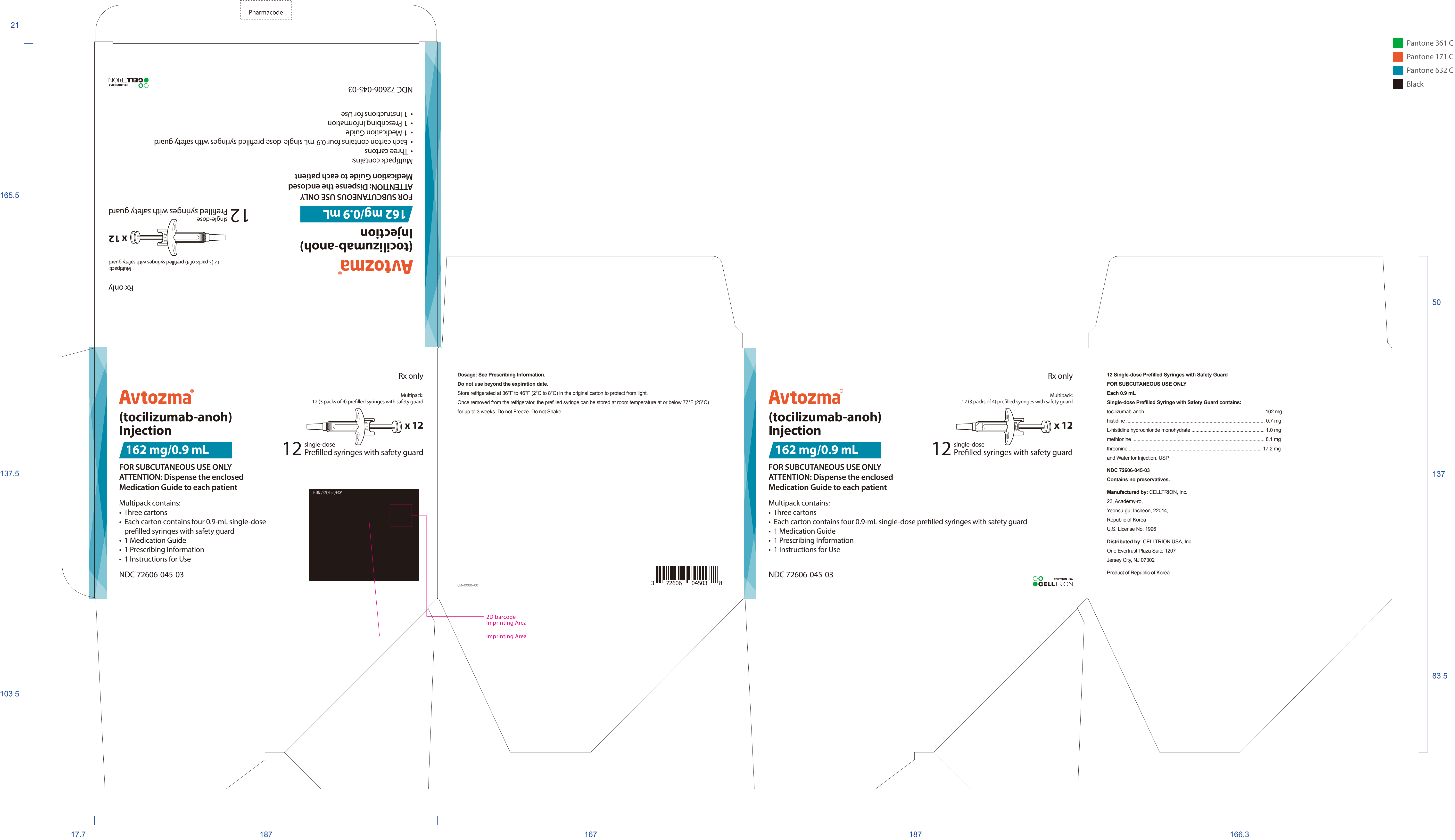




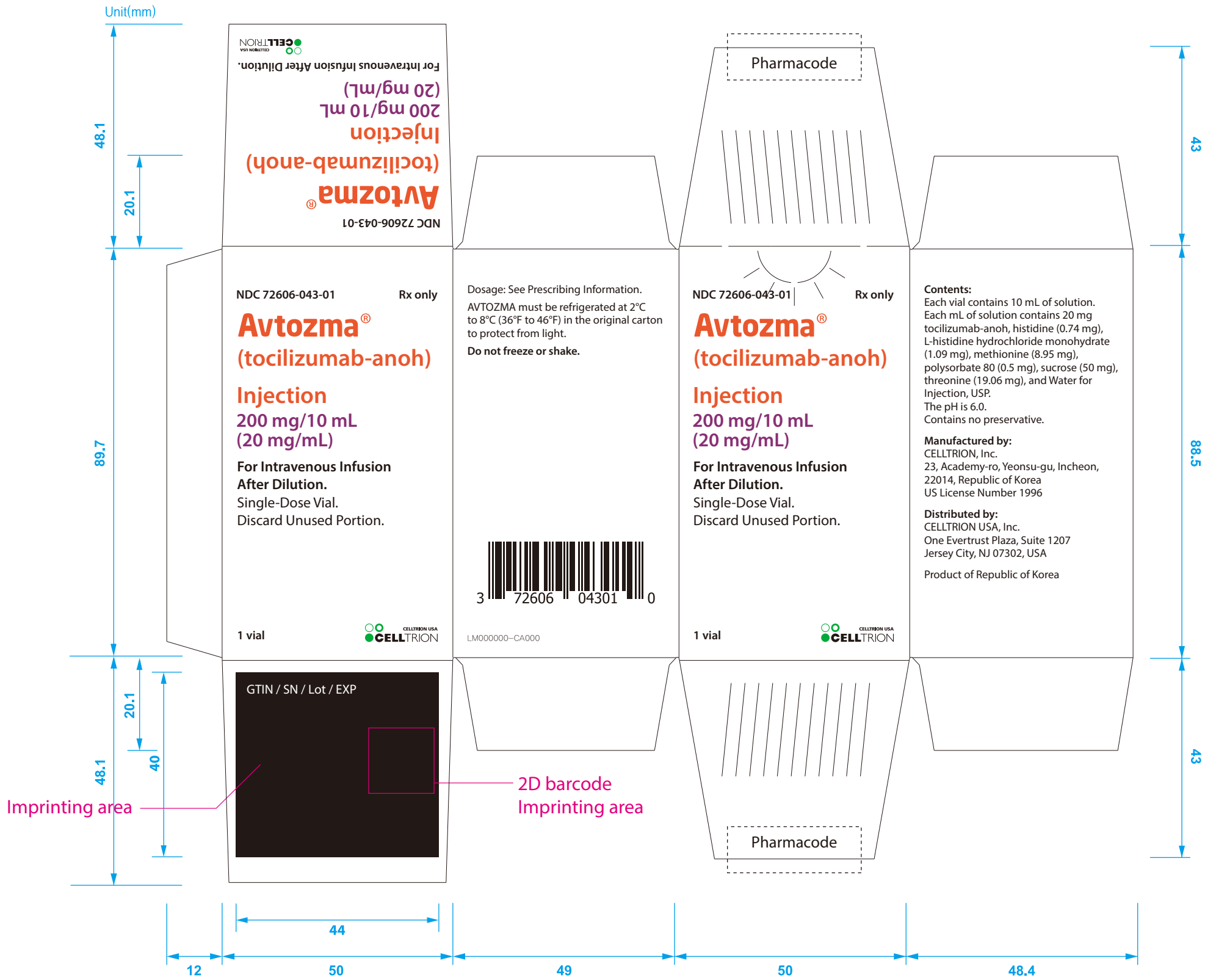
- Pantone 361 C
- Pantone 171 C
- Pantone 632 C
- Black

CT-P47 Avtozma 162 mg PFS-S 4 Pack Inner Carton (US)





- Pantone 361 C
- Pantone 171 C
- Pantone 7656 C
- Black



CT-P47 Avtozma 200 mg Carton (US)

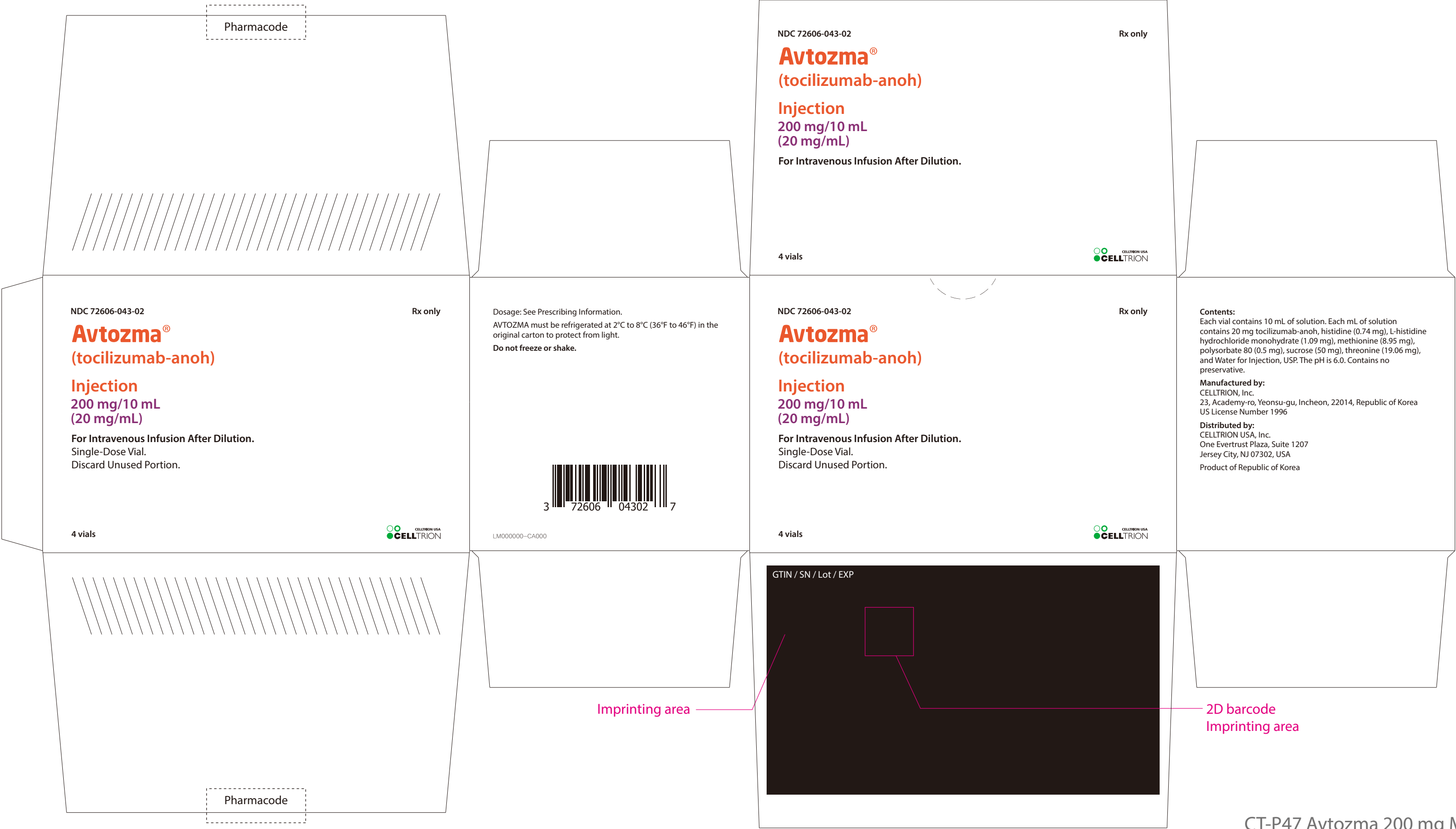






- Pantone 361 C
- Pantone 171 C
- Pantone 7656 C
- Black

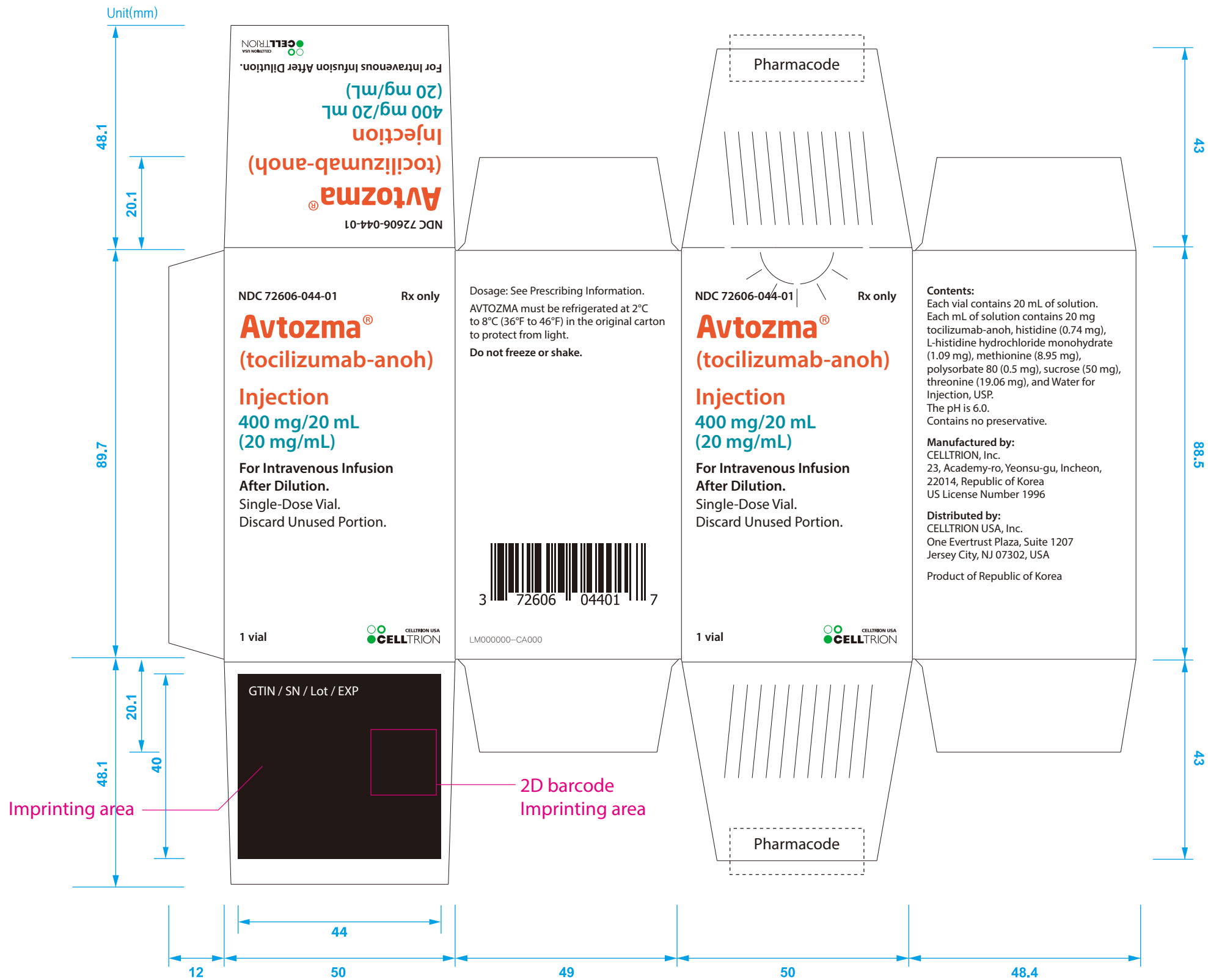
76

81.2

76



-  Pantone 361 C
-  Pantone 171 C
-  Pantone 7711 C
-  Black



CT-P47 Avtozma 400 mg Carton (US)

- Pantone 361 C
- Pantone 171 C
- Pantone 7711 C
- Black

76

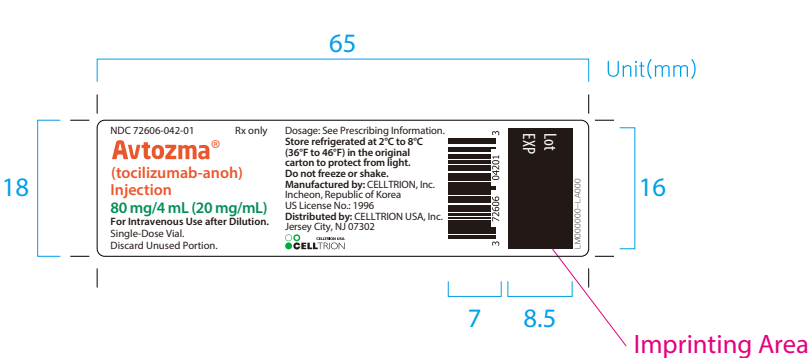
81.2

76



CT-P47 Avtozma 400 mg Multi pack - 4vials (US)

- Pantone 361 C
- Pantone 171 C
- Pantone 340 C
- Black



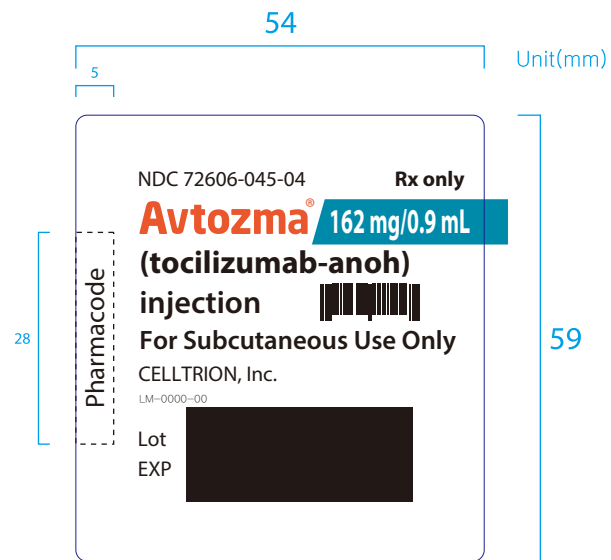
CT-P47 Avtozma 80 mg Vial (US)

 Pantone 171 C

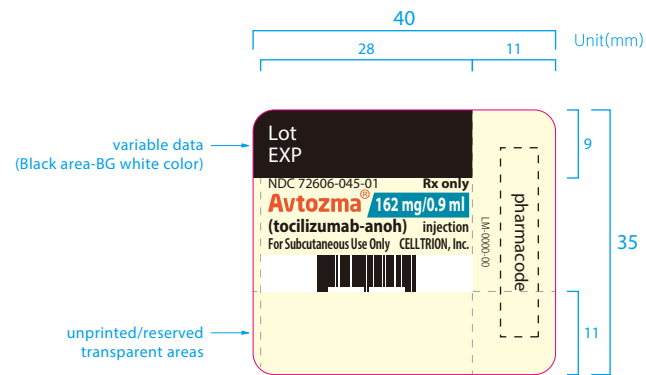
 Pantone 632 C

 Black

 Die-cut



CT-P47 Avtozma 162 mg AI 1 Pack Label (US)

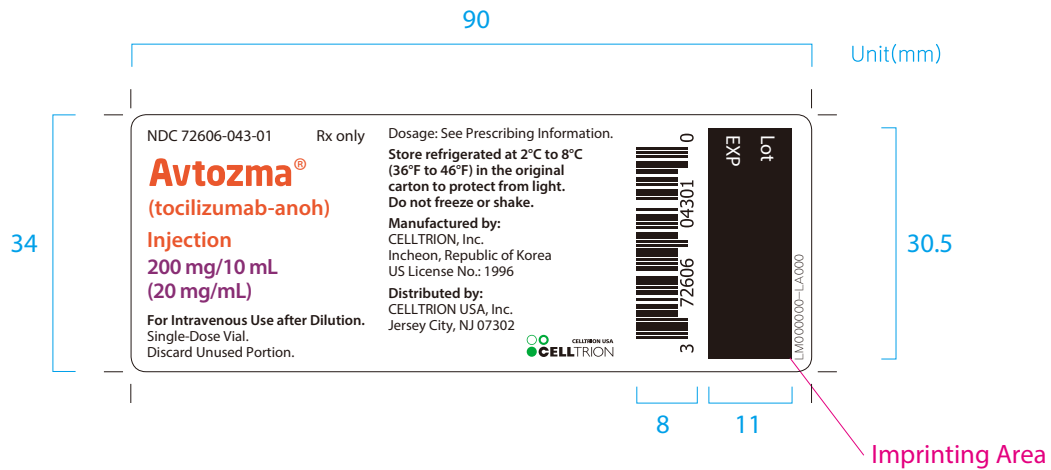


- Pantone 171 C
- Pantone 632 C
- Black

Die-cut



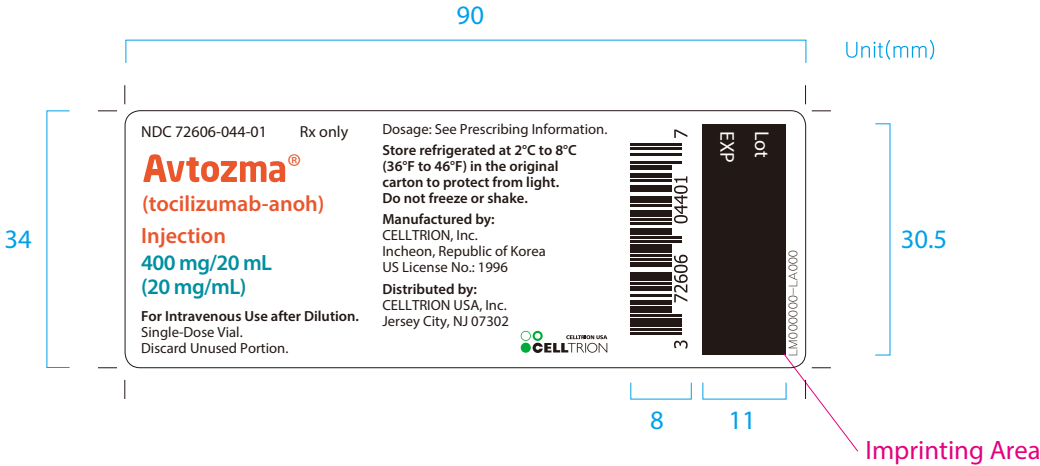
CT-P47 Avtozma 162 mg PFS-S 1 Pack Label (US)



CT-P47 Avtozma 200 mg Vial (US)



- Pantone 361 C
- Pantone 171 C
- Pantone 7711 C
- Black



CT-P47 Avtozma 400 mg Vial (US)

## HIGHLIGHTS OF PRESCRIBING INFORMATION

These highlights do not include all the information needed to use TOCILIZUMAB-ANOH safely and effectively. See full prescribing information for TOCILIZUMAB-ANOH.

### TOCILIZUMAB -ANOH injection, for intravenous or subcutaneous use Initial U.S. Approval: 2025

Tocilizumab-anoh is biosimilar\* to ACTEMRA (tocilizumab).

#### WARNING: RISK OF SERIOUS INFECTIONS

See full prescribing information for complete boxed warning.

- Serious infections leading to hospitalization or death including tuberculosis (TB), bacterial, invasive fungal, viral, and other opportunistic infections have occurred in patients receiving tocilizumab products. (5.1)
- If a serious infection develops, interrupt Tocilizumab-anoh until the infection is controlled. (5.1)
- Perform test for latent TB (except patients with COVID-19); if positive, start treatment for TB prior to starting Tocilizumab-anoh. (5.1)
- Monitor all patients for active TB during treatment, even if initial latent TB test is negative. (5.1)

#### INDICATIONS AND USAGE

Tocilizumab-anoh is an interleukin-6 (IL-6) receptor antagonist indicated for treatment of:

##### Rheumatoid Arthritis (RA) (1.1)

- Adult patients with moderately to severely active rheumatoid arthritis who have had an inadequate response to one or more Disease-Modifying Anti-Rheumatic Drugs (DMARDs).

##### Giant Cell Arteritis (GCA) (1.2)

- Adult patients with giant cell arteritis.

##### Polyarticular Juvenile Idiopathic Arthritis (PJIA) (1.3)

- Patients 2 years of age and older with active polyarticular juvenile idiopathic arthritis.

##### Systemic Juvenile Idiopathic Arthritis (SJIA) (1.4)

- Patients 2 years of age and older with active systemic juvenile idiopathic arthritis.

##### Coronavirus Disease 2019 (COVID-19) (1.5)

- Hospitalized adult patients with coronavirus disease 2019 (COVID-19) who are receiving systemic corticosteroids and require supplemental oxygen, non-invasive or invasive mechanical ventilation, or extracorporeal membrane oxygenation (ECMO).

#### DOSAGE AND ADMINISTRATION

For RA, PJIA and SJIA, Tocilizumab-anoh may be used alone or in combination with methotrexate; and in RA, other non-biologic DMARDs may be used. (2)

##### General Administration and Dosing Information (2.1)

- RA, GCA, PJIA and SJIA – It is recommended that Tocilizumab-anoh not be initiated in patients with an absolute neutrophil count (ANC) below 2000 per mm<sup>3</sup>, platelet count below 100,000 per mm<sup>3</sup>, or ALT or AST above 1.5 times the upper limit of normal (ULN) (5.3, 5.4).
- COVID-19 – It is recommended that Tocilizumab-anoh not be initiated in patients with an absolute neutrophil count (ANC) below 1000 per mm<sup>3</sup>, platelet count below 50,000 mm<sup>3</sup>, or ALT or AST above 10 times ULN (5.3, 5.4).
- In RA or COVID-19 patients, Tocilizumab-anoh doses exceeding 800 mg per infusion are not recommended. (2.2, 2.6, 12.3)
- In GCA patients, Tocilizumab-anoh doses exceeding 600 mg per infusion are not recommended. (2.3, 12.3)

##### Rheumatoid Arthritis (2.2)

###### Recommended Adult Intravenous Dosage:

When used in combination with non-biologic DMARDs or as monotherapy the recommended starting dose is 4 mg per kg every 4 weeks followed by an increase to 8 mg per kg every 4 weeks based on clinical response.

###### Recommended Adult Subcutaneous Dosage:

Patients less than 100 kg weight	162 mg administered subcutaneously every other week, followed by an increase to every week based on clinical response
Patients at or above 100 kg weight	162 mg administered subcutaneously every week

##### Giant Cell Arteritis (2.3)

###### Recommended Adult Intravenous Dosage:

The recommended dose is 6 mg per kg every 4 weeks in combination with a tapering course of glucocorticoids. Tocilizumab-anoh can be used alone following discontinuation of glucocorticoids.

###### Recommended Adult Subcutaneous Dosage:

The recommended dose is 162 mg given once every week as a subcutaneous injection, in combination with a tapering course of glucocorticoids.

A dose of 162 mg given once every other week as a subcutaneous injection, in combination with a tapering course of glucocorticoids, may be prescribed based on clinical considerations.

Tocilizumab-anoh can be used alone following discontinuation of glucocorticoids.

##### Polyarticular Juvenile Idiopathic Arthritis (2.4)

Recommended Intravenous PJIA Dosage Every 4 Weeks	
Patients less than 30 kg weight	10 mg per kg
Patients at or above 30 kg weight	8 mg per kg

Recommended Subcutaneous PJIA Dosage	
Patients less than 30 kg weight	162 mg once every three weeks
Patients at or above 30 kg weight	162 mg once every two weeks

##### Systemic Juvenile Idiopathic Arthritis (2.5)

Recommended Intravenous SJIA Dosage Every 2 Weeks	
Patients less than 30 kg weight	12 mg per kg
Patients at or above 30 kg weight	8 mg per kg

Recommended Subcutaneous SJIA Dosage	
Patients less than 30 kg weight	162 mg every two weeks
Patients at or above 30 kg weight	162 mg every week

##### Coronavirus Disease 2019 (2.6)

The recommended dosage of Tocilizumab-anoh for adult patients with COVID-19 is 8 mg per kg administered by a 60-minute intravenous infusion.

##### Administration of Intravenous Formulation (2.7)

- For patients with RA, GCA, COVID-19, PJIA, and SJIA patients at or above 30 kg, dilute to 100 mL in 0.9% or 0.45% Sodium Chloride Injection, USP for intravenous infusion using aseptic technique.
- For PJIA and SJIA patients less than 30 kg, dilute to 50 mL in 0.9% or 0.45% Sodium Chloride Injection, USP for intravenous infusion using aseptic technique.
- Administer as a single intravenous drip infusion over 1 hour; do not administer as bolus or push.

##### Administration of Subcutaneous Formulation (2.8)

- Follow the Instructions for Use for prefilled syringe and prefilled autoinjector

##### Dose Modifications (2.9)

- Recommended for management of certain dose-related laboratory changes including elevated liver enzymes, neutropenia, and thrombocytopenia.

#### DOSAGE FORMS AND STRENGTHS

##### Intravenous Infusion

Injection: 80 mg/4 mL (20 mg/mL), 200 mg/10 mL (20 mg/mL), 400 mg/20 mL (20 mg/mL) in single-dose vials for further dilution prior to intravenous infusion (3)

##### Subcutaneous Injection

Injection: 162 mg/0.9 mL in a single-dose prefilled syringe or single-dose prefilled autoinjector (3)

#### CONTRAINDICATIONS

- Known hypersensitivity to tocilizumab products. (4)

#### WARNINGS AND PRECAUTIONS

- Serious Infections – do not administer Tocilizumab-anoh during an active infection, including localized infections. If a serious infection develops, interrupt Tocilizumab-anoh until the infection is controlled. (5.1)
- Gastrointestinal (GI) perforation—use with caution in patients who may be at increased risk. (5.2)
- Hepatotoxicity- Monitor patients for signs and symptoms of hepatic injury. Modify or discontinue Tocilizumab-anoh if abnormal liver tests persist or worsen or if clinical signs and symptoms of liver disease develop. (2.8, 5.3)
- Laboratory monitoring—recommended due to potential consequences of treatment-related changes in neutrophils, platelets, lipids, and liver function tests. (2.8, 5.4)
- Hypersensitivity reactions, including anaphylaxis and death and serious cutaneous reactions including Drug Reaction with Eosinophilia and Systemic Symptoms (DRESS) – discontinue Tocilizumab-anoh, treat promptly, and monitor until reaction resolves. (5.6)
- Live vaccines—Avoid use with Tocilizumab-anoh. (5.9, 7.3)

---

#### ADVERSE REACTIONS

---

Most common adverse reactions (incidence of at least 5%): upper respiratory tract infections, nasopharyngitis, headache, hypertension, increased ALT,

injection site reactions. (6)

**To report SUSPECTED ADVERSE REACTIONS, contact CELLTRION USA Inc., at 1-800-560-9414 or FDA at 1-800-FDA-1088 or [www.fda.gov/medwatch](http://www.fda.gov/medwatch)**

---

#### USE IN SPECIFIC POPULATIONS

---

- **Pregnancy:** Based on animal data, may cause fetal harm. (8.1)
- **Lactation:** Discontinue drug or nursing taking into consideration importance of drug to mother. (8.2)

#### See 17 for PATIENT COUNSELING INFORMATION and Medication Guide

\* Biosimilar means that the biological product is approved based on data demonstrating that it is highly similar to an FDA-approved biological product, known as a reference product, and that there are no clinically meaningful differences between the biosimilar product and the reference product. Biosimilarity of Tocilizumab-anoh has been demonstrated for the condition(s) of use (e.g. indication(s), dosing regimen(s)), strength(s), dosage form(s), and route(s) of administration described in its Full Prescribing Information.

**Revised: 1/2025**

## FULL PRESCRIBING INFORMATION: CONTENTS\*

### WARNING: RISK OF SERIOUS INFECTIONS

#### 1 INDICATIONS AND USAGE

- 1.1 Rheumatoid Arthritis (RA)
- 1.2 Giant Cell Arteritis (GCA)
- 1.3 Polyarticular Juvenile Idiopathic Arthritis (PJIA)
- 1.4 Systemic Juvenile Idiopathic Arthritis (SJIA)
- 1.5 Coronavirus Disease 2019 (COVID-19)

#### 2 DOSAGE AND ADMINISTRATION

- 2.1 General Considerations for Administration
- 2.2 Recommended Dosage for Rheumatoid Arthritis
- 2.3 Recommended Dosage for Giant Cell Arteritis
- 2.4 Recommended Dosage for Polyarticular Juvenile Idiopathic Arthritis
- 2.5 Recommended Dosage for Systemic Juvenile Idiopathic Arthritis
- 2.6 Coronavirus Disease 2019 (COVID-19)
- 2.7 Preparation and Administration Instructions for Intravenous Infusion
- 2.8 Preparation and Administration Instructions for Subcutaneous Injection
- 2.9 Dosage Modifications due to Serious Infections or Laboratory Abnormalities

#### 3 DOSAGE FORMS AND STRENGTHS

#### 4 CONTRAINDICATIONS

#### 5 WARNINGS AND PRECAUTIONS

- 5.1 Serious Infections
- 5.2 Gastrointestinal Perforations
- 5.3 Hepatotoxicity
- 5.4 Changes in Laboratory Parameters
- 5.5 Immunosuppression
- 5.6 Hypersensitivity Reactions, Including Anaphylaxis
- 5.7 Demyelinating Disorders
- 5.8 Active Hepatic Disease and Hepatic Impairment
- 5.9 Vaccinations

#### 6 ADVERSE REACTIONS

- 6.1 Clinical Trials Experience in Rheumatoid Arthritis Patients Treated with Intravenous Tocilizumab (Tocilizumab-IV)
- 6.2 Clinical Trials Experience in Rheumatoid Arthritis Patients Treated with Subcutaneous Tocilizumab (Tocilizumab-SC)
- 6.3 Clinical Trials Experience in Giant Cell Arteritis Patients Treated with Subcutaneous Tocilizumab (Tocilizumab-SC)
- 6.4 Clinical Trials Experience in Giant Cell Arteritis Patients Treated with Intravenous Tocilizumab (Tocilizumab-IV)
- 6.5 Clinical Trials Experience in Polyarticular Juvenile Idiopathic Arthritis Patients Treated with Intravenous Tocilizumab (Tocilizumab-IV)
- 6.6 Clinical Trials Experience in Polyarticular Juvenile Idiopathic Arthritis Patients Treated with Subcutaneous Tocilizumab

(Tocilizumab-SC)

6.7 Clinical Trials Experience in Systemic Juvenile Idiopathic Arthritis Patients Treated with Intravenous Tocilizumab (Tocilizumab-IV)

6.8 Clinical Trials Experience in Systemic Juvenile Idiopathic Arthritis Patients Treated with Subcutaneous Tocilizumab (Tocilizumab-SC)

6.9 Clinical Trials Experience in COVID-19 Patients Treated with Intravenous Tocilizumab (Tocilizumab-IV)

6.10 Postmarketing Experience

#### 7 DRUG INTERACTIONS

- 7.1 Concomitant Drugs for Treatment of Adult Indications
- 7.2 Interactions with CYP450 Substrates
- 7.3 Live Vaccines

#### 8 USE IN SPECIFIC POPULATIONS

- 8.1 Pregnancy
- 8.2 Lactation
- 8.4 Pediatric Use
- 8.5 Geriatric Use
- 8.6 Hepatic Impairment
- 8.7 Renal Impairment

#### 9 DRUG ABUSE AND DEPENDENCE

#### 10 OVERDOSAGE

#### 11 DESCRIPTION

#### 12 CLINICAL PHARMACOLOGY

- 12.1 Mechanism of Action
- 12.2 Pharmacodynamics
- 12.3 Pharmacokinetics

#### 13 NONCLINICAL TOXICOLOGY

- 13.1 Carcinogenesis, Mutagenesis, Impairment of Fertility

#### 14 CLINICAL STUDIES

- 14.1 Rheumatoid Arthritis – Intravenous Administration
- 14.2 Rheumatoid Arthritis – Subcutaneous Administration
- 14.3 Giant Cell Arteritis – Subcutaneous Administration
- 14.4 Giant Cell Arteritis – Intravenous Administration
- 14.5 Polyarticular Juvenile Idiopathic Arthritis – Intravenous Administration
- 14.6 Polyarticular Juvenile Idiopathic Arthritis – Subcutaneous Administration
- 14.7 Systemic Juvenile Idiopathic Arthritis – Intravenous Administration
- 14.8 Systemic Juvenile Idiopathic Arthritis – Subcutaneous Administration
- 14.9 COVID-19 – Intravenous Administration

#### 16 HOW SUPPLIED/STORAGE AND HANDLING

#### 17 PATIENT COUNSELING INFORMATION

\*Sections or subsections omitted from the full prescribing information are not listed.

## FULL PRESCRIBING INFORMATION

### WARNING: RISK OF SERIOUS INFECTIONS

Patients treated with tocilizumab products including Tocilizumab-anoh are at increased risk for developing serious infections that may lead to hospitalization or death [see *Warnings and Precautions (5.1)*, *Adverse Reactions (6.1)*]. Most patients who developed these infections were taking concomitant immunosuppressants such as methotrexate or corticosteroids.

If a serious infection develops, interrupt Tocilizumab-anoh until the infection is controlled. Reported infections include:

- Active tuberculosis, which may present with pulmonary or extrapulmonary disease. Patients, except those with COVID-19, should be tested for latent tuberculosis before Tocilizumab-anoh use and during therapy. Treatment for latent infection should be initiated prior to Tocilizumab-anoh use.
- Invasive fungal infections, including candidiasis, aspergillosis, and pneumocystis. Patients with invasive fungal infections may present with disseminated, rather than localized, disease.
- Bacterial, viral and other infections due to opportunistic pathogens.

The risks and benefits of treatment with Tocilizumab-anoh should be carefully considered prior to initiating therapy in patients with chronic or recurrent infection.

Patients should be closely monitored for the development of signs and symptoms of infection during and after treatment with Tocilizumab-anoh, including the possible development of tuberculosis in patients who tested negative for latent tuberculosis infection prior to initiating therapy [see *Warnings and Precautions (5.1)*].

## 1 INDICATIONS AND USAGE

### 1.1 Rheumatoid Arthritis (RA)

Tocilizumab-anoh is indicated for the treatment of adult patients with moderately to severely active rheumatoid arthritis who have had an inadequate response to one or more Disease-Modifying Anti-Rheumatic Drugs (DMARDs).

### 1.2 Giant Cell Arteritis (GCA)

Tocilizumab-anoh is indicated for the treatment of giant cell arteritis (GCA) in adult patients.

### 1.3 Polyarticular Juvenile Idiopathic Arthritis (PJIA)

Tocilizumab-anoh is indicated for the treatment of active polyarticular juvenile idiopathic arthritis in patients 2 years of age and older.

### 1.4 Systemic Juvenile Idiopathic Arthritis (SJIA)

Tocilizumab-anoh is indicated for the treatment of active systemic juvenile idiopathic arthritis in patients 2 years of age and older.

### 1.5 Coronavirus Disease 2019 (COVID-19)

Tocilizumab-anoh is indicated for the treatment of coronavirus disease 2019 (COVID-19) in hospitalized adult patients who are receiving systemic corticosteroids and require supplemental oxygen, non-invasive or invasive mechanical ventilation, or extracorporeal membrane oxygenation (ECMO).

## 2 DOSAGE AND ADMINISTRATION

### 2.1 General Considerations for Administration

Not Recommended for Concomitant Use with Biological DMARDs

Tocilizumab products have not been studied in combination with biological DMARDs such as TNF antagonists, IL-1R antagonists, anti-CD20 monoclonal antibodies and selective co-stimulation modulators because of the possibility of increased immunosuppression and increased risk of infection. Avoid using Tocilizumab-anoh with biological DMARDs.

### Baseline Laboratory Evaluation Prior to Treatment

Obtain and assess baseline complete blood count (CBC) and liver function tests prior to treatment.

- *RA, GCA, PJIA and SJIA* – It is recommended that Tocilizumab-anoh not be initiated in patients with an absolute neutrophil count (ANC) below 2000 per mm<sup>3</sup>, platelet count below 100,000 per mm<sup>3</sup>, or ALT or AST above 1.5 times the upper limit of normal (ULN) [see *Warnings and Precautions* (5.3, 5.4)].
- *COVID-19* – It is recommended that Tocilizumab-anoh not be initiated in patients with an absolute neutrophil count (ANC) below 1000 per mm<sup>3</sup>, platelet count below 50,000 mm<sup>3</sup>, or ALT or AST above 10 times ULN [see *Warnings and Precautions* (5.3, 5.4)].

## **2.2 Recommended Dosage for Rheumatoid Arthritis**

Tocilizumab-anoh may be used as monotherapy or concomitantly with methotrexate or other non-biologic DMARDs as an intravenous infusion or as a subcutaneous injection.

### Recommended Intravenous Dosage Regimen:

The recommended dosage of Tocilizumab-anoh for adult patients given as a 60-minute single intravenous drip infusion is 4 mg per kg every 4 weeks followed by an increase to 8 mg per kg every 4 weeks based on clinical response.

- Reduction of dose from 8 mg per kg to 4 mg per kg is recommended for management of certain dose-related laboratory changes including elevated liver enzymes, neutropenia, and thrombocytopenia [see *Dosage and Administration* (2.9), *Warnings and Precautions* (5.3, 5.4), and *Adverse Reactions* (6.1)].
- Doses exceeding 800 mg per infusion are not recommended in RA patients [see *Clinical Pharmacology* (12.3)].

### Recommended Subcutaneous Dosage Regimen:

Patients less than 100 kg weight	162 mg administered subcutaneously every other week, followed by an increase to every week based on clinical response
Patients at or above 100 kg weight	162 mg administered subcutaneously every week

When transitioning from Tocilizumab-anoh intravenous therapy to subcutaneous administration, administer the first subcutaneous dose instead of the next scheduled intravenous dose.

Interruption of dose or reduction in frequency of administration of subcutaneous dose from every week to every other week dosing is recommended for management of certain dose-related laboratory changes including elevated liver enzymes, neutropenia, and thrombocytopenia [see *Dosage and Administration* (2.9), *Warnings and Precautions* (5.3, 5.4), and *Adverse Reactions* (6.2)].

## **2.3 Recommended Dosage for Giant Cell Arteritis**

### Recommended Intravenous Dosage Regimen:

The recommended dosage of Tocilizumab-anoh for adult patients given as a 60-minute single intravenous drip infusion is 6 mg per kg every 4 weeks in combination with tapering course of glucocorticoids.

Tocilizumab-anoh can be used alone following discontinuation of glucocorticoids.

- Interruption of dosing may be needed for management of dose-related laboratory abnormalities including elevated liver enzymes, neutropenia, and thrombocytopenia [see *Dosage and Administration* (2.9)].
- Doses exceeding 600 mg per infusion are not recommended in GCA patients [see *Clinical Pharmacology* (12.3)].

#### Recommended Subcutaneous Dosage Regimen:

The recommended dose of Tocilizumab-anoh for adult patients with GCA is 162 mg given once every week as a subcutaneous injection in combination with a tapering course of glucocorticoids.

A dose of 162 mg given once every other week as a subcutaneous injection in combination with a tapering course of glucocorticoids may be prescribed based on clinical considerations.

Tocilizumab-anoh can be used alone following discontinuation of glucocorticoids.

When transitioning from Tocilizumab-anoh intravenous therapy to subcutaneous administration, administer the first subcutaneous dose instead of the next scheduled intravenous dose.

Interruption of dose or reduction in frequency of administration of subcutaneous dose from every week to every other week dosing may be needed for management of dose-related laboratory abnormalities including elevated liver enzymes, neutropenia, and thrombocytopenia [see *Dosage and Administration* (2.9)].

## **2.4 Recommended Dosage for Polyarticular Juvenile Idiopathic Arthritis**

Tocilizumab-anoh may be used as an intravenous infusion or as a subcutaneous injection alone or in combination with methotrexate. Do not change dose based solely on a single visit body weight measurement, as weight may fluctuate.

#### Recommended Intravenous Dosage Regimen:

The recommended dosage of Tocilizumab-anoh for PJIA patients given once every 4 weeks as a 60-minute single intravenous drip infusion is:

<b>Recommended Intravenous PJIA Dosage Every 4 Weeks</b>	
Patients less than 30 kg weight	10 mg per kg
Patients at or above 30 kg weight	8 mg per kg

#### Recommended Subcutaneous Dosage Regimen:

<b>Recommended Subcutaneous PJIA Dosage</b>	
Patients less than 30 kg weight	162 mg once every 3 weeks
Patients at or above 30 kg weight	162 mg once every 2 weeks

When transitioning from Tocilizumab-anoh intravenous therapy to subcutaneous administration, administer the first subcutaneous dose instead of the next scheduled intravenous dose.

Interruption of dosing may be needed for management of dose-related laboratory abnormalities including elevated liver enzymes, neutropenia, and thrombocytopenia [see *Dosage and Administration* (2.9)].

## **2.5 Recommended Dosage for Systemic Juvenile Idiopathic Arthritis**

Tocilizumab-anoh may be used as an intravenous infusion or as a subcutaneous injection alone or in combination with methotrexate. Do not change a dose based solely on a single visit body weight measurement, as weight may fluctuate.

#### Recommended Intravenous Dosage Regimen:

The recommended dose of Tocilizumab-anoh for SJIA patients given once every 2 weeks as a 60-minute



single intravenous drip infusion is:

Recommended Intravenous SJIA Dosage Every 2 Weeks	
Patients less than 30 kg weight	12 mg per kg
Patients at or above 30 kg weight	8 mg per kg

Recommended Subcutaneous Dosage Regimen:

Recommended Subcutaneous SJIA Dosage	
Patients less than 30 kg weight	162 mg once every two weeks
Patients at or above 30 kg weight	162 mg once every week

When transitioning from Tocilizumab-anoh intravenous therapy to subcutaneous administration, administer the first subcutaneous dose when the next scheduled intravenous dose is due.

Interruption of dosing may be needed for management of dose-related laboratory abnormalities including elevated liver enzymes, neutropenia, and thrombocytopenia [see *Dosage and Administration* (2.9)].

## 2.6 Coronavirus Disease 2019 (COVID-19)

Administer Tocilizumab-anoh by intravenous infusion only.

The recommended dosage of Tocilizumab-anoh for treatment of adult patients with COVID-19 is 8 mg per kg administered as a single 60-minute intravenous infusion. If clinical signs or symptoms worsen or do not improve after the first dose, one additional infusion of Tocilizumab-anoh may be administered at least 8 hours after the initial infusion.

- Doses exceeding 800 mg per infusion are not recommended in patients with COVID-19.
- Subcutaneous administration is not approved for COVID-19.

## 2.7 Preparation and Administration Instructions for Intravenous Infusion

Tocilizumab-anoh for intravenous infusion should be diluted by a healthcare professional using aseptic technique as follows:

- Use a sterile needle and syringe to prepare Tocilizumab-anoh.
- Patients **less than 30 kg**: use a **50 mL** infusion bag or bottle of 0.9% or 0.45% Sodium Chloride Injection, USP, and then follow steps 1 and 2 below.
- Patients **at or above 30 kg weight**: use a **100 mL** infusion bag or bottle, and then follow steps 1 and 2 below.
- Step 1. Withdraw a volume of 0.9% or 0.45% Sodium Chloride Injection, USP, equal to the volume of the Tocilizumab-anoh injection required for the patient's dose from the infusion bag or bottle [see *Dosage and Administration* (2.2, 2.4, 2.5)].

For Intravenous Use: Volume of Tocilizumab-anoh Injection per kg of Body Weight		
Dosage	Indication	Volume of Tocilizumab-anoh injection per kg of body weight
4 mg/kg	Adult RA	0.2 mL/kg
6 mg/kg	Adult GCA	0.3 mL/kg

8 mg/kg	Adult RA Adult COVID-19 SJIA and PJIA (greater than or equal to 30 kg of body weight)	0.4 mL/kg
10 mg/kg	PJIA (less than 30 kg of body weight)	0.5 mL/kg
12 mg/kg	SJIA (less than 30 kg of body weight)	0.6 mL/kg

- Step 2. Withdraw the amount of Tocilizumab-anoh for intravenous infusion from the vial(s) and add slowly into the 0.9% or 0.45% Sodium Chloride Injection, USP infusion bag or bottle. To mix the solution, gently invert the bag to avoid foaming.
- The fully diluted Tocilizumab-anoh solutions for infusion using 0.9% Sodium Chloride Injection, USP may be stored at 36°F to 46°F (2°C to 8°C) for up to 48 hours or room temperature up to 86°F (30°C) for up to 4 hours and should be protected from light.
- The fully diluted Tocilizumab-anoh solutions for infusion using 0.45% Sodium Chloride Injection, USP may be stored at 36°F to 46°F (2°C to 8°C) for up to 48 hours or room temperature up to 86°F (30°C) for up to 4 hours and should be protected from light.
- Tocilizumab-anoh solutions do not contain preservatives; therefore, unused product remaining in the vials should not be used.
- Allow the fully diluted Tocilizumab-anoh solution to reach room temperature prior to infusion.
- The infusion should be administered over 60 minutes, and must be administered with an infusion set. Do not administer as an intravenous push or bolus.
- Tocilizumab-anoh should not be infused concomitantly in the same intravenous line with other drugs. No physical or biochemical compatibility studies have been conducted to evaluate the co-administration of Tocilizumab-anoh with other drugs.
- Parenteral drug products should be inspected visually for particulate matter and discoloration prior to administration, whenever solution and container permit. If particulates and discolorations are noted, the product should not be used.
- Fully diluted Tocilizumab-anoh solutions are compatible with polypropylene, polyethylene and polyvinyl chloride infusion bags and polypropylene, polyethylene and glass infusion bottles.

## 2.8 Preparation and Administration Instructions for Subcutaneous Injection

- Tocilizumab-anoh for subcutaneous injection is not intended for intravenous drip infusion.  
Assess suitability of patient for subcutaneous home use and instruct patients to inform a healthcare professional before administering the next dose if they experience any symptoms of allergic reaction. Patients should seek immediate medical attention if they develop symptoms of serious allergic reactions. Tocilizumab-anoh subcutaneous injection is intended for use under the guidance of a healthcare practitioner. After proper training in subcutaneous injection technique, a patient may self-inject Tocilizumab-anoh or the patient's caregiver may administer Tocilizumab-anoh if a healthcare practitioner determines that it is appropriate. PJIA and SJIA patients may self-inject with the Tocilizumab-anoh prefilled syringe or prefilled autoinjector, or the patient's caregiver may administer Tocilizumab-anoh if both the healthcare practitioner and the parent/legal guardian determines it is appropriate [see *Use in Specific Populations* (8.4)]. Patients, or patient caregivers, should be instructed to follow the directions provided in the Instructions for Use (IFU) for additional details on medication administration.
- Parenteral drug products should be inspected visually for particulate matter and discoloration prior to administration. Do not use Tocilizumab-anoh prefilled syringes (PFS) or prefilled autoinjector (AI) exhibiting particulate matter, cloudiness, or discoloration. Tocilizumab-anoh for subcutaneous administration should be clear to slightly opalescent and colorless to yellow. Do not use if any part of the PFS or AI appears to be damaged.
- Patients using Tocilizumab-anoh for subcutaneous administration should be instructed to inject the full amount in the syringe (0.9 mL) or full amount in the autoinjector (0.9 mL), which provides 162 mg of Tocilizumab-anoh, according to the directions provided in the IFU.
- Injection sites should be rotated with each injection and should never be given into moles, scars, or areas

where the skin is tender, bruised, red, hard, or not intact.

## 2.9 Dosage Modifications due to Serious Infections or Laboratory Abnormalities

### Serious Infections

Hold Tocilizumab-anoh treatment if a patient develops a serious infection until the infection is controlled.

### Laboratory Abnormalities

#### *Rheumatoid Arthritis and Giant Cell Arteritis*

<b>Liver Enzyme Abnormalities [see Warnings and Precautions (5.3, 5.4)]</b>		
<b>Lab Value</b>	<b>Recommendation for RA</b>	<b>Recommendation for GCA</b>
Greater than 1 to 3x ULN	<p>Dose modify concomitant DMARDs if appropriate</p> <p>For persistent increases in this range:</p> <ul style="list-style-type: none"> <li>For patients receiving intravenous Tocilizumab-anoh, reduce dose to 4 mg per kg or hold Tocilizumab-anoh until ALT or AST have normalized</li> <li>For patients receiving subcutaneous Tocilizumab-anoh, reduce injection frequency to every other week or hold dosing until ALT or AST have normalized. Resume Tocilizumab-anoh at every other week and increase frequency to every week as clinically appropriate.</li> </ul>	<p>Dose modify immunomodulatory agents if appropriate</p> <p>For persistent increases in this range:</p> <ul style="list-style-type: none"> <li>For patients receiving intravenous Tocilizumab-anoh, hold Tocilizumab-anoh until ALT or AST have normalized</li> <li>For patients receiving subcutaneous Tocilizumab-anoh, reduce injection frequency to every other week or hold dosing until ALT or AST have normalized. Resume Tocilizumab-anoh at every other week and increase frequency to every week as clinically appropriate.</li> </ul>
Greater than 3 to 5x ULN (confirmed by repeat testing)	<p>Hold Tocilizumab-anoh dosing until less than 3x ULN and follow recommendations above for greater than 1 to 3x ULN</p> <p>For persistent increases greater than 3x ULN, discontinue Tocilizumab-anoh</p>	<p>Hold Tocilizumab-anoh dosing until less than 3x ULN and follow recommendations above for greater than 1 to 3x ULN</p> <p>For persistent increases greater than 3x ULN, discontinue Tocilizumab-anoh</p>
Greater than 5x ULN	Discontinue Tocilizumab-anoh	Discontinue Tocilizumab-anoh

<b>Low Absolute Neutrophil Count (ANC) [see Warnings and Precautions (5.4)]</b>		
<b>Lab Value (cells per mm<sup>3</sup>)</b>	<b>Recommendation for RA</b>	<b>Recommendation for GCA</b>
ANC greater than 1000	Maintain dose	Maintain dose

ANC 500 to 1000	Hold Tocilizumab-anoh dosing  When ANC greater than 1000 cells per mm <sup>3</sup> : <ul style="list-style-type: none"> <li>For patients receiving intravenous Tocilizumab-anoh, resume Tocilizumab-anoh at 4 mg per kg and increase to 8 mg per kg as clinically appropriate</li> <li>For patients receiving subcutaneous Tocilizumab-anoh, resume Tocilizumab-anoh at every other week and increase frequency to every week as clinically appropriate</li> </ul>	Hold Tocilizumab-anoh dosing  When ANC greater than 1000 cells per mm <sup>3</sup> : <ul style="list-style-type: none"> <li>For patients receiving intravenous Tocilizumab-anoh, resume Tocilizumab-anoh at 6 mg per kg</li> <li>For patients receiving subcutaneous Tocilizumab-anoh, resume Tocilizumab-anoh at every other week and increase frequency to every week as clinically appropriate</li> </ul>
ANC less than 500	Discontinue Tocilizumab-anoh	Discontinue Tocilizumab-anoh

<b>Low Platelet Count [see Warnings and Precautions (5.4)]</b>		
<b>Lab Value (cells per mm<sup>3</sup>)</b>	<b>Recommendation for RA</b>	<b>Recommendation for GCA</b>
50,000 to 100,000	Hold Tocilizumab-anoh dosing  When platelet count is greater than 100,000 cells per mm <sup>3</sup> : <ul style="list-style-type: none"> <li>For patients receiving intravenous Tocilizumab-anoh, resume Tocilizumab-anoh at 4 mg per kg and increase to 8 mg per kg as clinically appropriate</li> <li>For patients receiving subcutaneous Tocilizumab-anoh, resume Tocilizumab-anoh at every other week and increase frequency to every week as clinically appropriate</li> </ul>	Hold Tocilizumab-anoh dosing  When platelet count is greater than 100,000 cells per mm <sup>3</sup> : <ul style="list-style-type: none"> <li>For patients receiving intravenous Tocilizumab-anoh, resume Tocilizumab-anoh at 6 mg per kg</li> <li>For patients receiving subcutaneous Tocilizumab-anoh, resume Tocilizumab-anoh at every other week and increase frequency to every week as clinically appropriate</li> </ul>
Less than 50,000	Discontinue Tocilizumab-anoh	Discontinue Tocilizumab-anoh

### ***Polyarticular and Systemic Juvenile Idiopathic Arthritis***

Dose reduction of tocilizumab products has not been studied in the PJIA and SJIA populations. Dose interruptions of Tocilizumab-anoh are recommended for liver enzyme abnormalities, low neutrophil counts, and low platelet counts in patients with PJIA and SJIA at levels similar to what is outlined above for patients with RA and GCA. If appropriate, dose modify or stop concomitant methotrexate and/or other medications and hold Tocilizumab-anoh

dosing until the clinical situation has been evaluated. In PJIA and SJIA the decision to discontinue Tocilizumab-anoh for a laboratory abnormality should be based upon the medical assessment of the individual patient.

### 3 DOSAGE FORMS AND STRENGTHS

#### Intravenous Infusion

Injection: 80 mg/4 mL, 200 mg/10 mL, 400 mg/20 mL as a clear to slightly opalescent, colorless to pale yellow solution in 20 mg/mL single-dose vials for further dilution prior to intravenous infusion.

#### Subcutaneous Injection

Injection: 162 mg/0.9 mL clear to slightly opalescent, colorless to yellow solution in a single-dose prefilled syringe or single-dose prefilled autoinjector.

### 4 CONTRAINDICATIONS

Tocilizumab-anoh is contraindicated in patients with known hypersensitivity to tocilizumab products [see *Warnings and Precautions* (5.6)].

### 5 WARNINGS AND PRECAUTIONS

#### 5.1 Serious Infections

Serious and sometimes fatal infections due to bacterial, mycobacterial, invasive fungal, viral, protozoal, or other opportunistic pathogens have been reported in patients receiving immunosuppressive agents including tocilizumab products. The most common serious infections included pneumonia, urinary tract infection, cellulitis, herpes zoster, gastroenteritis, diverticulitis, sepsis and bacterial arthritis [see *Adverse Reactions* (6.1)]. Among opportunistic infections, tuberculosis, cryptococcus, aspergillosis, candidiasis, and pneumocystosis were reported with tocilizumab products. Other serious infections, not reported in clinical studies, may also occur (e.g., histoplasmosis, coccidioidomycosis, listeriosis). Patients have presented with disseminated rather than localized disease, and were often taking concomitant immunosuppressants such as methotrexate or corticosteroids which in addition to rheumatoid arthritis may predispose them to infections.

Do not administer Tocilizumab-anoh in patients with an active infection, including localized infections. The risks and benefits of treatment should be considered prior to initiating Tocilizumab-anoh in patients:

- with chronic or recurrent infection;
- who have been exposed to tuberculosis;
- with a history of serious or an opportunistic infection;
- who have resided or traveled in areas of endemic tuberculosis or endemic mycoses; or
- with underlying conditions that may predispose them to infection.

Closely monitor patients for the development of signs and symptoms of infection during and after treatment with Tocilizumab-anoh, as signs and symptoms of acute inflammation may be lessened due to suppression of the acute phase reactants [see *Dosage and Administration* (2.6), *Adverse Reactions* (6.1), and *Patient Counseling Information* (17)].

Hold Tocilizumab-anoh if a patient develops a serious infection, an opportunistic infection, or sepsis. A patient who develops a new infection during treatment with Tocilizumab-anoh should undergo a prompt and complete diagnostic workup appropriate for an immunocompromised patient, initiate appropriate antimicrobial therapy, and closely monitor the patient.

### **COVID-19**

In patients with COVID-19, monitor for signs and symptoms of new infections during and after treatment with Tocilizumab-anoh. There is limited information regarding the use of tocilizumab products in patients with COVID-19 and concomitant active serious infections. The risks and benefits of treatment with Tocilizumab-anoh in COVID-19 patients with other concurrent infections should be considered.

## ***Tuberculosis***

Evaluate patients for tuberculosis risk factors and test for latent infection prior to initiating Tocilizumab-anoh. In patients with COVID-19, testing for latent infection is not necessary prior to initiating treatment with Tocilizumab-anoh.

Consider anti-tuberculosis therapy prior to initiation of Tocilizumab-anoh in patients with a past history of latent or active tuberculosis in whom an adequate course of treatment cannot be confirmed, and for patients with a negative test for latent tuberculosis but having risk factors for tuberculosis infection. Consultation with a physician with expertise in the treatment of tuberculosis is recommended to aid in the decision whether initiating anti-tuberculosis therapy is appropriate for an individual patient.

Closely monitor patients for the development of signs and symptoms of tuberculosis including patients who tested negative for latent tuberculosis infection prior to initiating therapy.

The incidence of tuberculosis in worldwide clinical development programs is 0.1%. Patients with latent tuberculosis should be treated with standard antimycobacterial therapy before initiating Tocilizumab-anoh.

## ***Viral Reactivation***

Viral reactivation has been reported with immunosuppressive biologic therapies and cases of herpes zoster exacerbation were observed in clinical studies with tocilizumab. No cases of Hepatitis B reactivation were observed in the trials; however patients who screened positive for hepatitis were excluded.

### **5.2 Gastrointestinal Perforations**

Events of gastrointestinal perforation have been reported in clinical trials, primarily as complications of diverticulitis in patients treated with tocilizumab. Use Tocilizumab-anoh with caution in patients who may be at increased risk for gastrointestinal perforation. Promptly evaluate patients presenting with fever, new onset abdominal symptoms, and a change in bowel habits for early identification of gastrointestinal perforation [*see Adverse Reactions (6.1)*].

### **5.3 Hepatotoxicity**

Serious cases of hepatic injury have been observed in patients taking intravenous or subcutaneous tocilizumab products. Some of these cases have resulted in liver transplant or death. Time to onset for cases ranged from months to years after treatment initiation with tocilizumab products. While most cases presented with marked elevations of transaminases (> 5 times ULN), some cases presented with signs or symptoms of liver dysfunction and only mildly elevated transaminases.

During randomized controlled studies, treatment with tocilizumab was associated with a higher incidence of transaminase elevations [*see Adverse Reactions (6.1, 6.2, 6.5, 6.7)*]. Increased frequency and magnitude of these elevations was observed when potentially hepatotoxic drugs (e.g., MTX) were used in combination with tocilizumab.

For RA and GCA patients, obtain a liver test panel (serum alanine aminotransferase [ALT], aspartate aminotransferase [AST], alkaline phosphatase, and total bilirubin) before initiating Tocilizumab-anoh, every 4 to 8 weeks after start of therapy for the first 6 months of treatment and every 3 months thereafter. It is not recommended to initiate Tocilizumab-anoh treatment in RA or GCA patients with elevated transaminases ALT or AST greater than 1.5x ULN. In patients who develop elevated ALT or AST greater than 5x ULN, discontinue Tocilizumab-anoh. For recommended modifications based upon increase in transaminases *see Dosage and Administration (2.9)*.

Patients hospitalized with COVID-19 may have elevated ALT or AST levels. Multi-organ failure with involvement of the liver is recognized as a complication of severe COVID-19. The decision to administer Tocilizumab-anoh should balance the potential benefit of treating COVID-19 against the potential risks of acute treatment with Tocilizumab-anoh. It is not recommended to initiate Tocilizumab-anoh treatment in COVID-19



patients with elevated ALT or AST above 10 x ULN. Monitor ALT and AST during treatment.

Measure liver tests promptly in patients who report symptoms that may indicate liver injury, such as fatigue, anorexia, right upper abdominal discomfort, dark urine or jaundice. In this clinical context, if the patient is found to have abnormal liver tests (e.g., ALT greater than three times the upper limit of the reference range, serum total bilirubin greater than two times the upper limit of the reference range), Tocilizumab-anoh treatment should be interrupted and investigation done to establish the probable cause. Tocilizumab-anoh should only be restarted in patients with another explanation for the liver test abnormalities after normalization of the liver tests.

A similar pattern of liver enzyme elevation is noted with tocilizumab products treatment in the PJIA and SJIA populations. Monitor liver test panel at the time of the second administration and thereafter every 4 to 8 weeks for PJIA and every 2 to 4 weeks for SJIA.

## **5.4 Changes in Laboratory Parameters**

### ***Patients with Rheumatoid Arthritis, Giant Cell Arteritis and Coronavirus Disease 2019***

#### **Neutropenia**

Treatment with tocilizumab products was associated with a higher incidence of neutropenia. Infections have been uncommonly reported in association with treatment-related neutropenia in long-term extension studies and postmarketing clinical experience.

- It is not recommended to initiate Tocilizumab-anoh treatment in RA and GCA patients with a low neutrophil count, i.e., absolute neutrophil count (ANC) less than 2000 per mm<sup>3</sup>. In patients who develop an absolute neutrophil count less than 500 per mm<sup>3</sup> treatment is not recommended.
- Monitor neutrophils 4 to 8 weeks after start of therapy and every 3 months thereafter [see *Clinical Pharmacology* (12.2)]. For recommended modifications based on ANC results see *Dosage and Administration* (2.9).
- It is not recommended to initiate Tocilizumab-anoh treatment in COVID-19 patients with an ANC less than 1000 per mm<sup>3</sup>. Neutrophils should be monitored.

#### **Thrombocytopenia**

Treatment with tocilizumab products was associated with a reduction in platelet counts. Treatment-related reduction in platelets was not associated with serious bleeding events in clinical trials [see *Adverse Reactions* (6.1, 6.2)].

- It is not recommended to initiate Tocilizumab-anoh treatment in RA and GCA patients with a platelet count below 100,000 per mm<sup>3</sup>. In patients who develop a platelet count less than 50,000 per mm<sup>3</sup> treatment is not recommended.
- Monitor platelets 4 to 8 weeks after start of therapy and every 3 months thereafter. For recommended modifications based on platelet counts see *Dosage and Administration* (2.9).
- In COVID-19 patients with a platelet count less than 50,000 per mm<sup>3</sup>, treatment is not recommended. Platelets should be monitored.

#### **Elevated Liver Enzymes**

Refer to 5.3 Hepatotoxicity. For recommended modifications [see *Dosage and Administration* (2.9)]

#### **Lipid Abnormalities**

Treatment with tocilizumab products was associated with increases in lipid parameters such as total cholesterol, triglycerides, LDL cholesterol, and/or HDL cholesterol [see *Adverse Reactions* (6.1, 6.2)].

- Assess lipid parameters approximately 4 to 8 weeks following initiation of Tocilizumab-anoh therapy.

- Subsequently, manage patients according to clinical guidelines [e.g., National Cholesterol Educational Program (NCEP)] for the management of hyperlipidemia.

### ***Patients with Polyarticular and Systemic Juvenile Idiopathic Arthritis***

A similar pattern of liver enzyme elevation, low neutrophil count, low platelet count and lipid elevations is noted with tocilizumab products treatment in the PJIA and SJIA populations. Monitor neutrophils, platelets, ALT and AST at the time of the second administration and thereafter every 4 to 8 weeks for PJIA and every 2 to 4 weeks for SJIA. Monitor lipids as above for approved adult indications [see *Dosage and Administration* (2.9)].

## **5.5 Immunosuppression**

The impact of treatment with tocilizumab products on the development of malignancies is not known but malignancies were observed in clinical studies [see *Adverse Reactions* (6.1)]. Tocilizumab-anoh is an immunosuppressant, and treatment with immunosuppressants may result in an increased risk of malignancies.

## **5.6 Hypersensitivity Reactions, Including Anaphylaxis**

Hypersensitivity reactions, including anaphylaxis, have been reported in association with tocilizumab products and anaphylactic events with a fatal outcome have been reported with intravenous infusion of tocilizumab products. Anaphylaxis and other hypersensitivity reactions that required treatment discontinuation were reported in 0.1% (3 out of 2644) of patients in the 6-month controlled trials of intravenous tocilizumab, 0.2% (8 out of 4009) of patients in the intravenous all-exposure RA population, 0.7% (8 out of 1068) in the subcutaneous 6-month controlled RA trials, and in 0.7% (10 out of 1465) of patients in the subcutaneous all-exposure population. In the SJIA controlled trial with intravenous tocilizumab, 1 out of 112 patients (0.9%) experienced hypersensitivity reactions that required treatment discontinuation. In the PJIA controlled trial with intravenous tocilizumab, 0 out of 188 patients (0%) in the tocilizumab all-exposure population experienced hypersensitivity reactions that required treatment discontinuation. Reactions that required treatment discontinuation included generalized erythema, rash, and urticaria. Injection site reactions were categorized separately [see *Adverse Reactions* (6)].

In the postmarketing setting, events of hypersensitivity reactions, including anaphylaxis and death have occurred in patients treated with a range of doses of intravenous tocilizumab products, with or without concomitant therapies. Events have occurred in patients who received premedication. Hypersensitivity, including anaphylaxis events, have occurred both with and without previous hypersensitivity reactions and as early as the first infusion of tocilizumab products [see *Adverse Reactions* (6.10)]. In addition, serious cutaneous reactions, including Drug Reaction with Eosinophilia and Systemic Symptoms (DRESS), have been reported in patients with autoinflammatory conditions treated with tocilizumab products.

Tocilizumab-anoh for intravenous use should only be infused by a healthcare professional with appropriate medical support to manage anaphylaxis. For Tocilizumab-anoh subcutaneous injection, advise patients to seek immediate medical attention if they experience any symptoms of a hypersensitivity reaction. If a hypersensitivity reaction occurs, immediately discontinue Tocilizumab-anoh, treat promptly and monitor until signs and symptoms resolve.

## **5.7 Demyelinating Disorders**

The impact of treatment with tocilizumab products on demyelinating disorders is not known, but multiple sclerosis and chronic inflammatory demyelinating polyneuropathy were reported rarely in RA clinical studies. Monitor patients for signs and symptoms potentially indicative of demyelinating disorders. Prescribers should exercise caution in considering the use of Tocilizumab-anoh in patients with preexisting or recent onset demyelinating disorders.

## **5.8 Active Hepatic Disease and Hepatic Impairment**

Treatment with Tocilizumab-anoh is not recommended in patients with active hepatic disease or hepatic impairment [see *Adverse Reactions* (6.1), *Use in Specific Populations* (8.6)].

## **5.9 Vaccinations**

Avoid use of live vaccines concurrently with Tocilizumab-anoh as clinical safety has not been established. No



data are available on the secondary transmission of infection from persons receiving live vaccines to patients receiving tocilizumab products.

No data are available on the effectiveness of vaccination in patients receiving tocilizumab products. Because IL-6 inhibition may interfere with the normal immune response to new antigens, it is recommended that all patients, particularly pediatric or elderly patients, if possible, be brought up to date with all immunizations in agreement with current immunization guidelines prior to initiating Tocilizumab-anoH therapy. The interval between live vaccinations and initiation of Tocilizumab-anoH therapy should be in accordance with current vaccination guidelines regarding immunosuppressive agents.

## 6 ADVERSE REACTIONS

The following serious adverse reactions are described elsewhere in labeling:

- Serious Infections [*see Warnings and Precautions (5.1)*]
- Gastrointestinal Perforations [*see Warnings and Precautions (5.2)*]
- Laboratory Parameters [*see Warnings and Precautions (5.4)*]
- Immunosuppression [*see Warnings and Precautions (5.5)*]
- Hypersensitivity Reactions, Including Anaphylaxis [*see Warnings and Precautions (5.6)*]
- Demyelinating Disorders [*see Warnings and Precautions (5.7)*]
- Active Hepatic Disease and Hepatic Impairment [*see Warnings and Precautions (5.8)*]

Because clinical studies are conducted under widely varying conditions, adverse reaction rates observed in the clinical studies of a drug cannot be directly compared to rates in the clinical studies of another drug and may not predict the rates observed in a broader patient population in clinical practice.

### 6.1 Clinical Trials Experience in Rheumatoid Arthritis Patients Treated with Intravenous Tocilizumab (Tocilizumab-IV)

The tocilizumab-IV data in rheumatoid arthritis (RA) includes 5 double-blind, controlled, multicenter studies. In these studies, patients received doses of tocilizumab-IV 8 mg per kg monotherapy (288 patients), tocilizumab-IV 8 mg per kg in combination with DMARDs (including methotrexate) (1582 patients), or tocilizumab-IV 4 mg per kg in combination with methotrexate (774 patients).

The all exposure population includes all patients in registration studies who received at least one dose of tocilizumab-IV. Of the 4009 patients in this population, 3577 received treatment for at least 6 months, 3309 for at least one year; 2954 received treatment for at least 2 years and 2189 for 3 years.

All patients in these studies had moderately to severely active rheumatoid arthritis. The study population had a mean age of 52 years, 82% were female and 74% were Caucasian.

The most common serious adverse reactions were serious infections [*see Warnings and Precautions (5.1)*]. The most commonly reported adverse reactions in controlled studies up to 24 weeks (occurring in at least 5% of patients treated with tocilizumab-IV monotherapy or in combination with DMARDs) were upper respiratory tract infections, nasopharyngitis, headache, hypertension and increased ALT.

The proportion of patients who discontinued treatment due to any adverse reactions during the double-blind, placebo-controlled studies was 5% for patients taking tocilizumab-IV and 3% for placebo-treated patients. The most common adverse reactions that required discontinuation of tocilizumab-IV were increased hepatic transaminase values (per protocol requirement) and serious infections.

#### Overall Infections

In the 24 week, controlled clinical studies, the rate of infections in the tocilizumab-IV monotherapy group was 119 events per 100 patient-years and was similar in the methotrexate monotherapy group. The rate of infections

in the 4 mg per kg and 8 mg per kg tocilizumab-IV plus DMARD group was 133 and 127 events per 100 patient-years, respectively, compared to 112 events per 100 patient-years in the placebo plus DMARD group. The most commonly reported infections (5% to 8% of patients) were upper respiratory tract infections and nasopharyngitis.

The overall rate of infections with tocilizumab-IV in the all exposure population remained consistent with rates in the controlled periods of the studies.

### Serious Infections

In the 24 week, controlled clinical studies, the rate of serious infections in the tocilizumab-IV monotherapy group was 3.6 per 100 patient-years compared to 1.5 per 100 patient-years in the methotrexate group. The rate of serious infections in the 4 mg per kg and 8 mg per kg tocilizumab-IV plus DMARD group was 4.4 and 5.3 events per 100 patient-years, respectively, compared to 3.9 events per 100 patient-years in the placebo plus DMARD group.

In the all-exposure population, the overall rate of serious infections remained consistent with rates in the controlled periods of the studies. The most common serious infections included pneumonia, urinary tract infection, cellulitis, herpes zoster, gastroenteritis, diverticulitis, sepsis and bacterial arthritis. Cases of opportunistic infections have been reported [see *Warnings and Precautions (5.1)*].

In the cardiovascular outcomes Study WA25204, the rate of serious infections in the tocilizumab 8 mg/kg IV every 4 weeks group, with or without DMARD, was 4.5 per 100 patient-years, and the rate in the etanercept 50 mg weekly SC group, with or without DMARD, was 3.2 per 100 patient-years [see *Clinical Studies (14.1)*].

### Gastrointestinal Perforations

During the 24 week, controlled clinical trials, the overall rate of gastrointestinal perforation was 0.26 events per 100 patient-years with tocilizumab-IV therapy.

In the all-exposure population, the overall rate of gastrointestinal perforation remained consistent with rates in the controlled periods of the studies. Reports of gastrointestinal perforation were primarily reported as complications of diverticulitis including generalized purulent peritonitis, lower GI perforation, fistula and abscess. Most patients who developed gastrointestinal perforations were taking concomitant nonsteroidal anti-inflammatory medications (NSAIDs), corticosteroids, or methotrexate [see *Warnings and Precautions (5.2)*]. The relative contribution of these concomitant medications versus tocilizumab-IV to the development of GI perforations is not known.

### Infusion Reactions

In the 24 week, controlled clinical studies, adverse events associated with the infusion (occurring during or within 24 hours of the start of infusion) were reported in 8% and 7% of patients in the 4 mg per kg and 8 mg per kg tocilizumab-IV plus DMARD group, respectively, compared to 5% of patients in the placebo plus DMARD group. The most frequently reported event on the 4 mg per kg and 8 mg per kg dose during the infusion was hypertension (1% for both doses), while the most frequently reported event occurring within 24 hours of finishing an infusion were headache (1% for both doses) and skin reactions (1% for both doses), including rash, pruritus and urticaria. These events were not treatment limiting.

### Anaphylaxis

Hypersensitivity reactions requiring treatment discontinuation, including anaphylaxis, associated with tocilizumab-IV were reported in 0.1% (3 out of 2644) in the 24 week, controlled trials and in 0.2% (8 out of 4009) in the all-exposure population. These reactions were generally observed during the second to fourth infusion of tocilizumab-IV. Appropriate medical treatment should be available for immediate use in the event of a serious hypersensitivity reaction [see *Warnings and Precautions (5.6)*].

### Laboratory Abnormalities

#### Neutropenia

In the 24 week, controlled clinical studies, decreases in neutrophil counts below 1000 per mm<sup>3</sup> occurred in 1.8% and 3.4% of patients in the 4 mg per kg and 8 mg per kg tocilizumab-IV plus DMARD group, respectively, compared to 0.1% of patients in the placebo plus DMARD group. Approximately half of the instances of ANC

below 1000 per mm<sup>3</sup> occurred within 8 weeks of starting therapy. Decreases in neutrophil counts below 500 per mm<sup>3</sup> occurred in 0.4% and 0.3% of patients in the 4 mg per kg and 8 mg per kg tocilizumab-IV plus DMARD, respectively, compared to 0.1% of patients in the placebo plus DMARD group. There was no clear relationship between decreases in neutrophils below 1000 per mm<sup>3</sup> and the occurrence of serious infections.

In the all-exposure population, the pattern and incidence of decreases in neutrophil counts remained consistent with what was seen in the 24 week controlled clinical studies [see *Warnings and Precautions (5.4)*].

### *Thrombocytopenia*

In the 24 week, controlled clinical studies, decreases in platelet counts below 100,000 per mm<sup>3</sup> occurred in 1.3% and 1.7% of patients on 4 mg per kg and 8 mg per kg tocilizumab-IV plus DMARD, respectively, compared to 0.5% of patients on placebo plus DMARD, without associated bleeding events.

In the all-exposure population, the pattern and incidence of decreases in platelet counts remained consistent with what was seen in the 24 week controlled clinical studies [see *Warnings and Precautions (5.4)*].

### *Elevated Liver Enzymes*

Liver enzyme abnormalities are summarized in **Table 1**. In patients experiencing liver enzyme elevation, modification of treatment regimen, such as reduction in the dose of concomitant DMARD, interruption of tocilizumab-IV, or reduction in tocilizumab-IV dose, resulted in decrease or normalization of liver enzymes [see *Dosage and Administration (2.9)*]. These elevations were not associated with clinically relevant increases in direct bilirubin, nor were they associated with clinical evidence of hepatitis or hepatic insufficiency [see *Warnings and Precautions (5.3, 5.4)*].

**Table 1** Incidence of Liver Enzyme Abnormalities in the 24 Week Controlled Period of Studies I to V\*

	<b>Tocilizumab 8 mg per kg MONOTHERAPY</b>	<b>Methotrexate</b>	<b>Tocilizumab 4 mg per kg + DMARDs</b>	<b>Tocilizumab 8 mg per kg + DMARDs</b>	<b>Placebo + DMARDs</b>
	<b>N = 288 (%)</b>	<b>N = 284 (%)</b>	<b>N = 774 (%)</b>	<b>N = 1582 (%)</b>	<b>N = 1170 (%)</b>
AST (U/L)					
> ULN to 3x ULN	22	26	34	41	17
> 3x ULN to 5x ULN	0.3	2	1	2	0.3
> 5x ULN	0.7	0.4	0.1	0.2	< 0.1
ALT (U/L)					
> ULN to 3x ULN	36	33	45	48	23
> 3x ULN to 5x ULN	1	4	5	5	1
> 5x ULN	0.7	1	1.3	1.5	0.3

ULN = Upper Limit of Normal

\*For a description of these studies, see Section 14, Clinical Studies.

In the all-exposure population, the elevations in ALT and AST remained consistent with what was seen in the 24 week, controlled clinical trials.

In Study WA25204, of the 1538 patients with moderate to severe RA [see *Clinical Studies (14.1)*] and treated with tocilizumab, elevations in ALT or AST >3 x ULN occurred in 5.3% and 2.2% patients, respectively. One serious event of drug induced hepatitis with hyperbilirubinemia was reported in association with tocilizumab.

### *Lipids*

Elevations in lipid parameters (total cholesterol, LDL, HDL, triglycerides) were first assessed at 6 weeks following initiation of tocilizumab-IV in the controlled 24 week clinical trials. Increases were observed at this time point and remained stable thereafter. Increases in triglycerides to levels above 500 mg per dL were rarely observed. Changes in other lipid parameters from baseline to week 24 were evaluated and are summarized below:

- Mean LDL increased by 13 mg per dL in the tocilizumab 4 mg per kg+DMARD arm, 20 mg per dL in the tocilizumab 8 mg per kg+DMARD, and 25 mg per dL in tocilizumab 8 mg per kg monotherapy.

- Mean HDL increased by 3 mg per dL in the tocilizumab 4 mg per kg+DMARD arm, 5 mg per dL in the tocilizumab 8 mg per kg+DMARD, and 4 mg per dL in tocilizumab 8 mg per kg monotherapy.
- Mean LDL/HDL ratio increased by an average of 0.14 in the tocilizumab 4 mg per kg+DMARD arm, 0.15 in the tocilizumab 8 mg per kg+DMARD, and 0.26 in tocilizumab 8 mg per kg monotherapy.
- ApoB/ApoA1 ratios were essentially unchanged in tocilizumab-treated patients.

Elevated lipids responded to lipid lowering agents.

In the all-exposure population, the elevations in lipid parameters remained consistent with what was seen in the 24 week, controlled clinical trials.

### Immunogenicity

The observed incidence of anti-drug antibodies is highly dependent on the sensitivity and specificity of the assay. Differences in assay methods preclude meaningful comparisons of the incidence of anti-drug antibodies in the studies described below with the incidence of anti-drug antibodies in other studies, including those of tocilizumab or of other tocilizumab products.

In the 24 week, controlled clinical studies, a total of 2876 patients have been tested for anti-tocilizumab antibodies. Forty-six patients (2%) developed positive anti-tocilizumab antibodies, of whom 5 had an associated, medically significant, hypersensitivity reaction leading to withdrawal. Thirty patients (1%) developed neutralizing antibodies.

### Malignancies

During the 24 week, controlled period of the studies, 15 malignancies were diagnosed in patients receiving tocilizumab-IV, compared to 8 malignancies in patients in the control groups. Exposure-adjusted incidence was similar in the tocilizumab-IV groups (1.32 events per 100 patient-years) and in the placebo plus DMARD group (1.37 events per 100 patient-years).

In the all-exposure population, the rate of malignancies remained consistent with the rate observed in the 24 week, controlled period [see *Warnings and Precautions* (5.5)].

### Other Adverse Reactions

Adverse reactions occurring in 2% or more of patients on 4 or 8 mg per kg tocilizumab-IV plus DMARD and at least 1% greater than that observed in patients on placebo plus DMARD are summarized in **Table 2**.

**Table 2 Adverse Reactions Occurring in at Least 2% or More of Patients on 4 or 8 mg per kg Tocilizumab plus DMARD and at Least 1% Greater Than That Observed in Patients on Placebo plus DMARD**

24 Week Phase 3 Controlled Study Population					
	Tocilizumab 8 mg per kg MONOTHERAPY	Methotrexate	Tocilizumab 4 mg per kg + DMARDs	Tocilizumab 8 mg per kg + DMARDs	Placebo + DMARDs
Preferred Term	N = 288 (%)	N = 284 (%)	N = 774 (%)	N = 1582 (%)	N = 1170 (%)
Upper Respiratory Tract Infection	7	5	6	8	6
Nasopharyngitis	7	6	4	6	4
Headache	7	2	6	5	3
Hypertension	6	2	4	4	3
ALT increased	6	4	3	3	1
Dizziness	3	1	2	3	2
Bronchitis	3	2	4	3	3
Rash	2	1	4	3	1
Mouth Ulceration	2	2	1	2	1

Abdominal Pain Upper	2	2	3	3	2
Gastritis	1	2	1	2	1
Transaminase increased	1	5	2	2	1

Other infrequent and medically relevant adverse reactions occurring at an incidence less than 2% in rheumatoid arthritis patients treated with tocilizumab-IV in controlled trials were:

**Infections and Infestations:** oral herpes simplex

**Gastrointestinal disorders:** stomatitis, gastric ulcer

**Investigations:** weight increased, total bilirubin increased

**Blood and lymphatic system disorders:** leukopenia

**General disorders and administration site conditions:** edema peripheral

**Respiratory, thoracic, and mediastinal disorders:** dyspnea, cough

**Eye disorders:** conjunctivitis

**Renal disorders:** nephrolithiasis

**Endocrine disorders:** hypothyroidism

## 6.2 Clinical Trials Experience in Rheumatoid Arthritis Patients Treated with Subcutaneous Tocilizumab (Tocilizumab-SC)

The tocilizumab-SC data in rheumatoid arthritis (RA) includes 2 double-blind, controlled, multicenter studies. Study SC-I was a non-inferiority study that compared the efficacy and safety of tocilizumab 162 mg administered every week subcutaneously and 8 mg/kg intravenously every four weeks in 1262 adult subjects with rheumatoid arthritis. Study SC-II was a placebo controlled superiority study that evaluated the safety and efficacy of tocilizumab 162 mg administered every other week subcutaneously or placebo in 656 patients. All patients in both studies received background non-biologic DMARDs.

The safety observed for tocilizumab-SC administered subcutaneously was consistent with the known safety profile of intravenous tocilizumab, with the exception of injection site reactions (ISRs), which were more common with tocilizumab-SC compared with placebo SC injections (IV arm).

### Injection Site Reactions

In the 6-month control period, in SC-I, the frequency of ISRs was 10.1% (64/631) and 2.4% (15/631) for the weekly tocilizumab-SC and placebo SC (IV-arm) groups, respectively. In SC-II, the frequency of ISRs was 7.1% (31/437) and 4.1% (9/218) for the every other week tocilizumab-SC and placebo groups, respectively. These ISRs (including erythema, pruritus, pain and hematoma) were mild to moderate in severity. The majority resolved without any treatment and none necessitated drug discontinuation.

### Immunogenicity

In the 6-month control period in SC-I, 0.8% (5/625) in the tocilizumab-SC arm and 0.8% (5/627) in the IV arm developed anti-tocilizumab antibodies; of these, all developed neutralizing antibodies. In SC-II, 1.6% (7/434) in the tocilizumab-SC arm compared with 1.4 % (3/217) in the placebo arm developed anti- tocilizumab antibodies; of these, 1.4% (6/434) in the tocilizumab-SC arm and 0.5% (1/217) in the placebo arm also developed neutralizing antibodies.

A total of 1454 (>99%) patients who received tocilizumab-SC in the all exposure group have been tested for anti-tocilizumab antibodies. Thirteen patients (0.9%) developed anti-tocilizumab antibodies, and, of these, 12 patients (0.8%) developed neutralizing antibodies.

The rate is consistent with previous intravenous experience. No correlation of antibody development to adverse events or loss of clinical response was observed.

### Laboratory Abnormalities

#### *Neutropenia*

During routine laboratory monitoring in the 6-month controlled clinical trials, a decrease in neutrophil count below  $1 \times 10^9/L$  occurred in 2.9% and 3.7% of patients receiving tocilizumab-SC weekly and every other week, respectively.

There was no clear relationship between decreases in neutrophils below  $1 \times 10^9/L$  and the occurrence of serious infections.

#### *Thrombocytopenia*

During routine laboratory monitoring in the tocilizumab-SC 6-month controlled clinical trials, none of the patients had a decrease in platelet count to  $\leq 50,000/mm^3$ .

#### *Elevated Liver Enzymes*

During routine laboratory monitoring in the 6-month controlled clinical trials, elevation in ALT or AST  $\geq 3 \times$  ULN occurred in 6.5% and 1.4% of patients, respectively, receiving tocilizumab-SC weekly and 3.4% and 0.7% receiving tocilizumab-SC every other week.

#### *Lipid Parameters Elevations*

During routine laboratory monitoring in the tocilizumab-SC 6-month clinical trials, 19% of patients dosed weekly and 19.6% of patients dosed every other week and 10.2% of patients on placebo experienced sustained elevations in total cholesterol  $> 6.2$  mmol/l (240 mg/dL), with 9%, 10.4% and 5.1% experiencing a sustained increase in LDL to 4.1 mmol/l (160 mg/dL) receiving tocilizumab-SC weekly, every other week and placebo, respectively.

### **6.3 Clinical Trials Experience in Giant Cell Arteritis Patients Treated with Subcutaneous Tocilizumab (Tocilizumab-SC)**

The safety of subcutaneous tocilizumab has been studied in one Phase III study (WA28119) with 251 GCA patients. The total patient years duration in the tocilizumab-SC GCA all exposure population was 138.5 patient years during the 12-month double blind, placebo-controlled phase of the study. The overall safety profile observed in the tocilizumab-SC treatment groups was generally consistent with the known safety profile of tocilizumab. There was an overall higher incidence of infections in GCA patients relative to RA patients. The rate of infection/serious infection events was 200.2/9.7 events per 100 patient years in the tocilizumab-SC weekly group and 160.2/4.4 events per 100 patient years in the tocilizumab-SC every other week group as compared to 156.0/4.2 events per 100 patient years in the placebo + 26 week prednisone taper and 210.2/12.5 events per 100 patient years in the placebo + 52 week taper groups.

### **6.4 Clinical Trials Experience in Giant Cell Arteritis Patients Treated with Intravenous Tocilizumab (Tocilizumab-IV)**

The safety of tocilizumab-IV was studied in an open label PK-PD and safety study in 24 patients with GCA who were in remission on tocilizumab-IV at time of enrollment. Patients received tocilizumab 7 mg/kg every 4 weeks for 20 weeks, followed by 6 mg/kg every 4 weeks for 20 weeks. The total patient years exposure to treatment was 17.5 years. The overall safety profile observed for tocilizumab administered intravenously in GCA patients was consistent with the known safety profile of tocilizumab.

### **6.5 Clinical Trials Experience in Polyarticular Juvenile Idiopathic Arthritis Patients Treated with Intravenous Tocilizumab (Tocilizumab-IV)**

The safety of tocilizumab-IV was studied in 188 pediatric patients 2 to 17 years of age with PJIA who had an inadequate clinical response or were intolerant to methotrexate. The total patient exposure in the tocilizumab-IV all exposure population (defined as patients who received at least one dose of tocilizumab-IV) was 184.4 patient years. At baseline, approximately half of the patients were taking oral corticosteroids and almost 80% were taking methotrexate. In general, the types of adverse drug reactions in patients with PJIA were consistent with those seen in RA and SJIA patients [see *Adverse Reactions* (6.1 and 6.7)].

#### *Infections*

The rate of infections in the tocilizumab-IV all exposure population was 163.7 per 100 patient years. The most common events observed were nasopharyngitis and upper respiratory tract infections. The rate of serious infections was numerically higher in patients weighing less than 30 kg treated with 10 mg/kg tocilizumab



(12.2 per 100 patient years) compared to patients weighing at or above 30 kg, treated with 8 mg/kg tocilizumab (4.0 per 100 patient years). The incidence of infections leading to dose interruptions was also numerically higher in patients weighing less than 30 kg treated with 10 mg/kg tocilizumab (21%) compared to patients weighing at or above 30 kg, treated with 8 mg/kg tocilizumab (8%).

#### Infusion Reactions

In PJIA patients, infusion-related reactions are defined as all events occurring during or within 24 hours of an infusion. In the tocilizumab-IV all exposure population, 11 patients (6%) experienced an event during the infusion, and 38 patients (20.2%) experienced an event within 24 hours of an infusion. The most common events occurring during infusion were headache, nausea and hypotension, and occurring within 24 hours of infusion were dizziness and hypotension. In general, the adverse drug reactions observed during or within 24 hours of an infusion were similar in nature to those seen in RA and SJIA patients [see *Adverse Reactions* (6.1 and 6.7)].

No clinically significant hypersensitivity reactions associated with tocilizumab and requiring treatment discontinuation were reported.

#### Immunogenicity

One patient, in the 10 mg/kg less than 30 kg group, developed positive anti-tocilizumab antibodies without developing a hypersensitivity reaction and subsequently withdrew from the study.

#### Laboratory Abnormalities

##### *Neutropenia*

During routine laboratory monitoring in the tocilizumab-IV all exposure population, a decrease in neutrophil counts below  $1 \times 10^9$  per L occurred in 3.7% of patients.

There was no clear relationship between decreases in neutrophils below  $1 \times 10^9$  per L and the occurrence of serious infections.

##### *Thrombocytopenia*

During routine laboratory monitoring in the tocilizumab-IV all exposure population, 1% of patients had a decrease in platelet count at or less than 50,000 per  $\text{mm}^3$  without associated bleeding events.

##### *Elevated Liver Enzymes*

During routine laboratory monitoring in the tocilizumab-IV all exposure population, elevation in ALT or AST at or greater than 3 x ULN occurred in 4% and less than 1% of patients, respectively.

##### *Lipids*

During routine laboratory monitoring in the tocilizumab all exposure population, elevation in total cholesterol greater than 1.5-2 x ULN occurred in one patient (0.5%) and elevation in LDL greater than 1.5-2 x ULN occurred in one patient (0.5%).

## **6.6 Clinical Trials Experience in Polyarticular Juvenile Idiopathic Arthritis Patients Treated with Subcutaneous Tocilizumab (Tocilizumab-SC)**

The safety of tocilizumab-SC was studied in 52 pediatric patients 1 to 17 years of age with PJIA who had an inadequate clinical response or were intolerant to methotrexate. The total patient exposure in the PJIA tocilizumab-SC population (defined as patients who received at least one dose of tocilizumab-SC and accounting for treatment discontinuation) was 49.5 patient years. In general, the safety observed for tocilizumab administered subcutaneously was consistent with the known safety profile of intravenous tocilizumab, with the exception of injection site reactions (ISRs), and neutropenia.

#### Injection Site Reactions

During the 1-year study, a frequency of 28.8% (15/52) ISRs was observed in tocilizumab-SC treated PJIA patients. These ISRs occurred in a greater proportion of patients at or above 30 kg (44.0%) compared with patients below 30 kg (14.8%). All ISRs were mild in severity and none of the ISRs required patient withdrawal from treatment or dose interruption. A higher frequency of ISRs was observed in tocilizumab-SC treated PJIA patients compared

to what was seen in adult RA or GCA patients [see *Adverse Reactions* (6.2 and 6.3)].

### Immunogenicity

Three patients, 1 patient below 30 kg and 2 patients at or above 30 kg, developed positive anti-tocilizumab antibodies with neutralizing potential without developing a serious or clinically significant hypersensitivity reaction. One patient subsequently withdrew from the study.

### Neutropenia

During routine laboratory monitoring in the tocilizumab-SC all exposure population, a decrease in neutrophil counts below  $1 \times 10^9$  per L occurred in 15.4% of patients, and was more frequently observed in the patients less than 30 kg (25.9%) compared to patients at or above 30 kg (4.0%). There was no clear relationship between decreases in neutrophils below  $1 \times 10^9$  per L and the occurrence of serious infections.

## **6.7 Clinical Trials Experience in Systemic Juvenile Idiopathic Arthritis Patients Treated with Intravenous Tocilizumab (Tocilizumab-IV)**

The data described below reflect exposure to tocilizumab-IV in one randomized, double-blind, placebo-controlled trial of 112 pediatric patients with SJIA 2 to 17 years of age who had an inadequate clinical response to nonsteroidal anti-inflammatory drugs (NSAIDs) or corticosteroids due to toxicity or lack of efficacy. At baseline, approximately half of the patients were taking 0.3 mg/kg/day corticosteroids or more, and almost 70% were taking methotrexate. The trial included a 12 week controlled phase followed by an open-label extension. In the 12 week double-blind, controlled portion of the clinical study 75 patients received treatment with tocilizumab-IV (8 or 12 mg per kg based upon body weight). After 12 weeks or at the time of escape, due to disease worsening, patients were treated with tocilizumab-IV in the open-label extension phase.

The most common adverse events (at least 5%) seen in tocilizumab-IV treated patients in the 12 week controlled portion of the study were: upper respiratory tract infection, headache, nasopharyngitis and diarrhea.

### Infections

In the 12 week controlled phase, the rate of all infections in the tocilizumab-IV group was 345 per 100 patient-years and 287 per 100 patient-years in the placebo group. In the open label extension over an average duration of 73 weeks of treatment, the overall rate of infections was 304 per 100 patient-years.

In the 12 week controlled phase, the rate of serious infections in the tocilizumab-IV group was 11.5 per 100 patient years. In the open label extension over an average duration of 73 weeks of treatment, the overall rate of serious infections was 11.4 per 100 patient years. The most commonly reported serious infections included pneumonia, gastroenteritis, varicella, and otitis media.

### Macrophage Activation Syndrome

In the 12 week controlled study, no patient in any treatment group experienced macrophage activation syndrome (MAS) while on assigned treatment; 3 per 112 (3%) developed MAS during open-label treatment with tocilizumab-IV. One patient in the placebo group escaped to tocilizumab-IV 12 mg per kg at Week 2 due to severe disease activity, and ultimately developed MAS at Day 70. Two additional patients developed MAS during the long-term extension. All 3 patients had tocilizumab-IV dose interrupted (2 patients) or discontinued (1 patient) for the MAS event, received treatment, and the MAS resolved without sequelae. Based on a limited number of cases, the incidence of MAS does not appear to be elevated in the tocilizumab-IV SJIA clinical development experience; however no definitive conclusions can be made.

### Infusion Reactions

Patients were not premedicated, however most patients were on concomitant corticosteroids as part of their background treatment for SJIA. Infusion related reactions were defined as all events occurring during or within 24 hours after an infusion. In the 12 week controlled phase, 4% of tocilizumab-IV and 0% of placebo treated patients experienced events occurring during infusion. One event (angioedema) was considered serious and life-threatening, and the patient was discontinued from study treatment.

Within 24 hours after infusion, 16% of patients in the tocilizumab-IV treatment group and 5% of patients in the



placebo group experienced an event. In the tocilizumab-IV group the events included rash, urticaria, diarrhea, epigastric discomfort, arthralgia and headache. One of these events, urticaria, was considered serious.

#### Anaphylaxis

Anaphylaxis was reported in 1 out of 112 patients (less than 1%) treated with tocilizumab-IV during the controlled and open label extension study [see *Warnings and Precautions* (5.6)].

#### Immunogenicity

All 112 patients were tested for anti-tocilizumab antibodies at baseline. Two patients developed positive anti-tocilizumab antibodies: one of these patients experienced serious adverse events of urticaria and angioedema consistent with an anaphylactic reaction which led to withdrawal; the other patient developed macrophage activation syndrome while on escape therapy and was discontinued from the study.

#### Laboratory Abnormalities

##### *Neutropenia*

During routine monitoring in the 12 week controlled phase, a decrease in neutrophil below  $1 \times 10^9$  per L occurred in 7% of patients in the tocilizumab-IV group, and in no patients in the placebo group. In the open label extension over an average duration of 73 weeks of treatment, a decreased neutrophil count occurred in 17% of the tocilizumab-IV group. There was no clear relationship between decrease in neutrophils below  $1 \times 10^9$  per L and the occurrence of serious infections.

##### *Thrombocytopenia*

During routine monitoring in the 12 week controlled phase, 1% of patients in the tocilizumab-IV group and 3% in the placebo group had a decrease in platelet count to no more than 100,000 per  $\text{mm}^3$ .

In the open label extension over an average duration of 73 weeks of treatment, decreased platelet count occurred in 4% of patients in the tocilizumab-IV group, with no associated bleeding.

##### *Elevated Liver Enzymes*

During routine laboratory monitoring in the 12 week controlled phase, elevation in ALT or AST at or above 3x ULN occurred in 5% and 3% of patients, respectively in the tocilizumab-IV group and in 0% of placebo patients.

In the open label extension over an average duration of 73 weeks of treatment, the elevation in ALT or AST at or above 3x ULN occurred in 13% and 5% of tocilizumab-IV treated patients, respectively.

##### *Lipids*

During routine laboratory monitoring in the 12 week controlled phase, elevation in total cholesterol greater than 1.5x ULN – 2x ULN occurred in 1.5% of the tocilizumab-IV group and in 0% of placebo patients. Elevation in LDL greater than 1.5x ULN – 2x ULN occurred in 1.9% of patients in the tocilizumab-IV group and 0% of the placebo group.

In the open label extension study over an average duration of 73 weeks of treatment, the pattern and incidence of elevations in lipid parameters remained consistent with the 12 week controlled study data.

### **6.8 Clinical Trials Experience in Systemic Juvenile Idiopathic Arthritis Patients Treated with Subcutaneous Tocilizumab (Tocilizumab-SC)**

The safety profile of tocilizumab-SC was studied in 51 pediatric patients 1 to 17 years of age with SJIA who had an inadequate clinical response to NSAIDs and corticosteroids. In general, the safety observed for tocilizumab administered subcutaneously was consistent with the known safety profile of intravenous tocilizumab, with the exception of ISRs where a higher frequency was observed in tocilizumab-SC treated SJIA patients compared to PJIA patients and adult RA or GCA patients [see *Adverse Reactions* (6.2, 6.3 and 6.6)].

#### Injection Site Reactions (ISRs)

A total of 41.2% (21/51) SJIA patients experienced ISRs to tocilizumab-SC. The most common ISRs were erythema, pruritus, pain, and swelling at the injection site. The majority of ISRs reported were Grade 1 events

and all ISRs reported were non-serious and none required patient withdrawal from treatment or dose interruption.

#### Immunogenicity

Forty-six of the 51 (90.2%) patients who were tested for anti-tocilizumab antibodies at baseline had at least one post-baseline screening assay result. No patient developed positive anti-tocilizumab antibodies post-baseline.

### **6.9 Clinical Trials Experience in COVID-19 Patients Treated with Intravenous Tocilizumab (Tocilizumab-IV)**

The safety of tocilizumab in hospitalized COVID-19 patients was evaluated in a pooled safety population that includes patients enrolled in EMPACTA, COVACTA, AND REMDACTA. The analysis of adverse reactions included a total of 974 patients exposed to tocilizumab. Patients received a single, 60-minute infusion of intravenous tocilizumab 8 mg/kg (maximum dose of 800 mg). If clinical signs or symptoms worsened or did not improve, one additional dose of tocilizumab 8 mg/kg could be administered between 8- 24 hours after the initial dose.

Adverse reactions summarized in **Table 3** occurred in at least 3% of tocilizumab-treated patients and more commonly than in patients on placebo in the pooled safety population.

**Table 3 Adverse Reactions<sup>1</sup> Identified From the Pooled COVID-19 Safety Population**

<b>Adverse Reaction</b>	<b>Tocilizumab 8 mg per kg  N = 974 (%)</b>	<b>Placebo  N = 483 (%)</b>
Hepatic Transaminases increased	10%	8%
Constipation	9 %	8%
Urinary tract infection	5%	4%
Hypertension	4%	1%
Hypokalaemia	4%	3%
Anxiety	4%	2%
Diarrhea	4%	2%
Insomnia	4%	3%
Nausea	3%	2%

<sup>1</sup> Patients are counted once for each category regardless of the number of reactions

In the pooled safety population, the rates of infection/serious infection events were 30%/19% in patients receiving tocilizumab versus 32%/23% receiving placebo.

#### Laboratory Abnormalities

In the pooled safety population of EMPACTA, COVACTA, and REMDACTA, neutrophil counts <1000 cells/mcl occurred in 3.4% of patients who received tocilizumab and 0.5% of patients who received placebo. Platelet counts <50,000 cells/mcl occurred in 3.2% of patients who received tocilizumab and 1.5% of patients who received placebo. ALT or AST at or above 5x ULN occurred in 11.7% of patients who received tocilizumab and 9.9% of patients who received placebo.

### **6.10 Postmarketing Experience**

The following adverse reactions have been identified during post-approval use of tocilizumab products. Because these reactions are reported voluntarily from a population of uncertain size, it is not always possible to reliably estimate their frequency or establish a causal relationship to drug exposure.

- Hypersensitivity Reactions: Fatal anaphylaxis, Stevens-Johnson Syndrome, Drug Reaction with Eosinophilia

and Systemic Symptoms (DRESS) [see *Warnings and Precautions* (5.6)]

- Pancreatitis
- Drug-induced liver injury, Hepatitis, Hepatic failure, Jaundice [see *Warnings and Precautions* (5.3)]

## 7 DRUG INTERACTIONS

### 7.1 Concomitant Drugs for Treatment of Adult Indications

In RA patients, population pharmacokinetic analyses did not detect any effect of methotrexate (MTX), non-steroidal anti-inflammatory drugs or corticosteroids on tocilizumab clearance. Concomitant administration of a single intravenous dose of 10 mg/kg tocilizumab with 10-25 mg MTX once weekly had no clinically significant effect on MTX exposure. Tocilizumab products have not been studied in combination with biological DMARDs such as TNF antagonists [see *Dosage and Administration* (2.2)].

In GCA patients, no effect of concomitant corticosteroid on tocilizumab exposure was observed.

### 7.2 Interactions with CYP450 Substrates

Cytochrome P450s in the liver are down-regulated by infection and inflammation stimuli including cytokines such as IL-6. Inhibition of IL-6 signaling in RA patients treated with tocilizumab products may restore CYP450 activities to higher levels than those in the absence of tocilizumab products leading to increased metabolism of drugs that are CYP450 substrates. In vitro studies showed that tocilizumab has the potential to affect expression of multiple CYP enzymes including CYP1A2, CYP2B6, CYP2C9, CYP2C19, CYP2D6 and CYP3A4. Its effect on CYP2C8 or transporters is unknown. In vivo studies with omeprazole, metabolized by CYP2C19 and CYP3A4, and simvastatin, metabolized by CYP3A4, showed up to a 28% and 57% decrease in exposure one week following a single dose of tocilizumab, respectively. The effect of tocilizumab products on CYP enzymes may be clinically relevant for CYP450 substrates with narrow therapeutic index, where the dose is individually adjusted. Upon initiation or discontinuation of Tocilizumab-anoh, in patients being treated with these types of medicinal products, perform therapeutic monitoring of effect (e.g., warfarin) or drug concentration (e.g., cyclosporine or theophylline) and the individual dose of the medicinal product adjusted as needed. Exercise caution when coadministering Tocilizumab-anoh with CYP3A4 substrate drugs where decrease in effectiveness is undesirable, e.g., oral contraceptives, lovastatin, atorvastatin, etc. The effect of tocilizumab products on CYP450 enzyme activity may persist for several weeks after stopping therapy [see *Clinical Pharmacology* (12.3)].

### 7.3 Live Vaccines

Avoid use of live vaccines concurrently with Tocilizumab-anoh [see *Warnings and Precautions* (5.9)].

## 8 USE IN SPECIFIC POPULATIONS

### 8.1 Pregnancy

#### Risk Summary

The available data with tocilizumab products from a pregnancy exposure registry, retrospective cohort study, pharmacovigilance, and published literature are insufficient to draw conclusions about a drug-associated risk of major birth defects, miscarriage, or other adverse maternal or fetal outcomes. These studies had methodological limitations, including small sample size of tocilizumab exposed groups, missing exposure and outcomes information, and lack of adjustment for cofounders. Monoclonal antibodies, such as tocilizumab products, are actively transported across the placenta during the third trimester of pregnancy and may affect immune response in the *in utero* exposed infant [see *Clinical Considerations*]. In animal reproduction studies, intravenous administration of tocilizumab to Cynomolgus monkeys during organogenesis caused abortion/embryo-fetal death at doses 1.25 times and higher than the maximum recommended human dose by the intravenous route of 8 mg per kg every 2 to 4 weeks. The literature in animals suggests that inhibition of IL-6 signaling may interfere with cervical ripening and dilatation and myometrial contractile activity leading to potential delays of parturition [see *Data*]. Based on the animal data, there may be a potential risk to the fetus.

The estimated background risk of major birth defects and miscarriage for the indicated population is unknown.

All pregnancies have a background risk of birth defect, loss or other adverse outcomes. In the U.S. general population, the estimated background risk of major birth defects and miscarriage in clinically recognized pregnancies is 2 to 4% and 15 to 20%, respectively.

### Clinical Considerations

#### *Fetal/Neonatal adverse reactions*

Monoclonal antibodies are increasingly transported across the placenta as pregnancy progresses, with the largest amount transferred during the third trimester. Risks and benefits should be considered prior to administering live or live-attenuated vaccines to infants exposed to Tocilizumab-anoh *in utero* [see *Warnings and Precautions* 5.9)].

#### *Disease-associated Maternal Risk*

Published data suggest that the risk of adverse pregnancy outcomes in women with rheumatoid arthritis is associated with increased disease activity. Adverse pregnancy outcomes include preterm delivery (before 37 weeks of gestation), low birth weight (less than 2500 g) infants, and small for gestational age at birth.

### Data

#### *Animal Data*

An embryo-fetal developmental toxicity study was performed in which pregnant Cynomolgus monkeys were treated intravenously with tocilizumab at daily doses of 2, 10, or 50 mg/kg during organogenesis from gestation day (GD) 20-50. Although there was no evidence for a teratogenic/dysmorphogenic effect at any dose, tocilizumab produced an increase in the incidence of abortion/embryo-fetal death at doses 1.25 times and higher the MRHD by the intravenous route at maternal intravenous doses of 10 and 50 mg/kg. Testing of a murine analogue of tocilizumab in mice did not yield any evidence of harm to offspring during the pre- and postnatal development phase when dosed at 50 mg/kg intravenously with treatment every three days from implantation (GD 6) until post-partum day 21 (weaning). There was no evidence for any functional impairment of the development and behavior, learning ability, immune competence and fertility of the offspring.

Parturition is associated with significant increases of IL-6 in the cervix and myometrium. The literature suggests that inhibition of IL-6 signaling may interfere with cervical ripening and dilatation and myometrial contractile activity leading to potential delays of parturition. For mice deficient in IL-6 (Il6<sup>-/-</sup> null mice), parturition was delayed relative to wild-type (Il6<sup>+/+</sup>) mice. Administration of recombinant IL-6 to Il6<sup>-/-</sup> null mice restored the normal timing of delivery.

## **8.2 Lactation**

### Risk Summary

No information is available on the presence of tocilizumab products in human milk, the effects of the drug on the breastfed infant, or the effects of the drug on milk production. Maternal immunoglobulin G (IgG) is present in human milk. If tocilizumab products are transferred into human milk, the effects of local exposure in the gastrointestinal tract and potential limited systemic exposure in the infant to tocilizumab products are unknown. The lack of clinical data during lactation precludes clear determination of the risk of tocilizumab products to an infant during lactation; therefore the developmental and health benefits of breastfeeding should be considered along with the mother's clinical need for Tocilizumab-anoh and the potential adverse effects on the breastfed child from Tocilizumab-anoh or from the underlying maternal condition.

## **8.4 Pediatric Use**

Tocilizumab-anoh by intravenous use is indicated for the treatment of pediatric patients with:

- Active systemic juvenile idiopathic arthritis in patients 2 years of age and older
- Active polyarticular juvenile idiopathic arthritis in patients 2 years of age and older

Tocilizumab-anoh by subcutaneous use is indicated for the treatment of pediatric patients with:

- Active polyarticular juvenile idiopathic arthritis in patients 2 years of age and older
- Active systemic juvenile idiopathic arthritis in patients 2 years of age and older

The safety and effectiveness of Tocilizumab-anoh in pediatric patients with conditions other than PJIA or SJIA have not been established. The safety and effectiveness in pediatric patients below the age of 2 have not been established in PJIA or SJIA.

### Systemic Juvenile Idiopathic Arthritis – Intravenous Use

A multicenter, open-label, single arm study to evaluate the PK, safety and exploratory PD and efficacy of tocilizumab over 12-weeks in SJIA patients (N=11) under 2 years of age was conducted. Patients received intravenous tocilizumab 12 mg/kg every two weeks. Concurrent use of stable background treatment with corticosteroids, MTX, and/or non-steroidal anti-inflammatory drugs was permitted. Patients who completed the 12-week period could continue to the optional extension period (a total of 52-weeks or until the age of 2 years, whichever was longer).

The primary PK endpoints ( $C_{max}$ ,  $C_{trough}$  and  $AUC_{2weeks}$ ) of tocilizumab at steady-state in this study were within the ranges of these parameters observed in patients with SJIA aged 2 to 17 years.

The safety and immunogenicity of tocilizumab for patients with SJIA under 2 years of age was assessed descriptively. SAEs, AEs leading to discontinuation, and infectious AEs were reported by 27.3%, 36.4%, and 81.8% of patients. Six patients (54.5%) experienced hypersensitivity reactions, defined as all adverse events occurring during or within 24 hours after an infusion considered related to tocilizumab. Three of these patients experienced serious hypersensitivity reactions and were withdrawn from the study. Three patients with hypersensitivity reactions (two with serious hypersensitivity reactions) developed treatment induced anti-tocilizumab antibodies after the event. There were no cases of MAS based on the protocol-specified criteria, but 2 cases of suspected MAS based on Ravelli criteria<sup>1</sup>.

<sup>1</sup> Ravelli A, Minoia F, Davi S on behalf of the Paediatric Rheumatology International Trials Organisation, the Childhood Arthritis and Rheumatology Research Alliance, the Pediatric Rheumatology Collaborative Study Group, and the Histiocyte Society, *et al.* 2016 Classification Criteria for Macrophage Activation Syndrome Complicating Systemic Juvenile Idiopathic Arthritis. *Annals of the Rheumatic Diseases* 2016;75:481-489.

## **8.5 Geriatric Use**

Of the 2644 patients who received tocilizumab in Studies I to V [see *Clinical Studies (14)*], a total of 435 rheumatoid arthritis patients were 65 years of age and older, including 50 patients 75 years and older. Of the 1069 patients who received tocilizumab-SC in studies SC-I and SC-II there were 295 patients 65 years of age and older, including 41 patients 75 years and older. The frequency of serious infection among tocilizumab treated subjects 65 years of age and older was higher than those under the age of 65. As there is a higher incidence of infections in the elderly population in general, caution should be used when treating the elderly.

In the EMPACTA, COVACTA, and REMDACTA studies, of the 974 COVID-19 patients in the tocilizumab arm, 375 (39%) were 65 years of age or older. No overall differences in safety or effectiveness of tocilizumab were observed between patients 65 years of age and older and those under the age of 65 years of age in these studies [see *Adverse Reactions (6.1)* and *Clinical Studies (14.9)*].

In the RECOVERY study, of the 2022 COVID-19 patients in the tocilizumab arm, 930 (46%) were 65 years of age or older. No overall differences in effectiveness of tocilizumab were observed between patients 65 years of age and older and those under the age 65 years of age in this study [see *Clinical Studies (14.9)*].

## **8.6 Hepatic Impairment**

The safety and efficacy of tocilizumab products have not been studied in patients with hepatic impairment, including patients with positive HBV and HCV serology [see *Warnings and Precautions 5.8)*].

## **8.7 Renal Impairment**

No dose adjustment is required in patients with mild or moderate renal impairment. Tocilizumab products have



not been studied in patients with severe renal impairment [see *Clinical Pharmacology* (12.3)].

## 9 DRUG ABUSE AND DEPENDENCE

No studies on the potential for tocilizumab products to cause dependence have been performed. However, there is no evidence from the available data that tocilizumab products treatment results in dependence.

## 10 OVERDOSAGE

There are limited data available on overdoses with tocilizumab products. One case of accidental overdose was reported with intravenous tocilizumab in which a patient with multiple myeloma received a dose of 40 mg per kg. No adverse drug reactions were observed. No serious adverse drug reactions were observed in healthy volunteers who received single doses of up to 28 mg per kg, although all 5 patients at the highest dose of 28 mg per kg developed dose-limiting neutropenia.

In case of an overdose, it is recommended that the patient be monitored for signs and symptoms of adverse reactions. Patients who develop adverse reactions should receive appropriate symptomatic treatment.

## 11 DESCRIPTION

Tocilizumab-anoh is a recombinant humanized anti-human interleukin 6 (IL-6) receptor monoclonal antibody of the immunoglobulin IgG1 $\kappa$  (gamma 1, kappa) subclass with a typical H<sub>2</sub>L<sub>2</sub> polypeptide structure. Each light chain and heavy chain consists of 214 and 448 amino acids, respectively. The four polypeptide chains are linked intra- and inter-molecularly by disulfide bonds. Tocilizumab-anoh has a molecular weight of approximately 148 kDa. The antibody is produced in mammalian (Chinese hamster ovary) cells.

### Intravenous Infusion

Tocilizumab-anoh injection is a sterile, clear to slightly opalescent, colorless to pale yellow, preservative-free solution for further dilution prior to intravenous infusion with a pH of approximately 6.0. Each single-dose vial, formulated with a histidine and L-histidine hydrochloride monohydrate buffered solution, is available at a concentration of 20 mg/mL containing 80 mg/4 mL, 200 mg/10 mL, or 400 mg/20 mL of Tocilizumab-anoh. Each mL of solution contains histidine (0.74 mg), L-histidine hydrochloride monohydrate (1.09 mg), methionine (8.95 mg), polysorbate 80 (0.5 mg), threonine (19.06 mg), and Water for Injection, USP.

### Subcutaneous Injection

Tocilizumab-anoh injection is a sterile, clear to slightly opalescent, colorless to yellow, preservative-free, histidine buffered solution for subcutaneous use with a pH of approximately 6.0.

It is supplied in a ready-to-use, single-dose 0.9 mL prefilled syringe (PFS) with a needle safety device or a ready-to-use, single-dose 0.9 mL autoinjector that delivers 162 mg tocilizumab-anoh, histidine (0.7 mg), L-histidine hydrochloride monohydrate (1.0 mg), methionine (8.1 mg), polysorbate 80 (0.2 mg), threonine (17.2 mg), and Water for Injection, USP.

## 12 CLINICAL PHARMACOLOGY

### 12.1 Mechanism of Action

Tocilizumab products bind to both soluble and membrane-bound IL-6 receptors (sIL-6R and mIL-6R), and have been shown to inhibit IL-6-mediated signaling through these receptors. IL-6 is a pleiotropic pro-inflammatory cytokine produced by a variety of cell types including T- and B-cells, lymphocytes, monocytes and fibroblasts. IL-6 has been shown to be involved in diverse physiological processes such as T-cell activation, induction of immunoglobulin secretion, initiation of hepatic acute phase protein synthesis, and stimulation of hematopoietic precursor cell proliferation and differentiation. IL-6 is also produced by synovial and endothelial cells leading to local production of IL-6 in joints affected by inflammatory processes such as rheumatoid arthritis.

### 12.2 Pharmacodynamics

In clinical studies in RA patients with the 4 mg per kg and 8 mg per kg intravenous doses or the 162 mg weekly and every other weekly subcutaneous doses of tocilizumab, decreases in levels of C-reactive protein (CRP) to within normal ranges were seen as early as week 2. Changes in pharmacodynamic parameters were observed

(i.e., decreases in rheumatoid factor, erythrocyte sedimentation rate (ESR), serum amyloid A, fibrinogen and increases in hemoglobin) with doses, however the greatest improvements were observed with 8 mg per kg tocilizumab. Pharmacodynamic changes were also observed to occur after tocilizumab administration in GCA, PJIA, and SJIA patients (decreases in CRP, ESR, and increases in hemoglobin). The relationship between these pharmacodynamic findings and clinical efficacy is not known.

In healthy subjects administered tocilizumab in doses from 2 to 28 mg per kg intravenously and 81 to 162 mg subcutaneously, absolute neutrophil counts decreased to the nadir 3 to 5 days following tocilizumab administration. Thereafter, neutrophils recovered towards baseline in a dose dependent manner. Rheumatoid arthritis and GCA patients demonstrated a similar pattern of absolute neutrophil counts following tocilizumab administration [see *Warnings and Precautions* (5.4)].

### 12.3 Pharmacokinetics

PK of tocilizumab is characterized by nonlinear elimination which is a combination of linear clearance and Michaelis-Menten elimination. The nonlinear part of tocilizumab elimination leads to an increase in exposure that is more than dose-proportional. The pharmacokinetic parameters of tocilizumab do not change with time. Due to the dependence of total clearance on tocilizumab serum concentrations, the half-life of tocilizumab is also concentration-dependent and varies depending on the serum concentration level. Population pharmacokinetic analyses in any patient population tested so far indicate no relationship between apparent clearance and the presence of anti-drug antibodies.

#### *Rheumatoid Arthritis - Intravenous and Subcutaneous Administration*

The pharmacokinetics in healthy subjects and RA patients suggest that PK is similar between the two populations.

The population PK model was developed from an analysis dataset composed of an IV dataset of 1793 patients from Study I, Study III, Study IV, and Study V, and from an IV and SC dataset of 1759 patients from Studies SC-I and SC-II.  $C_{mean}$  is included in place of  $AUC_{tau}$ , since for dosing regimens with different inter-dose intervals, the mean concentration over the dosing period characterizes the comparative exposure better than  $AUC_{tau}$ .

At high serum concentrations, when total clearance of tocilizumab is dominated by linear clearance, a terminal half-life of approximately 21.5 days was derived from the population parameter estimates.

For doses of 4 mg/kg tocilizumab given every 4 weeks intravenously, the estimated median (range)  $C_{max}$ ,  $C_{trough}$ , and  $C_{mean}$  of tocilizumab at steady state were 86.1 (44.8–202) mcg/mL, 0.1 (0.0–14.6) mcg/mL, and 18.0 (8.9–50.7) mcg/mL, respectively. For doses of 8 mg/kg tocilizumab given every 4 weeks intravenously, the estimated median (range)  $C_{max}$ ,  $C_{trough}$ , and  $C_{mean}$  of tocilizumab were 176 (75.4–557) mcg/mL, 13.4 (0.1–154) mcg/mL, and 54.0 (17–260) mcg/mL, respectively.  $C_{max}$  increased dose-proportionally between doses of 4 and 8 mg/kg IV every 4 weeks, while a greater than dose-proportional increase was observed in  $C_{mean}$  and  $C_{trough}$ . At steady-state,  $C_{mean}$  and  $C_{trough}$  were 3.0 and 134 fold higher at 8 mg/kg as compared to 4 mg/kg, respectively.

The accumulation ratios for AUC and  $C_{max}$  after multiple doses of 4 and 8 mg/kg IV Q4W are low, while the accumulation ratios for  $C_{trough}$  are higher (2.62 and 2.47, respectively). For  $C_{max}$ , greater than 90% of the steady-state value was reached after the 1st IV infusion. For  $AUC_{tau}$  and  $C_{mean}$ , 90% of the steady-state value was reached after the 1st and 3rd infusion for 4 mg/kg and 8 mg/kg IV, while for  $C_{trough}$ , approximately 90% of the steady-state value was reached after the 4th IV infusion after both doses.

For doses of 162 mg given every other week subcutaneously, the estimated median (range) steady-state  $C_{max}$ ,  $C_{trough}$ , and  $C_{mean}$  of tocilizumab were 12.1 (0.4–49.3) mcg/mL, 4.1 (0.0–34.2) mcg/mL, and 9.2 (0.2–43.6) mcg/mL, respectively.

For doses of 162 mg given every week subcutaneously, the estimated median (range) steady-state  $C_{max}$ ,  $C_{trough}$ , and  $C_{mean}$  of tocilizumab were 49.8 (3–150) mcg/mL, 42.9 (1.3–144) mcg/mL, and 47.3 (2.4–147) mcg/mL, respectively. Exposures after the 162 mg SC QW regimen were greater by 5.1 ( $C_{mean}$ ) to 10.5 fold ( $C_{trough}$ ) compared to the 162 mg SC Q2W regimen.

Accumulation ratios after multiple doses of either SC regimen were higher than after IV regimen with the highest ratios for  $C_{trough}$  (6.02 and 6.30, for 162 mg SC Q2W and 162 mg SC QW, respectively). The higher accumulation for  $C_{trough}$  was expected based on the nonlinear clearance contribution at lower concentrations. For  $C_{max}$ , greater than 90% of the steady-state value was reached after the 5th SC and the 12th SC injection with the Q2W and QW regimens, respectively. For  $AUC_{tau}$  and  $C_{mean}$ , 90% of the steady-state value was reached after the 6th and 12th injections for the 162 mg SC Q2W and QW regimens, respectively. For  $C_{trough}$ , approximately 90% of the steady-state value was reached after the 6th and 12th injections for the 162 mg SC Q2W and QW regimens, respectively.

Population PK analysis identified body weight as a significant covariate impacting the pharmacokinetics of tocilizumab. When given IV on a mg/kg basis, individuals with body weight  $\geq 100$  kg are predicted to have mean steady-state exposures higher than mean values for the patient population. Therefore, tocilizumab doses exceeding 800 mg per infusion are not recommended in patients with RA [see *Dosage and Administration* (2.2)]. Due to the flat dosing employed for SC administration of tocilizumab, no modifications are necessary by this dosing route.

### ***Giant Cell Arteritis – Subcutaneous and Intravenous Administration***

The pharmacokinetics of tocilizumab SC in GCA patients was determined using a population pharmacokinetic analysis on a dataset composed of 149 GCA patients treated with 162 mg subcutaneously every week or with 162 mg subcutaneously every other week.

For the 162 mg every week dose, the estimated median (range) steady-state  $C_{max}$ ,  $C_{trough}$  and  $C_{mean}$  of tocilizumab SC were 72.1 (12.2–151) mcg/mL, 67.2 (10.7–145) mcg/mL, and 70.6 (11.7–149) mcg/mL, respectively. The accumulation ratios for  $C_{mean}$  or  $AUC_{tau}$ ,  $C_{trough}$ , and  $C_{max}$  were 10.9, 9.6, and 8.9, respectively. Steady state was reached after 17 weeks. For the 162 mg every other week dose, the estimated median (range) steady-state  $C_{max}$ ,  $C_{trough}$ , and  $C_{mean}$  of tocilizumab were 17.2 (1.1–56.2) mcg/mL, 7.7 (0.1–37.3) mcg/mL, and 13.7 (0.5–49) mcg/mL, respectively. The accumulation ratios for  $C_{mean}$  or  $AUC_{tau}$ ,  $C_{trough}$ , and  $C_{max}$  were 2.8, 5.6, and 2.3 respectively. Steady-state was reached after 14 weeks.

The pharmacokinetics of tocilizumab IV in GCA patients was characterized by a non-compartmental pharmacokinetic analysis which included 22 patients treated with 6 mg/kg intravenously every 4 weeks for 20 weeks. The median (range)  $C_{max}$ ,  $C_{trough}$  and  $C_{mean}$  of tocilizumab at steady state were 178 (115–320) mcg/mL, 22.7 (3.38–54.5) mcg/mL and 57.5 (32.9–110) mcg/mL, respectively. Steady state trough concentrations were within the range observed in GCA patients treated with 162 mg TCZ SC administered every week or every other week.

Based on pharmacokinetic exposure and extrapolation between RA and GCA patients, when given IV on a mg/kg basis, tocilizumab doses exceeding 600 mg per infusion are not recommended in patients with GCA [see *Dosage and Administration* (2.3)].

### ***Polyarticular Juvenile Idiopathic Arthritis – Intravenous and Subcutaneous Administration***

The pharmacokinetics of tocilizumab (TCZ) in PJIA patients was characterized by a population pharmacokinetic analysis which included 188 patients who were treated with TCZ IV or 52 patients treated with TCZ SC.

For doses of 8 mg/kg tocilizumab (patients with a body weight at or above 30 kg) given every 4 weeks intravenously, the estimated median (range)  $C_{max}$ ,  $C_{trough}$ , and  $C_{mean}$  of tocilizumab at steady state were 181 (114–331) mcg/mL, 3.28 (0.02–35.4) mcg/mL, and 38.6 (22.2–83.8) mcg/mL, respectively. For doses of 10 mg/kg tocilizumab (patients with a body weight less than 30 kg) given every 4 weeks intravenously, the estimated median (range)  $C_{max}$ ,  $C_{trough}$ , and  $C_{mean}$  of tocilizumab were 167 (125–220) mcg/mL, 0.35 (0–11.8) mcg/mL, and 30.8 (16.0–48.0) mcg/mL, respectively.

The accumulation ratios were 1.05 and 1.16 for  $AUC_{4weeks}$ , and 1.43 and 2.22 for  $C_{trough}$  for 10 mg/kg (BW less than 30 kg) and 8 mg/kg (BW at or above 30 kg) intravenous doses, respectively. No accumulation for  $C_{max}$  was observed. Following 10 mg/kg and 8 mg/kg TCZ IV every 4 weeks doses in PJIA patients (aged 2 to 17 years),



steady state concentrations (trough and average) were within the range of exposures in adult RA patients following 4 mg/kg and 8 mg/kg every 4 weeks, and steady state peak concentrations in PJIA patients were comparable to those following 8 mg/kg every 4 weeks in adult RA patients.

For doses of 162 mg tocilizumab (patients with a body weight at or above 30 kg) given every 2 weeks subcutaneously, the estimated median (range)  $C_{max}$ ,  $C_{trough}$ , and  $C_{mean}$  of tocilizumab were 29.7 (7.56–50.3) mcg/mL, 12.7 (0.19–23.8) mcg/mL, and 23.0 (3.86–36.9) mcg/mL, respectively. For doses of 162 mg tocilizumab (patients with a body weight less than 30 kg) given every 3 weeks subcutaneously, the estimated median (range)  $C_{max}$ ,  $C_{trough}$ , and  $C_{mean}$  of tocilizumab were 62.4 (39.4–121) mcg/mL, 13.4 (0.21–52.3) mcg/mL, and 35.7 (17.4–91.8) mcg/mL, respectively.

The accumulation ratios were 1.46 and 2.04 for  $AUC_{4weeks}$ , 2.08 and 3.58 for  $C_{trough}$ , and 1.32 and 1.72 for  $C_{max}$ , for 162 mg given every 3 weeks (BW less than 30 kg) and 162 mg given every 2 weeks (BW at or above 30 kg) subcutaneous doses, respectively. Following subcutaneous dosing, steady state  $C_{trough}$  was comparable for patients in the two body weight groups, while steady-state  $C_{max}$  and  $C_{mean}$  were higher for patients in the less than 30 kg group compared to the group at or above 30 kg. All patients treated with TCZ SC had steady-state  $C_{trough}$  at or higher than that achieved with TCZ IV across the spectrum of body weights. The average and trough concentrations in patients after subcutaneous dosing were within the range of those achieved in adult patients with RA following the subcutaneous administration of the recommended regimens.

### ***Systemic Juvenile Idiopathic Arthritis – Intravenous and Subcutaneous Administration***

The pharmacokinetics of tocilizumab (TCZ) in SJIA patients was characterized by a population pharmacokinetic analysis which included 89 patients who were treated with TCZ IV or 51 patients treated with TCZ SC.

For doses of 8 mg/kg tocilizumab (patients with a body weight at or above 30 kg) given every 2 weeks intravenously, the estimated median (range)  $C_{max}$ ,  $C_{trough}$ , and  $C_{mean}$  of tocilizumab were 253 (120–404) mcg/mL, 70.7 (5.26–127) mcg/mL, and 117 (37.6–199) mcg/mL, respectively. For doses of 12 mg/kg tocilizumab (patients with a body weight less than 30 kg) given every 2 weeks intravenously, the estimated median (range)  $C_{max}$ ,  $C_{trough}$ , and  $C_{mean}$  of tocilizumab were 274 (149–444) mcg/mL, 65.9 (19.0–135) mcg/mL, and 124 (60–194) mcg/mL, respectively.

The accumulation ratios were 1.95 and 2.01 for  $AUC_{4weeks}$ , and 3.41 and 3.20 for  $C_{trough}$  for 12 mg/kg (BW less than 30 kg) and 8 mg/kg (BW at or above 30 kg) intravenous doses, respectively. Accumulation data for  $C_{max}$  were 1.37 and 1.42 for 12 mg/kg (BW less than 30 kg) and 8 mg/kg (BW at or above 30 kg) intravenous doses, respectively. Following every other week dosing with tocilizumab IV, steady state was reached by 8 weeks for both body weight groups. Mean estimated tocilizumab exposure parameters were similar between the two dose groups defined by body weight.

For doses of 162 mg tocilizumab (patients with a body weight at or above 30 kg) given every week subcutaneously, the estimated median (range)  $C_{max}$ ,  $C_{trough}$ , and  $C_{mean}$  of tocilizumab were 89.8 (26.4–190) mcg/mL, 72.4 (19.5–158) mcg/mL, and 82.4 (23.9–169) mcg/mL, respectively. For doses of 162 mg tocilizumab (patients with a body weight less than 30 kg) given every 2 weeks subcutaneously, the estimated median (range)  $C_{max}$ ,  $C_{trough}$ , and  $C_{mean}$  of tocilizumab were 127 (51.7–266) mcg/mL, 64.2 (16.6–136) mcg/mL, and 92.7 (38.5–199) mcg/mL, respectively.

The accumulation ratios were 2.27 and 4.28 for  $AUC_{4weeks}$ , 3.21 and 4.39 for  $C_{trough}$ , and 1.88 and 3.66 for  $C_{max}$ , for 162 mg given every 2 weeks (BW less than 30 kg) and 162 mg given every week (BW at or above 30 kg) subcutaneous doses, respectively. Following subcutaneous dosing, steady state was reached by 12 weeks for both body weight groups. All patients treated with tocilizumab SC had steady-state  $C_{max}$  lower than that achieved with tocilizumab IV across the spectrum of body weights. Trough and mean concentrations in patients after SC dosing were similar to those achieved with tocilizumab IV across body weights.

## ***COVID-19 -Intravenous Administration***

The pharmacokinetics of tocilizumab in COVID-19 patients was characterized by a population pharmacokinetic analysis of a dataset composed of 380 adult patients treated with tocilizumab 8mg/kg intravenously (IV) in the COVACTA study [see *Clinical Studies (14.9)*] and another clinical study.

For one dose of 8 mg/kg tocilizumab IV, the estimated median (range)  $C_{max}$  and  $C_{day28}$  of tocilizumab were 151 (77.5-319) mcg/mL and 0.229 (0.00119-19.4) mcg/mL, respectively. For two doses of 8 mg/kg tocilizumab IV separated by at least 8 hours, the estimated median (range)  $C_{max}$  and  $C_{day28}$  of tocilizumab was 290 (152-604) mcg/mL and 7.04 (0.00474-54.8) mcg/mL, respectively. The weight-tiered dosing used in RECOVERY study, 800 mg for patients >90 kg, 600 mg for patients >65 and ≤90 kg, 400 mg for patients >40 and ≤65 kg, and 8mg/kg for patients ≤40 kg, is comparable to 8 mg/kg dosing and is expected to have similar exposure.

### **Absorption**

Following subcutaneous dosing, the absorption half-life was around 4 days in RA and GCA patients. The bioavailability for the subcutaneous formulation was 80%.

Following subcutaneous dosing in PJIA patients, the absorption half-life was around 2 days, and the bioavailability for the subcutaneous formulation in PJIA patients was 96%.

Following subcutaneous dosing in SJIA patients, the absorption half-life was around 2 days, and the bioavailability for the SC formulation in SJIA patients was 95%.

In RA patients the median values of  $T_{max}$  were 2.8 days after the tocilizumab every week dose and 4.7 days after the tocilizumab every other week dose.

In GCA patients, the median values of  $T_{max}$  were 3 days after the tocilizumab every week dose and 4.5 days after the tocilizumab every other week dose.

### **Distribution**

Following intravenous dosing, tocilizumab undergoes biphasic elimination from the circulation. In rheumatoid arthritis patients the central volume of distribution was 3.5 L and the peripheral volume of distribution was 2.9 L, resulting in a volume of distribution at steady state of 6.4 L.

In GCA patients, the central volume of distribution was 4.09 L, the peripheral volume of distribution was 3.37 L resulting in a volume of distribution at steady state of 7.46 L.

In pediatric patients with PJIA, the central volume of distribution was 1.98 L, the peripheral volume of distribution was 2.1 L, resulting in a volume of distribution at steady state of 4.08 L.

In pediatric patients with SJIA, the central volume of distribution was 1.87 L, the peripheral volume of distribution was 2.14 L resulting in a volume of distribution at steady state of 4.01 L.

In COVID-19 patients treated with one or two infusions of tocilizumab 8 mg/kg intravenously separated by 8 hours, the estimated central volume of distribution was 4.52 L, and the estimated peripheral volume of distribution was 4.23 L, resulting in a volume of distribution of 8.75 L.

### **Elimination**

Tocilizumab is eliminated by a combination of linear clearance and nonlinear elimination. The concentration-dependent nonlinear elimination plays a major role at low tocilizumab concentrations. Once the nonlinear pathway is saturated, at higher tocilizumab concentrations, clearance is mainly determined by the linear clearance. The saturation of the nonlinear elimination leads to an increase in exposure that is more than dose-proportional. The pharmacokinetic parameters of tocilizumab do not change with time.

Population pharmacokinetic analyses in any patient population tested so far indicate no relationship between

apparent clearance and the presence of anti-drug antibodies.

The linear clearance in the population pharmacokinetic analysis was estimated to be 12.5 mL per h in RA patients, 6.7 mL per h in GCA patients, 5.8 mL per h in pediatric patients with PJIA, and 5.7 mL per h in pediatric patients with SJIA. In COVID-19 patients, serum concentrations were below the limit of quantification after 35 days on average following one infusion of tocilizumab 8 mg/kg intravenously. The average linear clearance in the population pharmacokinetic analysis was estimated to be 17.6 mL per hour in patients with baseline ordinal scale category 3 (OS 3, patients requiring supplemental oxygen), 22.5 mL per hour in patients with baseline OS 4 (patients requiring high-flow oxygen or non-invasive ventilation), 29 mL per hour in patients with baseline OS 5 (patients requiring mechanical ventilation), and 35.4 mL per hour in patients with baseline OS 6 (patients requiring extracorporeal membrane oxygenation (ECMO) or mechanical ventilation and additional organ support).

Due to the dependence of total clearance on tocilizumab serum concentrations, the half-life of tocilizumab is also concentration-dependent and varies depending on the serum concentration level.

For intravenous administration in RA patients, the concentration-dependent apparent  $t_{1/2}$  is up to 11 days for 4 mg per kg and up to 13 days for 8 mg per kg every 4 weeks in patients with RA at steady-state. For subcutaneous administration in RA patients, the concentration-dependent apparent  $t_{1/2}$  is up to 13 days for 162 mg every week and 5 days for 162 mg every other week in patients with RA at steady-state.

In GCA patients at steady state, the effective  $t_{1/2}$  of tocilizumab varied between 18.3 and 18.9 days for 162 mg subcutaneously every week dosing regimen and between 4.2 and 7.9 days for 162 mg subcutaneously every other week dosing regimen. For intravenous administration in GCA patients, the TCZ concentration-dependent apparent  $t_{1/2}$  was 13.2 days following 6 mg/kg every 4 weeks.

The  $t_{1/2}$  of tocilizumab in children with PJIA is up to 17 days for the two body weight categories (8 mg/kg for body weight at or above 30 kg or 10 mg/kg for body weight below 30 kg) during a dosing interval at steady state. For subcutaneous administration, the  $t_{1/2}$  of tocilizumab in PJIA patients is up to 10 days for the two body weight categories (every other week regimen for body weight at or above 30 kg or every 3 week regimen for body weight less than 30 kg) during a dosing interval at steady state.

The  $t_{1/2}$  of tocilizumab intravenous in pediatric patients with SJIA is up to 16 days for the two body weight categories (8 mg/kg for body weight at or above 30 kg and 12 mg/kg for body weight below 30 kg every other week) during a dosing interval at steady-state. Following subcutaneous administration, the effective  $t_{1/2}$  of tocilizumab subcutaneous in SJIA patients is up to 14 days for both the body weight categories (162 mg every week for body weight at or above 30 kg and 162 mg every two weeks for body weight below 30 kg) during a dosing interval at steady state.

### Specific Populations

Population pharmacokinetic analyses in adult rheumatoid arthritis patients and GCA patients showed that age, gender and race did not affect the pharmacokinetics of tocilizumab. Linear clearance was found to increase with body size. In RA patients, the body weight-based dose (8 mg per kg) resulted in approximately 86% higher exposure in patients who are greater than 100 kg in comparison to patients who are less than 60 kg. There was an inverse relationship between tocilizumab exposure and body weight for flat dose subcutaneous regimens.

In GCA patients treated with tocilizumab-SC, higher exposure was observed in patients with lower body weight. For the 162 mg every week subcutaneous dosing regimen, the steady-state  $C_{mean}$  was 51% higher in patients with body weight less than 60 kg compared to patients weighing between 60 to 100 kg. For the 162 mg every other week subcutaneous regimen, the steady-state  $C_{mean}$  was 129% higher in patients with body weight less than 60 kg compared to patients weighing between 60 to 100 kg. There is limited data for patients above 100 kg (n=7).

In COVID-19 patients, exposure following body-weight-based intravenous dosing (8 mg per kg tocilizumab up to 100 kg body weight with a maximum dose of 800 mg) was dependent on body weight and disease severity assessed by an ordinal scale (OS). Within an OS category, compared to patients with a mean body weight of 80 kg, exposure was 20% lower in patients weighing less than 60 kg. Exposure in patients weighing more than 100 kg was in the same range as exposure in patients with a mean body weight of 80 kg. For an 80 kg patient,

exposure decreases as OS category increases; for each category increase, exposure decreases by 13%.

#### *Patients with Hepatic Impairment*

No formal study of the effect of hepatic impairment on the pharmacokinetics of tocilizumab was conducted.

#### *Patients with Renal Impairment*

No formal study of the effect of renal impairment on the pharmacokinetics of tocilizumab was conducted.

Most of the RA and GCA patients in the population pharmacokinetic analysis had normal renal function or mild renal impairment. Mild renal impairment (estimated creatinine clearance less than 80 mL per min and at or above 50 mL per min based on Cockcroft-Gault formula) did not impact the pharmacokinetics of tocilizumab.

Approximately one-third of the patients in the tocilizumab-SC GCA clinical trial had moderate renal impairment at baseline (estimated creatinine clearance of 30-59 mL/min). No impact on tocilizumab exposure was noted in these patients.

No dose adjustment is required in patients with mild or moderate renal impairment.

#### Drug Interaction Studies

In vitro data suggested that IL-6 reduced mRNA expression for several CYP450 isoenzymes including CYP1A2, CYP2B6, CYP2C9, CYP2C19, CYP2D6 and CYP3A4, and this reduced expression was reversed by co-incubation with tocilizumab at clinically relevant concentrations. Accordingly, inhibition of IL-6 signaling in RA patients treated with tocilizumab may restore CYP450 activities to higher levels than those in the absence of tocilizumab leading to increased metabolism of drugs that are CYP450 substrates. Its effect on CYP2C8 or transporters (e.g., P-gp) is unknown. This is clinically relevant for CYP450 substrates with a narrow therapeutic index, where the dose is individually adjusted. Upon initiation of Tocilizumab-anoh, in patients being treated with these types of medicinal products, therapeutic monitoring of the effect (e.g., warfarin) or drug concentration (e.g., cyclosporine or theophylline) should be performed and the individual dose of the medicinal product adjusted as needed. Caution should be exercised when Tocilizumab-anoh is coadministered with drugs where decrease in effectiveness is undesirable, e.g., oral contraceptives (CYP3A4 substrates) [see *Drug Interactions* (7.2)].

#### *Simvastatin*

Simvastatin is a CYP3A4 and OATP1B1 substrate. In 12 RA patients not treated with tocilizumab, receiving 40 mg simvastatin, exposures of simvastatin and its metabolite, simvastatin acid, was 4- to 10-fold and 2-fold higher, respectively, than the exposures observed in healthy subjects. One week following administration of a single infusion of tocilizumab (10 mg per kg), exposure of simvastatin and simvastatin acid decreased by 57% and 39%, respectively, to exposures that were similar or slightly higher than those observed in healthy subjects. Exposures of simvastatin and simvastatin acid increased upon withdrawal of tocilizumab in RA patients. Selection of a particular dose of simvastatin in RA patients should take into account the potentially lower exposures that may result after initiation of Tocilizumab-anoh (due to normalization of CYP3A4) or higher exposures after discontinuation of Tocilizumab-anoh.

#### *Omeprazole*

Omeprazole is a CYP2C19 and CYP3A4 substrate. In RA patients receiving 10 mg omeprazole, exposure to omeprazole was approximately 2 fold higher than that observed in healthy subjects. In RA patients receiving 10 mg omeprazole, before and one week after tocilizumab infusion (8 mg per kg), the omeprazole AUC<sub>inf</sub> decreased by 12% for poor (N=5) and intermediate metabolizers (N=5) and by 28% for extensive metabolizers (N=8) and were slightly higher than those observed in healthy subjects.

#### *Dextromethorphan*

Dextromethorphan is a CYP2D6 and CYP3A4 substrate. In 13 RA patients receiving 30 mg dextromethorphan, exposure to dextromethorphan was comparable to that in healthy subjects. However, exposure to its metabolite, dextrorphan (a CYP3A4 substrate), was a fraction of that observed in healthy subjects. One week following administration of a single infusion of tocilizumab (8 mg per kg), dextromethorphan exposure was decreased by approximately 5%. However, a larger decrease (29%) in dextrorphan levels was noted after tocilizumab infusion.

## 13 NONCLINICAL TOXICOLOGY

### 13.1 Carcinogenesis, Mutagenesis, Impairment of Fertility

No long-term animal studies have been performed to establish the carcinogenicity potential of tocilizumab products. Literature indicates that the IL-6 pathway can mediate anti-tumor responses by promoting increased immune cell surveillance of the tumor microenvironment. However, available published evidence also supports that IL-6 signaling through the IL-6 receptor may be involved in pathways that lead to tumorigenesis. The malignancy risk in humans from an antibody that disrupts signaling through the IL-6 receptor, such as tocilizumab, is presently unknown.

Fertility and reproductive performance were unaffected in male and female mice that received a murine analogue of tocilizumab administered by the intravenous route at a dose of 50 mg/kg every three days.

## 14 CLINICAL STUDIES

### 14.1 Rheumatoid Arthritis – Intravenous Administration

The efficacy and safety of intravenously administered tocilizumab was assessed in five randomized, double-blind, multicenter studies in patients greater than 18 years with active rheumatoid arthritis diagnosed according to American College of Rheumatology (ACR) criteria. Patients had at least 8 tender and 6 swollen joints at baseline. Tocilizumab was given intravenously every 4 weeks as monotherapy (Study I), in combination with methotrexate (MTX) (Studies II and III) or other disease-modifying anti-rheumatic drugs (DMARDs) (Study IV) in patients with an inadequate response to those drugs, or in combination with MTX in patients with an inadequate response to TNF antagonists (Study V).

*Study I* (NCT00109408) evaluated patients with moderate to severe active rheumatoid arthritis who had not been treated with MTX within 24 weeks prior to randomization, or who had not discontinued previous methotrexate treatment as a result of clinically important toxic effects or lack of response. In this study, 67% of patients were MTX-naïve, and over 40% of patients had rheumatoid arthritis less than 2 years. Patients received tocilizumab 8 mg per kg monotherapy or MTX alone (dose titrated over 8 weeks from 7.5 mg to a maximum of 20 mg weekly). The primary endpoint was the proportion of tocilizumab patients who achieved an ACR 20 response at Week 24.

*Study II* (NCT00106535) was a 104-week study with an optional 156-week extension phase that evaluated patients with moderate to severe active rheumatoid arthritis who had an inadequate clinical response to MTX. Patients received tocilizumab 8 mg per kg, tocilizumab 4 mg per kg, or placebo every four weeks, in combination with MTX (10 to 25 mg weekly). Upon completion of 52-weeks, patients received open-label treatment with tocilizumab 8 mg per kg through 104 weeks or they had the option to continue their double-blind treatment if they maintained a greater than 70% improvement in swollen/tender joint count. Two pre-specified interim analyses at week 24 and week 52 were conducted. The primary endpoint at week 24 was the proportion of patients who achieved an ACR 20 response. At weeks 52 and 104, the primary endpoints were change from baseline in modified total Sharp-Genant score and the area under the curve (AUC) of the change from baseline in HAQ-DI score.

*Study III* (NCT00106548) evaluated patients with moderate to severe active rheumatoid arthritis who had an inadequate clinical response to MTX. Patients received tocilizumab 8 mg per kg, tocilizumab 4 mg per kg, or placebo every four weeks, in combination with MTX (10 to 25 mg weekly). The primary endpoint was the proportion of patients who achieved an ACR 20 response at week 24.

*Study IV* (NCT00106574) evaluated patients who had an inadequate response to their existing therapy, including one or more DMARDs. Patients received tocilizumab 8 mg per kg or placebo every four weeks, in combination with the stable DMARDs. The primary endpoint was the proportion of patients who achieved an ACR 20 response at week 24.

*Study V* (NCT00106522) evaluated patients with moderate to severe active rheumatoid arthritis who had an inadequate clinical response or were intolerant to one or more TNF antagonist therapies. The TNF antagonist therapy was discontinued prior to randomization. Patients received tocilizumab 8 mg per kg, tocilizumab 4 mg per kg, or placebo every four weeks, in combination with MTX (10 to 25 mg weekly). The primary endpoint was the proportion of patients who achieved an ACR 20 response at week 24.

### Clinical Response

The percentages of intravenous tocilizumab-treated patients achieving ACR 20, 50 and 70 responses are shown in **Table 4**. In all intravenous studies, patients treated with 8 mg per kg tocilizumab had higher ACR 20, ACR 50, and ACR 70 response rates versus MTX- or placebo-treated patients at week 24.

During the 24 week controlled portions of Studies I to V, patients treated with tocilizumab at a dose of 4 mg per kg in patients with inadequate response to DMARDs or TNF antagonist therapy had lower response rates compared to patients treated with tocilizumab 8 mg per kg.

**Table 4 Clinical Response at Weeks 24 and 52 in Active and Placebo Controlled Trials of Intravenous Tocilizumab (Percent of Patients)**

Percent of Patients													
	Study I		Study II			Study III			Study IV		Study V		
	MTX	Tocilizumab 8 mg per kg	Placebo + MTX	Tocilizumab 4 mg per kg + MTX	Tocilizumab 8 mg per kg + MTX	Placebo + MTX	Tocilizumab 4 mg per kg + MTX	Tocilizumab 8 mg per kg + MTX	Placebo + DMARDs	Tocilizumab 8 mg per kg + DMARDs	Placebo + MTX	Tocilizumab 4 mg per kg + MTX	Tocilizumab 8 mg per kg + MTX
	N=284	N=286 (95% CI <sup>a</sup> )	N=393	N=399 (95% CI <sup>a</sup> )	N=398 (95% CI <sup>a</sup> )	N=204	N=213 (95% CI <sup>a</sup> )	N=205 (95% CI <sup>a</sup> )	N=413	N=803 (95% CI <sup>a</sup> )	N=158	N=161 (95% CI <sup>a</sup> )	N=170 (95% CI <sup>a</sup> )
<b>Response Rate</b>													
<b>ACR 20</b>													
Week 24	53%	70% (0.11, 0.27)	27%	51% (0.17, 0.29)	56% (0.23, 0.35)	27%	48% (0.15, 0.32)	59% (0.23, 0.41)	24%	61% (0.30, 0.40)	10%	30% (0.15, 0.36)	50% (0.36, 0.56)
Week 52	N/A	N/A	25%	47% (0.15, 0.28)	56% (0.25, 0.38)	N/A	N/A	N/A	N/A	N/A	N/A	N/A	N/A
<b>ACR 50</b>													
Week 24	34%	44% (0.04, 0.20)	10%	25% (0.09, 0.20)	32% (0.16, 0.28)	11%	32% (0.13, 0.29)	44% (0.25, 0.41)	9%	38% (0.23, 0.33)	4%	17% (0.05, 0.25)	29% (0.21, 0.41)
Week 52	N/A	N/A	10%	29% (0.14, 0.25)	36% (0.21, 0.32)	N/A	N/A	N/A	N/A	N/A	N/A	N/A	N/A
<b>ACR 70</b>													
Week 24	15%	28% (0.07, 0.22)	2%	11% (0.03, 0.13)	13% (0.05, 0.15)	2%	12% (0.04, 0.18)	22% (0.12, 0.27)	3%	21% (0.13, 0.21)	1%	5% (-0.06, 0.14)	12% (0.03, 0.22)
Week 52	N/A	N/A	4%	16% (0.08, 0.17)	20% (0.12, 0.21)	N/A	N/A	N/A	N/A	N/A	N/A	N/A	N/A
<b>Major Clinical Responses<sup>b</sup></b>													
Week 52	N/A	N/A	1%	4% (0.01, 0.06)	7% (0.03, 0.09)	N/A	N/A	N/A	N/A	N/A	N/A	N/A	N/A

<sup>a</sup> CI: 95% confidence interval of the weighted difference to placebo adjusted for site (and disease duration for Study I only)

<sup>b</sup> Major clinical response is defined as achieving an ACR 70 response for a continuous 24 week period



In study II, a greater proportion of patients treated with 4 mg per kg and 8 mg per kg tocilizumab + MTX achieved a low level of disease activity as measured by a DAS 28-ESR less than 2.6 compared with placebo +MTX treated patients at week 52. The proportion of tocilizumab-treated patients achieving DAS 28-ESR less than 2.6, and the number of residual active joints in these responders in Study II are shown in **Table 5**.

**Table 5 Proportion of Patients with DAS28-ESR Less Than 2.6 with Number of Residual Active Joints in Trials of Intravenous Tocilizumab**

Study II			
	Placebo + MTX N = 393	Tocilizumab 4 mg per kg + MTX N = 399	Tocilizumab 8 mg per kg + MTX N = 398
DAS28-ESR less than 2.6			
Proportion of responders at week 52 (n) 95% confidence interval	3% (12)	18% (70) 0.10, 0.19	32% (127) 0.24, 0.34
Of responders, proportion with 0 active joints (n)	33% (4)	27% (19)	21% (27)
Of responders, proportion with 1 active joint (n)	8% (1)	19% (13)	13% (16)
Of responders, proportion with 2 active joints (n)	25% (3)	13% (9)	20% (25)
Of responders, proportion with 3 or more active joints (n)	33% (4)	41% (29)	47% (59)

\*n denotes numerator of all the percentage. Denominator is the intent-to-treat population. Not all patients received DAS28 assessments at Week 52.

The results of the components of the ACR response criteria for Studies III and V are shown in **Table 6**. Similar results to Study III were observed in Studies I, II and IV.

**Table 6 Components of ACR Response at Week 24 in Trials of Intravenous Tocilizumab**

Component (mean)	Study III						Study V					
	Tocilizumab 4 mg per kg + MTX N=213		Tocilizumab 8 mg per kg + MTX N=205		Placebo + MTX N=204		Tocilizumab 4 mg per kg + MTX N=161		Tocilizumab 8 mg per kg + MTX N=170		Placebo + MTX N=158	
	Baseline	Week 24 <sup>a</sup>	Baseline	Week 24 <sup>a</sup>	Baseline	Week 24	Baseline	Week 24 <sup>a</sup>	Baseline	Week 24 <sup>a</sup>	Baseline	Week 24
Number of tender joints (0-68)	33	19 -7.0 (-10.0, -4.1)	32	14.5 -9.6 (-12.6, -6.7)	33	25	31	21 -10.8 (-14.6, -7.1)	32	17 -15.1 (-18.8, -11.4)	30	30
Number of swollen joints (0-66)	20	10 -4.2 (-6.1, -2.3)	19.5	8 -6.2 (-8.1, -4.2)	21	15	19.5	13 -6.2 (-9.0, -3.5)	19	11 -7.2 (-9.9, -4.5)	19	18
Pain <sup>b</sup>	61	33 -11.0 (-17.0, -5.0)	60	30 -15.8 (-21.7, -9.9)	57	43	63.5	43 -12.4 (-22.1, -2.1)	65	33 -23.9 (-33.7, -14.1)	64	48
Patient global assessment <sup>b</sup>	66	34 -10.9 (-17.1, -4.8)	65	31 -14.9 (-20.9, -8.9)	64	45	70	46 -10.0 (-20.3, 0.3)	70	36 -17.4 (-27.8, -7.0)	71	51
Physician global assessment <sup>b</sup>	64	26 -5.6 (-10.5, -0.8)	64	23 -9.0 (-13.8, -4.2)	64	32	66.5	39 -10.5 (-18.6, -2.5)	66	28 -18.2 (-26.3, -10.0)	67.5	43
Disability index (HAQ) <sup>c</sup>	1.64	1.01 -0.18 (-0.34, -0.02)	1.55	0.96 -0.21 (-0.37, -0.05)	1.55	1.21	1.67	1.39 -0.25 (-0.42, -0.09)	1.75	1.34 -0.34 (-0.51, -0.17)	1.70	1.58
CRP (mg per dL)	2.79	1.17 -1.30 (-2.0, -0.59)	2.61	0.25 -2.156 (-2.86, -1.46)	2.36	1.89	3.11	1.77 -1.34 (-2.5, -0.15)	2.80	0.28 -2.52 (-3.72, -1.32)	3.705	3.06

<sup>a</sup> Data shown is mean at week 24, difference in adjusted mean change from baseline compared with placebo + MTX at week 24 and 95% confidence interval for that difference

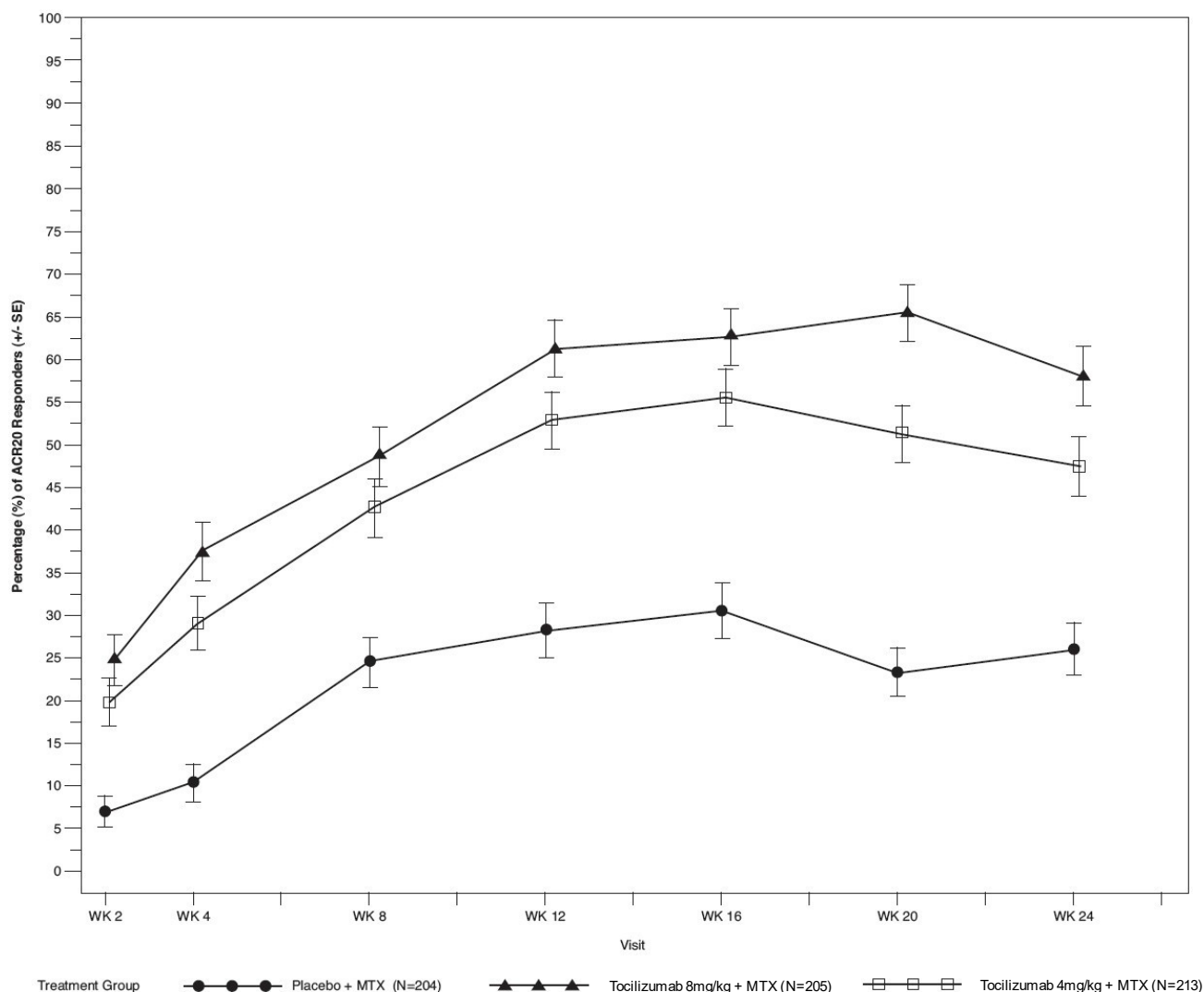
<sup>b</sup> Visual analog scale: 0 = best, 100 = worst

<sup>c</sup> Health Assessment Questionnaire: 0 = best, 3 = worst; 20 questions; 8 categories: dressing and grooming, arising, eating, walking, hygiene, reach, grip, and activities

The percent of ACR 20 responders by visit for Study III is shown in **Figure 1**. Similar response curves were observed in studies I, II, IV, and V.

**Figure 1** Percent of ACR 20 Responders by Visit for Study III (Inadequate Response to MTX)\*

\*The same patients may not have responded at each timepoint.



### Radiographic Response

In Study II, structural joint damage was assessed radiographically and expressed as change in total Sharp-Genant score and its components, the erosion score and joint space narrowing score. Radiographs of hands/wrists and forefeet were obtained at baseline, 24 weeks, 52 weeks, and 104 weeks and scored by readers unaware of treatments group and visit number. The results from baseline to week 52 are shown in **Table 7**. Tocilizumab 4 mg per kg slowed (less than 75% inhibition compared to the control group) and tocilizumab 8 mg per kg inhibited (at least 75% inhibition compared to the control group) the progression of structural damage compared to placebo plus MTX at week 52.

**Table 7 Mean Radiographic Change from Baseline to Week 52 in Study II**

	<b>Placebo + MTX</b> <b>N=294</b>	<b>Tocilizumab</b> <b>4 mg per kg + MTX</b> <b>N=343</b>	<b>Tocilizumab</b> <b>8 mg per kg + MTX</b> <b>N=353</b>
<b>Week 52*</b>			
<b>Total Sharp-Genant Score, Mean (SD)</b>	1.17 (3.14)	0.33 (1.30)	0.25 (0.98)
<b>Adjusted Mean difference** (95%CI)</b>		-0.83 (-1.13, -0.52)	-0.90 (-1.20, -0.59)
<b>Erosion Score, Mean (SD)</b>	0.76 (2.14)	0.20 (0.83)	0.15 (0.77)
<b>Adjusted Mean difference** (95%CI)</b>		-0.55 (-0.76, -0.34)	-0.60 (-0.80, -0.39)
<b>Joint Space Narrowing Score, Mean (SD)</b>	0.41 (1.71)	0.13 (0.72)	0.10 (0.49)
<b>Adjusted Mean difference** (95%CI)</b>		-0.28 (-0.44, -0.11)	-0.30 (-0.46, -0.14)

\* Week 52 analysis employs linearly extrapolated data for patients after escape, withdrawal, or loss to follow up.

\*\* Difference between the adjusted means (tocilizumab + MTX - Placebo + MTX)

SD = standard deviation

The mean change from baseline to week 104 in Total Sharp-Genant Score for the tocilizumab 4 mg per kg groups was 0.47 (SD = 1.47) and for the 8 mg per kg groups was 0.34 (SD = 1.24). By the week 104, most patients in the control (placebo + MTX) group had crossed over to active treatment, and results are therefore not included for comparison. Patients in the active groups may have crossed over to the alternate active dose group, and results are reported per original randomized dose group.

In the placebo group, 66% of patients experienced no radiographic progression (Total Sharp-Genant Score change  $\leq 0$ ) at week 52 compared to 78% and 83% in the tocilizumab 4 mg per kg and 8 mg per kg, respectively. Following 104 weeks of treatment, 75% and 83% of patients initially randomized to tocilizumab 4 mg per kg and 8 mg per kg, respectively, experienced no progression of structural damage compared to 66% of placebo treated patients.

### Health Related Outcomes

In Study II, physical function and disability were assessed using the Health Assessment Questionnaire Disability Index (HAQ-DI). Both dosing groups of tocilizumab demonstrated a greater improvement compared to the placebo group in the AUC of change from baseline in the HAQ-DI through week 52. The mean change from baseline to week 52 in HAQ-DI was 0.6, 0.5, and 0.4 for tocilizumab 8 mg per kg, tocilizumab 4 mg per kg, and placebo treatment groups, respectively. Sixty-three percent (63%) and sixty percent (60%) of patients in the tocilizumab 8 mg per kg and tocilizumab 4 mg per kg treatment groups, respectively, achieved a clinically relevant improvement in HAQ-DI (change from baseline of  $\geq 0.3$  units) at week 52 compared to 53% in the placebo treatment group.

### Other Health-Related Outcomes

General health status was assessed by the Short Form Health Survey (SF-36) in Studies I – V. Patients receiving tocilizumab demonstrated greater improvement from baseline compared to placebo in the Physical Component Summary (PCS), Mental Component Summary (MCS), and in all 8 domains of the SF-36.

## Cardiovascular Outcomes

Study WA25204 (NCT01331837) was a randomized, open-label (sponsor-blinded), 2-arm parallel-group, multicenter, non-inferiority, cardiovascular (CV) outcomes trial in patients with a diagnosis of moderate to severe RA. This CV safety study was designed to exclude a moderate increase in CV risk in patients treated with tocilizumab compared with a TNF inhibitor standard of care (etanercept).

The study included 3,080 seropositive RA patients with active disease and an inadequate response to non-biologic disease-modifying anti-rheumatic drugs, who were aged  $\geq 50$  years with at least one additional CV risk factor beyond RA. Patients were randomized 1:1 to IV tocilizumab 8 mg/kg Q4W or SC etanercept 50 mg QW and followed for an average of 3.2 years. The primary endpoint was the comparison of the time-to-first occurrence of any component of a composite of major adverse CV events (MACE; non-fatal myocardial infarction, non-fatal stroke, or CV death), with the final intent-to-treat analysis based on a total of 161 confirmed CV events (83/1538 [5.4%] for tocilizumab; 78/1542 [5.1%] for etanercept) reviewed by an independent and blinded adjudication committee.

Non-inferiority of tocilizumab to etanercept for cardiovascular risk was determined by excluding  $>80\%$  relative increase in the risk of MACE. The estimated hazard ratio (HR) for the risk of MACE comparing tocilizumab to etanercept was 1.05; 95% CI (0.77, 1.43).

### 14.2 Rheumatoid Arthritis – Subcutaneous Administration

The efficacy and safety of subcutaneously administered tocilizumab was assessed in two double-blind, controlled, multicenter studies in patients with active RA. One study, SC-I (NCT01194414), was a non-inferiority study that compared the efficacy and safety of tocilizumab 162 mg administered every week subcutaneously to 8 mg per kg intravenously every four weeks. The second study, SC-II (NCT01232569), was a placebo controlled superiority study that evaluated the safety and efficacy of tocilizumab 162 mg administered every other week subcutaneously to placebo. Both SC-I and SC-II required patients to be  $>18$  years of age with moderate to severe active rheumatoid arthritis diagnosed according to ACR criteria who had at least 4 tender and 4 swollen joints at baseline (SC-I) or at least 8 tender and 6 swollen joints at baseline (SC-II), and an inadequate response to their existing DMARD therapy, where approximately 20% also had a history of inadequate response to at least one TNF inhibitor. All patients in both SC studies received background non-biologic DMARD(s).

In SC-I, 1262 patients were randomized 1:1 to receive tocilizumab-SC 162 mg every week or intravenous tocilizumab 8 mg/kg every four weeks in combination with DMARD(s). In SC-II, 656 patients were randomized 2:1 to tocilizumab-SC 162 mg every other week or placebo, in combination with DMARD(s). The primary endpoint in both studies was the proportion of patients who achieved an ACR20 response at Week 24.

The clinical response to 24 weeks of tocilizumab-SC therapy is shown in **Table 8**. In SC-I, the primary outcome measure was ACR20 at Week 24. The pre-specified non-inferiority margin was a treatment difference of 12%. The study demonstrated non-inferiority of tocilizumab with respect to ACR20 at Week 24; ACR50, ACR70, and DAS28 responses are also shown in **Table 8**. In SC-II, a greater portion of patients treated with tocilizumab 162 mg subcutaneously every other week achieved ACR20, ACR50, and ACR70 responses compared to placebo-treated patients (Table 8). Further, a greater proportion of patients treated with tocilizumab 162 mg subcutaneously every other week achieved a low level of disease activity as measured by a DAS28-ESR less than 2.6 at Week 24 compared to those treated with placebo (Table 8).

**Table 8 Clinical Response at Week 24 in Trials of Subcutaneous Tocilizumab (Percent of Patients)**

	SC-I <sup>a</sup>		SC-II <sup>b</sup>	
	TCZ SC 162 mg every week + DMARD N=558	TCZ IV 8mg/kg + DMARD N=537	TCZ SC 162 mg every other week + DMARD N=437	Placebo + DMARD N=219
ACR20				
Week 24	69%	73.4%	61%	32%

Weighted difference (95% CI)	-4% (-9.2, 1.2)	30% (22.0, 37.0)		
ACR50				
Week 24	47%	49%	40%	12%
Weighted difference (95% CI)	-2% (-7.5, 4.0)	28% (21.5, 34.4)		
ACR70				
Week 24	24%	28%	20%	5%
Weighted difference (95% CI)	-4% (-9.0, 1.3)	15% (9.8, 19.9)		
Change in DAS28 [Adjusted mean]				
Week 24	-3.5	-3.5	-3.1	-1.7
Adjusted mean difference (95% CI)	0 (-0.2, 0.1)	-1.4 (-1.7, -1.1)		
DAS28 < 2.6				
Week 24	38.4%	36.9%	32.0%	4.0%
Weighted difference (95% CI)	0.9 (-5.0, 6.8)	28.6 (22.0, 35.2)		

TCZ = tocilizumab

<sup>a</sup> Per Protocol Population

<sup>b</sup> Intent To Treat Population

The results of the components of the ACR response criteria and the percent of ACR20 responders by visit for tocilizumab-SC in Studies SC-I and SC-II were consistent with those observed for tocilizumab-IV.

### Radiographic Response

In study SC-II, the progression of structural joint damage was assessed radiographically and expressed as a change from baseline in the van der Heijde modified total Sharp score (mTSS). At week 24, significantly less radiographic progression was observed in patients receiving tocilizumab-SC every other week plus DMARD(s) compared to placebo plus DMARD(s); mean change from baseline in mTSS of 0.62 vs. 1.23, respectively, with an adjusted mean difference of -0.60 (-1.1, -0.1). These results are consistent with those observed in patients treated with intravenous tocilizumab.

### Health Related Outcomes

In studies SC-I and SC-II, the mean decrease from baseline to week 24 in HAQ-DI was 0.6, 0.6, 0.4 and 0.3, and the proportion of patients who achieved a clinically relevant improvement in HAQ-DI (change from baseline of  $\geq 0.3$  units) was 65%, 67%, 58% and 47%, for the subcutaneous every week, intravenous 8 mg/kg, subcutaneous every other week, and placebo treatment groups, respectively.

### Other Health-Related Outcomes

General health status was assessed by the SF-36 in Studies SC-I and SC-II. In Study SC-II, patients receiving tocilizumab every other week demonstrated greater improvement from baseline compared to placebo in the PCS, MCS, and in all 8 domains of the SF-36. In Study SC-I, improvements in these scores were similar between tocilizumab-SC every week and tocilizumab-IV 8 mg/kg.

## **14.3 Giant Cell Arteritis – Subcutaneous Administration**

The efficacy and safety of subcutaneously administered tocilizumab was assessed in a single, randomized, double-blind, multicenter study in patients with active GCA. In Study WA28119 (NCT01791153), 251 screened patients with new-onset or relapsing GCA were randomized to one of four treatment arms. Two subcutaneous doses of tocilizumab (162 mg every week and 162 mg every other week) were compared to two different placebo control groups (pre-specified prednisone-taper regimen over 26 weeks and 52 weeks) randomized 2:1:1:1. The study consisted of a 52-week blinded period, followed by a 104-week open-label extension.

All patients received background glucocorticoid (prednisone) therapy. Each of the tocilizumab-treated groups and one of the placebo-treated groups followed a pre-specified prednisone-taper regimen with the aim to reach 0 mg by 26 weeks, while the second placebo-treated group followed a pre-specified prednisone-taper regimen

with the aim to reach 0 mg by 52 weeks designed to be more in keeping with standard practice.

The primary efficacy endpoint was the proportion of patients achieving sustained remission from Week 12 through Week 52. Sustained remission was defined by a patient attaining a sustained (1) absence of GCA signs and symptoms from Week 12 through Week 52, (2) normalization of erythrocyte sedimentation rate (ESR) (to < 30 mm/hr without an elevation to  $\geq 30$  mm/hr attributable to GCA) from Week 12 through Week 52, (3) normalization of C-reactive protein (CRP) (to < 1 mg/dL, with an absence of successive elevations to  $\geq 1$  mg/dL) from Week 12 through Week 52, and (4) successful adherence to the prednisone taper defined by not more than 100 mg of excess prednisone from Week 12 through Week 52. Tocilizumab 162 mg weekly and 162 mg every other week + 26 weeks prednisone taper both showed superiority in achieving sustained remission from Week 12 through Week 52 compared with placebo + 26 weeks prednisone taper (Table 9). Both tocilizumab treatment arms also showed superiority compared to the placebo + 52 weeks prednisone taper (Table 9).

**Table 9 Efficacy Results from Study WA28119**

	<b>PBO + 26 weeks prednisone taper N=50</b>	<b>PBO + 52 weeks prednisone taper N=51</b>	<b>TCZ 162mg SC QW + 26 weeks prednisone taper N=100</b>	<b>TCZ 162 mg SC Q2W + 26 weeks prednisone taper N=49</b>
<i>Sustained remission<sup>a</sup></i>				
Responders, n (%)	7 (14.0%)	9 (17.6%)	56 (56.0%)	26 (53.1%)
Unadjusted difference in proportions vs PBO + 26 weeks taper (99.5% CI)	N/A	N/A	42.0% (18.0, 66.0)	39.1% (12.5, 65.7)
Unadjusted difference in proportions vs PBO + 52 weeks taper (99.5% CI)	N/A	N/A	38.4% (14.4, 62.3)	35.4% (8.6, 62.2)
<i>Components of Sustained Remission</i>				
Sustained absence of GCA signs and symptoms <sup>b</sup> , n (%)	20 (40.0%)	23 (45.1%)	69 (69.0%)	28 (57.1%)
Sustained ESR<30 mm/hr <sup>c</sup> , n (%)	20 (40.0%)	22 (43.1%)	83 (83.0%)	37 (75.5%)
Sustained CRP normalization <sup>d</sup> , n (%)	17 (34.0%)	13 (25.5%)	72 (72.0%)	34 (69.4%)
Successful prednisone tapering <sup>e</sup> , n (%)	10 (20.0%)	20 (39.2%)	60 (60.0%)	28 (57.1%)

<sup>a</sup> Sustained remission was achieved by a patient meeting all of the following components: absence of GCA signs and symptoms<sup>b</sup>, normalization of ESR<sup>c</sup>, normalization of CRP<sup>d</sup> and adherence to the prednisone taper regimen<sup>e</sup>.

<sup>b</sup> Patients who did not have any signs or symptoms of GCA recorded from Week 12 up to Week 52.

<sup>c</sup> Patients who did not have an elevated ESR  $\geq 30$  mm/hr which was classified as attributed to GCA from Week 12 up to Week 52.

<sup>d</sup> Patients who did not have two or more consecutive CRP records of  $\geq 1$  mg/dL from Week 12 up to Week 52.

<sup>e</sup> Patients who did not enter escape therapy and received  $\leq 100$  mg of additional concomitant prednisone from Week 12 up to Week 52.

Patients not completing the study to week 52 were classified as non-responders in the primary and key secondary analysis: PBO+26: 6 (12.0%), PBO+52: 5 (9.8%), TCZ QW: 15 (15.0%), TCZ Q2W: 9 (18.4%).

CRP = C-reactive protein

ESR = erythrocyte sedimentation rate

PBO = placebo

Q2W = every other week dose

QW = every week dose

TCZ = tocilizumab

The estimated annual cumulative prednisone dose was lower in the two tocilizumab dose groups (medians of 1887 mg and 2207 mg on tocilizumab QW and Q2W, respectively) relative to the placebo arms (medians of 3804 mg and 3902 mg on placebo + 26 weeks prednisone and placebo + 52 weeks prednisone taper, respectively).

#### 14.4 Giant Cell Arteritis – Intravenous Administration

Intravenously administered tocilizumab in patients with GCA was assessed in WP41152 (NCT03923738), an open-label PK-PD and safety study to determine the appropriate intravenous dose of tocilizumab that achieved comparable PK-PD profiles to the tocilizumab-SC regimen.

At enrollment, all patients (n=24) were in remission on tocilizumab-IV. In Period 1, all patients received open-label tocilizumab-IV 7 mg/kg every 4 weeks for 20 weeks. Patients who completed Period 1 and remained in remission (n=22) were eligible to enter Period 2, and received open-label tocilizumab-IV 6 mg/kg every 4 weeks for 20 weeks.

The efficacy of intravenous tocilizumab 6 mg/kg in adult patients with GCA is based on pharmacokinetic exposure and extrapolation to the efficacy established for subcutaneous tocilizumab in patients with GCA [*see Clinical Pharmacology (12.3) and Clinical Studies (14.3)*].

#### 14.5 Polyarticular Juvenile Idiopathic Arthritis – Intravenous Administration

The efficacy of tocilizumab was assessed in a three-part study, WA19977 (NCT00988221), including an open-label extension in children 2 to 17 years of age with active polyarticular juvenile idiopathic arthritis (PJIA), who had an inadequate response to methotrexate or inability to tolerate methotrexate. Patients had at least 6 months of active disease (mean disease duration of  $4.2 \pm 3.7$  years), with at least five joints with active arthritis (swollen or limitation of movement accompanied by pain and/or tenderness) and/or at least 3 active joints having limitation of motion (mean,  $20 \pm 14$  active joints). The patients treated had subtypes of JIA that at disease onset included Rheumatoid Factor Positive or Negative Polyarticular JIA, or Extended Oligoarticular JIA. Treatment with a stable dose of methotrexate was permitted but was not required during the study. Concurrent use of disease modifying antirheumatic drugs (DMARDs), other than methotrexate, or other biologics (e.g., TNF antagonists or T cell costimulation modulator) were not permitted in the study.

Part I consisted of a 16-week active tocilizumab treatment lead-in period (n=188) followed by Part II, a 24-week randomized double-blind placebo-controlled withdrawal period, followed by Part III, a 64-week open-label period. Eligible patients weighing at or above 30 kg received tocilizumab at 8 mg/kg intravenously once every four weeks. Patients weighing less than 30 kg were randomized 1:1 to receive either tocilizumab 8 mg/kg or 10 mg/kg intravenously every four weeks. At the conclusion of the open-label Part I, 91% of patients taking background MTX in addition to tocilizumab and 83% of patients on tocilizumab monotherapy achieved an ACR 30 response at week 16 compared to baseline and entered the blinded withdrawal period (Part II) of the study. The proportions of patients with JIA ACR 50/70 responses in Part I were 84.0%, and 64%, respectively for patients taking background MTX in addition to tocilizumab and 80% and 55% respectively for patients on tocilizumab monotherapy.

In Part II, patients (ITT, n=163) were randomized to tocilizumab (same dose received in Part I) or placebo in a 1:1 ratio that was stratified by concurrent methotrexate use and concurrent corticosteroid use. Each patient continued in Part II of the study until Week 40 or until the patient satisfied JIA ACR 30 flare criteria (relative to Week 16) and qualified for escape.

The primary endpoint was the proportion of patients with a JIA ACR 30 flare at week 40 relative to week 16. JIA ACR 30 flare was defined as 3 or more of the 6 core outcome variables worsening by at least 30% with no more than 1 of the remaining variables improving by more than 30% relative to Week 16.

Tocilizumab treated patients experienced significantly fewer disease flares compared to placebo-treated patients (26% [21/82] versus 48% [39/81]; adjusted difference in proportions -21%, 95% CI: -35%, -8%).

During the withdrawal phase (Part II), more patients treated with tocilizumab showed JIA ACR 30/50/70 responses at Week 40 compared to patients withdrawn to placebo.

#### 14.6 Polyarticular Juvenile Idiopathic Arthritis – Subcutaneous Administration

Subcutaneously administered tocilizumab in pediatric patients with polyarticular juvenile idiopathic arthritis (PJIA) was assessed in WA28117 (NCT01904279), a 52-week, open-label, multicenter, PK-PD and safety study



to determine the appropriate subcutaneous dose of tocilizumab that achieved comparable PK/PD profiles to the tocilizumab-IV regimen. PJIA patients aged 1 to 17 years with an inadequate response or inability to tolerate MTX, including patients with well-controlled disease on treatment with tocilizumab-IV and tocilizumab-naïve patients with active disease, were treated with subcutaneous tocilizumab based on body weight.

Patients weighing at or above 30 kg (n = 25) were treated with 162 mg of tocilizumab-SC every 2 weeks and patients weighing less than 30 kg (n = 27) received 162 mg of tocilizumab-SC every 3 weeks for 52 weeks. Of these 52 patients, 37 (71%) were naive to tocilizumab and 15 (29%) had been receiving tocilizumab-IV and switched to tocilizumab-SC at baseline.

The efficacy of subcutaneous tocilizumab in children 2 to 17 years of age is based on pharmacokinetic exposure and extrapolation of the established efficacy of intravenous tocilizumab in polyarticular JIA patients and subcutaneous tocilizumab in patients with RA [see *Clinical Pharmacology* (12.3) and *Clinical Studies* (14.2 and 14.5)].

#### 14.7 Systemic Juvenile Idiopathic Arthritis – Intravenous Administration

The efficacy of tocilizumab for the treatment of active SJIA was assessed in WA18221 (NCT00642460), a 12-week randomized, double blind, placebo-controlled, parallel group, 2-arm study. Patients treated with or without MTX, were randomized (tocilizumab:placebo = 2:1) to one of two treatment groups: 75 patients received tocilizumab infusions every two weeks at either 8 mg per kg for patients at or above 30 kg or 12 mg per kg for patients less than 30 kg and 37 were randomized to receive placebo infusions every two weeks. Corticosteroid tapering could occur from week six for patients who achieved a JIA ACR 70 response. After 12 weeks or at the time of escape, due to disease worsening, patients were treated with tocilizumab in the open-label extension phase at weight appropriate dosing.

The primary endpoint was the proportion of patients with at least 30% improvement in JIA ACR core set (JIA ACR 30 response) at Week 12 and absence of fever (no temperature at or above 37.5°C in the preceding 7 days). JIA ACR (American College of Rheumatology) responses are defined as the percentage improvement (e.g., 30%, 50%, 70%) in 3 of any 6 core outcome variables compared to baseline, with worsening in no more than 1 of the remaining variables by 30% or more. Core outcome variables consist of physician global assessment, parent per patient global assessment, number of joints with active arthritis, number of joints with limitation of movement, erythrocyte sedimentation rate (ESR), and functional ability (childhood health assessment questionnaire-CHAQ).

Primary endpoint result and JIA ACR response rates at Week 12 are shown in **Table 10**.

**Table 10 Efficacy Findings at Week 12**

	<b>Tocilizumab</b> N=75	<b>Placebo</b> N=37
<b>Primary Endpoint: JIA ACR 30 response + absence of fever</b>		
<b>Responders</b>	<b>85%</b>	<b>24%</b>
<b>Weighted difference (95% CI)</b>	<b>62 (45, 78)</b>	<b>-</b>
<b>JIA ACR Response Rates at Week 12</b>		
<b>JIA ACR 30</b>		
Responders	91%	24%
Weighted difference <sup>a</sup>	67	-
(95% CI) <sup>b</sup>	(51, 83)	
<b>JIA ACR 50</b>		
Responders	85%	11%
Weighted difference <sup>a</sup>	74	-
(95% CI) <sup>b</sup>	(58, 90)	
<b>JIA ACR 70</b>		

Responders	71%	8%
Weighted difference <sup>a</sup> (95% CI) <sup>b</sup>	63 (46, 80)	-

<sup>a</sup> The weighted difference is the difference between the tocilizumab and Placebo response rates, adjusted for the stratification factors (weight, disease duration, background oral corticosteroid dose and background methotrexate use).

<sup>b</sup> CI: confidence interval of the weighted difference.

The treatment effect of tocilizumab was consistent across all components of the JIA ACR response core variables. JIA ACR scores and absence of fever responses in the open label extension were consistent with the controlled portion of the study (data available through 44 weeks).

### Systemic Features

Of patients with fever or rash at baseline, those treated with tocilizumab had fewer systemic features; 35 out of 41 (85%) became fever free (no temperature recording at or above 37.5°C in the preceding 14 days) compared to 5 out of 24 (21%) of placebo-treated patients, and 14 out of 22 (64%) became free of rash compared to 2 out of 18 (11%) of placebo-treated patients. Responses were consistent in the open label extension (data available through 44 weeks).

### Corticosteroid Tapering

Of the patients receiving oral corticosteroids at baseline, 8 out of 31 (26%) placebo and 48 out of 70 (69%), tocilizumab patients achieved a JIA ACR 70 response at week 6 or 8 enabling corticosteroid dose reduction. Seventeen (24%) tocilizumab patients versus 1 (3%) placebo patient were able to reduce the dose of corticosteroid by at least 20% without experiencing a subsequent JIA ACR 30 flare or occurrence of systemic symptoms to week 12. In the open label portion of the study, by week 44, there were 44 out of 103 (43%) tocilizumab patients off oral corticosteroids. Of these 44 patients 50% were off corticosteroids 18 weeks or more.

### Health Related Outcomes

Physical function and disability were assessed using the Childhood Health Assessment Questionnaire Disability Index (CHAQ-DI). Seventy-seven percent (58 out of 75) of patients in the tocilizumab treatment group achieved a minimal clinically important improvement in CHAQ-DI (change from baseline of  $\geq 0.13$  units) at week 12 compared to 19% (7 out of 37) in the placebo treatment group.

## **14.8 Systemic Juvenile Idiopathic Arthritis – Subcutaneous Administration**

Subcutaneously administered tocilizumab in pediatric patients with systemic juvenile idiopathic arthritis (SJIA) was assessed in WA28118 (NCT01904292), a 52-week, open-label, multicenter, PK-PD and safety study to determine the appropriate subcutaneous dose of tocilizumab that achieved comparable PK/PD profiles to the tocilizumab-IV regimen.

Eligible patients received tocilizumab subcutaneously dosed according to body weight, with patients weighing at or above 30 kg (n = 26) dosed with 162 mg of tocilizumab every week and patients weighing below 30 kg (n = 25) dosed with 162 mg of tocilizumab every 10 days (n=8) or every 2 weeks (n=17) for 52 weeks. Of these 51 patients, 26 (51%) were naive to subcutaneous tocilizumab and 25 (49%) had been receiving tocilizumab intravenously and switched to subcutaneous tocilizumab at baseline.

The efficacy of subcutaneous tocilizumab in children 2 to 17 years of age is based on pharmacokinetic exposure and extrapolation of the established efficacy of intravenous tocilizumab in systemic JIA patients [see *Clinical Pharmacology* (12.3) and *Clinical Studies* (14.7)].

## **14.9 COVID-19 – Intravenous Administration**

The efficacy of tocilizumab for the treatment of COVID-19 was based on RECOVERY (NCT04381936), a randomized, controlled, open-label, platform study, and supported by the results from EMPACTA (NCT04372186), a randomized, double-blind, placebo-controlled study. Results of two other randomized, double-blind, placebo-controlled studies, COVACTA (NCT04320615) and REMDACTA (NCT04409262), which evaluated the efficacy of tocilizumab for the treatment of COVID-19 are also summarized.

*RECOVERY (Randomised Evaluation of COVID-19 Therapy) Collaborative Group Study in Hospitalized Adults Diagnosed with COVID-19*

RECOVERY was a randomized, controlled, open-label, multicenter platform study conducted in the United Kingdom to evaluate the efficacy and safety of potential treatments in hospitalized adult patients with severe COVID-19 pneumonia. Eligible patients for the tocilizumab portion of the study had clinically suspected or laboratory-confirmed SARS-CoV-2 infection and no medical contraindications to any of the treatments and had clinical evidence of progressive COVID-19 (defined as oxygen saturation <92% on room air or receiving oxygen therapy, and CRP  $\geq$ 75 mg/L). Patients were then randomized to receive either standard of care (SoC) or intravenous tocilizumab at a weight-tiered dosing comparable to the recommended dosage [see *Clinical Pharmacology* (12.3)] in addition to SoC.

Efficacy analyses were performed in the intent-to-treat (ITT) population comprising 4116 adult patients who were randomized to the tocilizumab + SoC arm (n=2022) or to the SoC arm (n=2094). The mean age of participants was 64 years (range: 20 to 101), and patients were 67% male, 76% White, 11% Asian, 3% Black or African American, and 1% mixed race. At baseline, 0.2% of patients were not on supplemental oxygen, 45% of patients required low flow oxygen, 41% of patients required non-invasive ventilation or high-flow oxygen, and 14% of patients required invasive mechanical ventilation; 82% of patients were reported to be receiving systemic corticosteroids.

The primary efficacy endpoint was time to death through Day 28. The results for the overall population and the subgroups of patients who were or were not receiving systemic corticosteroids at time of randomization are summarized in Table 11.

**Table 11 Mortality through Day 28 in RECOVERY**

	<b>Tocilizumab+ SoC N=2022 n (%)<sup>1</sup></b>	<b>SoC N=2094 n (%)<sup>1</sup></b>	<b>Hazard Ratio (95% CI)</b>	<b>Risk Difference (95% CI)</b>
Mortality	621 (30.7%)	729 (34.9%)	0.85 (0.76, 0.94) p= 0.0028 <sup>1</sup>	-4.1% (-7.0, -1.3)
By baseline receipt of corticosteroid use				
Mortality for patients receiving systemic corticosteroids at randomization <sup>2</sup>	482/1664 (29.0%)	600/1721 (34.9%)	0.79 (0.70, 0.89)	-5.9% (-9.1, -2.8)
Mortality for patients not receiving systemic corticosteroids at randomization <sup>2</sup>	139/357 (39.0%)	127/367 (34.6%)	1.16 (0.91, 1.48)	4.4% (-2.6, 11.5)

<sup>1</sup> P-value reflects that the RECOVERY trial primary analysis results were statistically significant at the two-sided significance level of  $\alpha = 0.05$ .

<sup>2</sup> Probabilities of dying by Day 28 were estimated by the Kaplan-Meier method.

*EMPACTA*

EMPACTA was a randomized, double-blind, placebo-controlled, multicenter study to evaluate intravenous tocilizumab 8 mg/kg in combination with SoC in hospitalized, non-ventilated adult patients with COVID-19 pneumonia. Eligible patients were at least 18 years of age, had confirmed SARS-CoV-2 infection by a positive

reverse-transcriptase polymerase chain reaction (RT-PCR) result, had pneumonia confirmed by radiography, and had SpO<sub>2</sub> < 94% on ambient air.

Of the 389 patients randomized, efficacy analyses were performed in the modified intent-to-treat (mITT) population comprising 377 patients who were randomized and received study medication (249 in the tocilizumab arm; 128 in the placebo arm). The mean age of participants was 56 years (range: 20 to 95); 59% of patients were male, 56% were of Hispanic or Latino ethnicity, 53% were White, 20% were American Indian/Alaska Native, 15% were Black/African American and 2% were Asian. At baseline, 9% patients were not on supplemental oxygen, 64% patients required low flow oxygen, 27% patients required high-flow oxygen, and 73% were on corticosteroids.

The primary efficacy endpoint evaluated time to progression to mechanical ventilation or death through Day 28. The hazard ratio comparing tocilizumab to placebo was 0.56 (95% CI, 0.33 to 0.97), a statistically significant result (log-rank, p-value = 0.036). The cumulative proportion of patients who required mechanical ventilation or died by Day 28 was 12.0% (95% CI, 8.5% to 16.9%) in the tocilizumab arm and 19.3% (95% CI, 13.3% to 27.4%) in the placebo arm.

Mortality at Day 28 was 10.4% in the tocilizumab arm versus 8.6% in the placebo arm (weighted difference (tocilizumab arm - placebo arm): 2.0% [95% CI, -5.2% to 7.8%]).

### *COVACTA*

COVACTA was a randomized, double-blind, placebo-controlled, multicenter study to evaluate intravenous tocilizumab 8 mg/kg in combination with SoC for the treatment of adult patients hospitalized with severe COVID-19 pneumonia. The study randomized 452 patients who were at least 18 years of age with confirmed SARS-CoV-2 infection by a positive RT-PCR result, had pneumonia confirmed by radiography, and had oxygen saturation of 93% or lower on ambient air or a ratio of arterial oxygen partial pressure to fractional inspired oxygen of 300 mmHg or less. At baseline, 3% of patients were not on supplemental oxygen, 28% were on low flow oxygen, 30% were on non-invasive ventilation or high flow oxygen, 38% were on invasive mechanical ventilation, and 22% were on corticosteroids. The primary efficacy endpoint was clinical status on Day 28 assessed on a 7-category ordinal scale that ranged from “discharged” to “death.” There were no statistically significant differences observed in the distributions of clinical status on the 7-category ordinal scale at Day 28 when comparing the tocilizumab arm to the placebo arm.

Mortality at Day 28 was 19.7% in the tocilizumab arm versus 19.4% in the placebo arm (weighted difference (tocilizumab arm - placebo arm): 0.3% [95% CI, -7.6 to 8.2]).

### *REMDACTA*

REMDACTA was a randomized, double-blind, placebo-controlled, multicenter study to evaluate intravenous tocilizumab 8 mg/kg in combination with intravenous remdesivir (RDV) 200 mg on Day 1 followed by 100 mg once daily for a total of 10 days in hospitalized patients with severe COVID-19 pneumonia. The study randomized 649 adult patients with SARS-CoV-2 infection confirmed by a positive polymerase chain reaction (PCR) result, pneumonia confirmed by radiography, and who required supplemental oxygen > 6 L/min to maintain SpO<sub>2</sub> >93%. At baseline, 7% of patients were on low flow oxygen, 80% were on non-invasive ventilation or high flow oxygen, 14% were on invasive mechanical ventilation, and 84% were on corticosteroids.

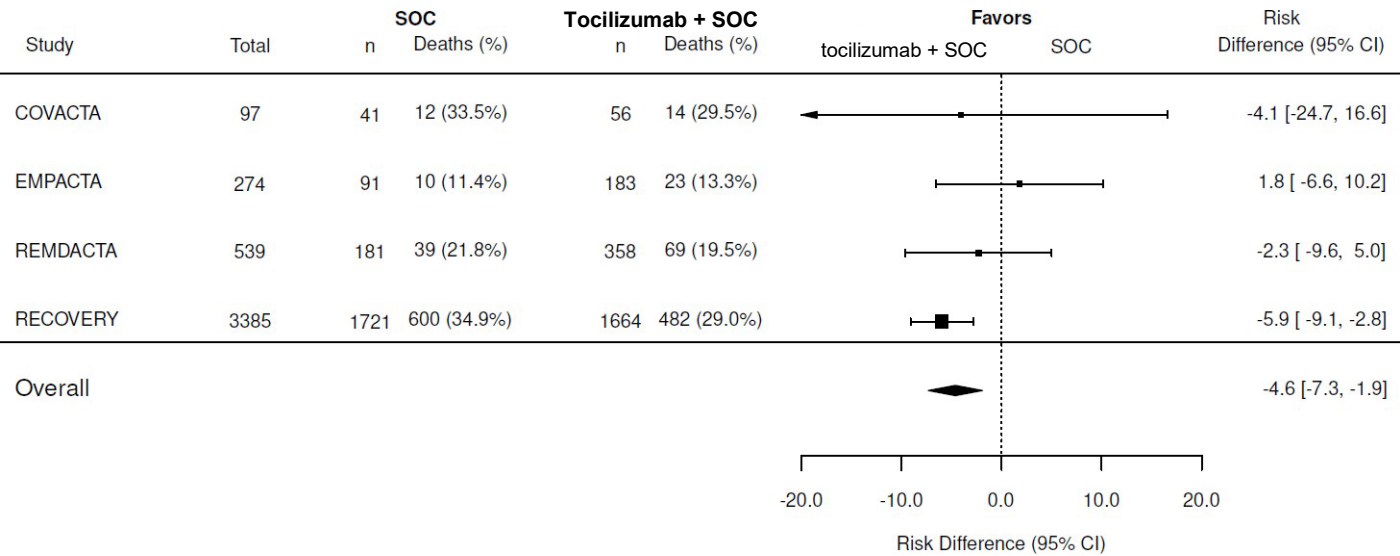
The primary efficacy endpoint was time from randomization to hospital discharge or ‘ready for discharge’ up to Day 28. There was no statistically significant difference between the treatment arms with respect to time to hospital discharge or “ready for discharge” through Day 28.

Mortality at Day 28 was 18.1% in the tocilizumab + RDV arm versus 19.5% in the placebo +RDV arm (weighted difference (tocilizumab arm - placebo arm): -1.3% [95% CI, -7.8% to 5.2%]).

Mortality Across Studies in Patients Receiving Baseline Corticosteroids

A study-level meta-analysis was conducted on EMPACTA, COVACTA, REMDACTA and RECOVERY studies. For each of the four studies, the risk difference through Day 28 was estimated by the Kaplan-Meier method in the subgroup of patients receiving baseline corticosteroids, summarized in Figure 2. Patients from the RECOVERY trial represent 78.8% of the total sample size in this meta-analysis. The combined risk difference showed that tocilizumab treatment (n=2261) resulted in a 4.61% absolute reduction in the risk of death at Day 28 (risk difference=-4.6%; 95% CI: -7.3% to -1.9%) compared to SoC (n=2034).

Figure 2 Risk Differences Through Day 28 for Baseline Corticosteroid Use Subpopulation in RECOVERY, EMPACTA, COVACTA and REMDACTA studies



## 16 HOW SUPPLIED/STORAGE AND HANDLING

### *For Intravenous Infusion*

Tocilizumab-anoh injection is a preservative-free, sterile clear to slightly opalescent, colorless to pale yellow solution for intravenous infusion supplied in a single-dose vial packaged within cartons in the following strengths and packaging configurations:

- 80 mg/ 4 mL (20 mg/mL): carton of one vial (NDC 72606-048-01); carton of 4 vials (NDC 72606-048-02).
- 200 mg/ 10 mL (20 mg/mL): carton of one vial (NDC 72606-049-01); carton of 4 vials (NDC 72606-049-02).
- 400 mg/ 20 mL (20 mg/mL): carton of one vial (NDC 72606-050-01); carton of 4 vials (NDC 72606-050-02).

### *For Subcutaneous Injection*

Tocilizumab-anoh injection is supplied as a preservative-free, sterile, clear to slightly opalescent, colorless to yellow solution for subcutaneous administration. The following packaging configurations are available:

- Each single-dose prefilled syringe delivers 162 mg/0.9 mL: carton of one syringe (NDC 72606-051-01); carton of 4 syringes (NDC 72606-051-02); carton of 3 packs of 4 syringes (NDC 72606-051-03). The syringe plunger stopper and needle cover are not made with natural rubber latex.
- Each single-dose prefilled autoinjector 162 mg/0.9 mL: carton of one syringe (NDC 72606-051-04); carton of 4 syringes (NDC 72606-051-05); carton of 3 packs of 4 syringes (NDC 72606-051-06). The syringe plunger stopper and needle cover are not made with natural rubber latex.

**Storage and Handling:** Do not use beyond expiration date on the container, package, prefilled syringe, or autoinjector. Tocilizumab-anoh must be refrigerated at 36°F to 46°F (2°C to 8°C). Do not freeze. Protect the vials, syringes, and autoinjectors from light by storage in the original carton until time of use, and keep syringes and autoinjectors dry. Once removed from the refrigerator, the prefilled syringe and autoinjector can be stored at room temperature at or below 77°F (25°C) for up to 3 weeks. The prefilled syringe and autoinjector must always be kept in the carton.

## 17 PATIENT COUNSELING INFORMATION

Advise the patient to read the FDA-approved patient labeling (Medication Guide and Instructions for Use).

### Serious Infections

Inform patients that Tocilizumab-anoh may lower their resistance to infections [see *Warnings and Precautions* (5.1)]. Instruct the patient of the importance of contacting their doctor immediately when symptoms suggesting infection appear in order to assure rapid evaluation and appropriate treatment.

### Gastrointestinal Perforation

Inform patients that some patients who have been treated with Tocilizumab-anoh have had serious side effects in the stomach and intestines [see *Warnings and Precautions* (5.2)]. Instruct the patient of the importance of contacting their doctor immediately when symptoms of fever, severe, persistent abdominal pain, and change in bowel habits appear to assure rapid evaluation and appropriate treatment.

### Hypersensitivity and Serious Allergic Reactions

Inform patients that some patients who have been treated with Tocilizumab-anoh have developed serious allergic reactions, including anaphylaxis, as well as serious skin reactions [see *Warnings and Precautions* (5.6)]. Advise patients to stop taking Tocilizumab-anoh and seek immediate medical attention if they experience any symptom of serious allergic reactions (including rash, hives, and swelling of the face, lips, tongue, and throat that may cause difficulty in breathing or swallowing).

### Instruction on Injection Technique

Assess patient suitability for home use for subcutaneous injection. Perform the first injection under the supervision of a qualified healthcare professional. If a patient or caregiver is to administer subcutaneous Tocilizumab-anoh, instruct him/her in injection techniques and assess his/her ability to inject subcutaneously to ensure proper administration of subcutaneous Tocilizumab-anoh and the suitability for home use [*see Instructions for Use*].

Prior to use, remove the prefilled syringe (PFS) or autoinjector from the refrigerator and allow to sit at room temperature outside of the carton for 30 minutes (PFS) or 45 minutes (autoinjector), out of the reach of children. Do not warm Tocilizumab-anoh in any other way.

Advise patients to consult their healthcare provider if the full dose is not received.

A puncture-resistant container for disposal of needles, syringes and autoinjectors should be used and should be kept out of the reach of children. Instruct patients or caregivers in the technique as well as proper needle, syringe and autoinjector disposal, and caution against reuse of these items.

### Pregnancy

Inform female patients of reproductive potential that Tocilizumab-anoh may cause fetal harm and to inform their prescriber of a known or suspected pregnancy [*see Use in Specific Populations (8.1)*].

## **Tocilizumab-anoh**

Manufactured by:  
CELLTRION, Inc.  
23, Academy-ro, Yeonsu-gu,  
Incheon, 22014, Republic of Korea  
US License Number 1996

Distributed by:  
CELLTRION USA, Inc.  
One Evertrust Plaza Suite 1207  
Jersey City, NJ 07302



## Medication Guide

Tocilizumab-anoh (toe si liz' ue mab-anoh) injection  
for intravenous use

Tocilizumab-anoh (toe si liz' ue mab-anoh) injection  
for subcutaneous use

### What is the most important information I should know about Tocilizumab-anoh? Tocilizumab-anoh can cause serious side effects including:

- 1. Serious Infections.** Tocilizumab-anoh is a medicine that affects your immune system. Tocilizumab-anoh can lower the ability of your immune system to fight infections. Some people have serious infections while taking Tocilizumab-anoh, including tuberculosis (TB), and infections caused by bacteria, fungi, or viruses that can spread throughout the body. Some people have died from these infections. Your healthcare provider should assess you for TB before starting Tocilizumab-anoh (except if you have COVID-19).

If you have COVID-19, your healthcare provider should monitor you for signs and symptoms of new infections during and after treatment with Tocilizumab-anoh.

Your healthcare provider should monitor you closely for signs and symptoms of TB during and after treatment with Tocilizumab-anoh.

- You should not start taking Tocilizumab-anoh if you have any kind of infection unless your healthcare provider says it is okay.

Before starting Tocilizumab-anoh, tell your healthcare provider if you:

- think you have an infection or have symptoms of an infection, with or without a fever, such as:
  - sweating or chills
  - shortness of breath
  - warm, red, or painful skin or sores on your body
  - feel very tired
  - muscle aches
  - blood in phlegm
  - diarrhea or stomach pain
  - cough
  - weight loss
  - burning when you urinate or urinating more often than normal
- are being treated for an infection.
- get a lot of infections or have infections that keep coming back.
- have diabetes, HIV, or a weak immune system. People with these conditions have a higher chance for infections.
- have TB, or have been in close contact with someone with TB.
- live or have lived, or have traveled to certain parts of the country (such as the Ohio and Mississippi River valleys and the Southwest) where there is an increased chance for getting certain kinds of fungal infections (histoplasmosis, coccidiomycosis, or blastomycosis). These infections may happen or become more severe if you use Tocilizumab-anoh. Ask your healthcare provider if you do not know if you have lived in an area where these infections are common.
- have or have had hepatitis B.

After starting Tocilizumab-anoh, call your healthcare provider right away if you have any symptoms of an infection. Tocilizumab-anoh can make you more likely to get infections or make worse any infection that you have.

### 2. Tears (perforation) of the stomach or intestines.

- Tell your healthcare provider if you have had diverticulitis (inflammation in parts of the large intestine) or ulcers in your stomach or intestines. Some people taking Tocilizumab-anoh get tears in their stomach or intestine. This happens most often in people who also take nonsteroidal anti-inflammatory drugs (NSAIDs), corticosteroids, or methotrexate.
- Tell your healthcare provider right away if you have fever and new onset stomach-area pain that does not go away, and a change in your bowel habits.

### 3. Liver problems (Hepatotoxicity):

Some people have experienced serious life-threatening liver problems, which required a liver transplant or led to death. Your healthcare provider may tell you to stop taking Tocilizumab-anoh if you develop new or worse liver problems during treatment with Tocilizumab-anoh.

Tell your healthcare provider right away if you have any of the following symptoms:

- feeling tired (fatigue)
- weakness

- lack of appetite for several days or longer (anorexia)
- yellowing of your skin or the whites of your eyes (jaundice)
- abdominal swelling and pain on the right side of your stomach-area
- light colored stools
- nausea and vomiting
- confusion
- dark “tea-colored” urine

**4. Changes in certain laboratory test results.** Your healthcare provider should do blood tests before you start receiving Tocilizumab-anoh. If you have rheumatoid arthritis (RA) or giant cell arteritis (GCA) your healthcare provider should do blood tests every 4 to 8 weeks after you start receiving Tocilizumab-anoh for the first 6 months and then every 3 months after that. If you have polyarticular juvenile idiopathic arthritis (PJIA) you will have blood tests done every 4 to 8 weeks during treatment. If you have systemic juvenile idiopathic arthritis (SJIA) you will have blood tests done every 2 to 4 weeks during treatment. These blood tests are to check for the following side effects of Tocilizumab-anoh:

- low neutrophil count. Neutrophils are white blood cells that help the body fight off bacterial infections.
- low platelet count. Platelets are blood cells that help with blood clotting and stop bleeding.
- increase in certain liver function tests.
- increase in blood cholesterol levels. You may also have changes in other laboratory tests, such as your blood cholesterol levels. Your healthcare provider should do blood tests to check your cholesterol levels 4 to 8 weeks after you start receiving Tocilizumab-anoh.

Your healthcare provider will determine how often you will have follow-up blood tests. Make sure you get all your follow-up blood tests done as ordered by your healthcare provider.

You should not receive Tocilizumab-anoh if your neutrophil or platelet counts are too low or your liver function tests are too high.

Your healthcare provider may stop your Tocilizumab-anoh treatment for a period of time or change your dose of medicine if needed because of changes in these blood test results.

**5. Cancer.** Tocilizumab-anoh may increase your risk of certain cancers by changing the way your immune system works. Tell your healthcare provider if you have ever had any type of cancer.

See “**What are the possible side effects with Tocilizumab-anoh?**” for more information about side effects.

### What is Tocilizumab-anoh?

Tocilizumab-anoh is a prescription medicine called an Interleukin-6 (IL-6) receptor antagonist. Tocilizumab-anoh is used:

- To treat adults with moderately to severely active rheumatoid arthritis (RA), after at least one other medicine called a Disease-Modifying Anti-Rheumatic Drug (DMARD) has been used and did not work well.
- To treat adults with giant cell arteritis (GCA).
- To treat people with active PJIA ages 2 and above.
- To treat people with active SJIA ages 2 and above.
- To treat hospitalized adults with coronavirus disease 2019 (COVID-19) receiving systemic corticosteroids and requiring supplemental oxygen or mechanical ventilation.
- Tocilizumab-anoh is not approved for subcutaneous use in people with COVID-19.

It is not known if Tocilizumab-anoh is safe and effective in children with PJIA or SJIA under 2 years of age or in children with conditions other than PJIA or SJIA.

**Do not take Tocilizumab-anoh:** if you are allergic to tocilizumab products, or any of the ingredients in Tocilizumab-anoh. See the end of this Medication Guide for a complete list of ingredients in Tocilizumab-anoh.

**Before you receive Tocilizumab-anoh, tell your healthcare provider about all of your medical conditions, including if you:**

- have an infection. See “**What is the most important information I should know about Tocilizumab-anoh?**”
- have liver problems.
- have any stomach-area (abdominal) pain or been diagnosed with diverticulitis or ulcers in your stomach or intestines.
- have had a reaction to tocilizumab products or any of the ingredients in Tocilizumab-anoh before.
- have or had a condition that affects your nervous system, such as multiple sclerosis.

- have recently received or are scheduled to receive a vaccine:
  - All vaccines should be brought up-to-date before starting Tocilizumab-anoh, unless urgent treatment initiation is required.
  - People who take Tocilizumab-anoh should not receive live vaccines.
  - People taking Tocilizumab-anoh can receive non-live vaccines.
- plan to have surgery or a medical procedure.
- are pregnant or plan to become pregnant. Tocilizumab-anoh may harm your unborn baby. Tell your healthcare provider if you become pregnant or think you may be pregnant during treatment with Tocilizumab-anoh.
- are breastfeeding or plan to breastfeed. It is not known if Tocilizumab-anoh passes into your breast milk. Talk to your healthcare provider about the best way to feed your baby if you take Tocilizumab-anoh.

**Tell your healthcare provider about all of the medicines you take**, including prescription, over-the-counter medicines, vitamins and herbal supplements. Tocilizumab-anoh and other medicines may affect each other causing side effects.

Especially tell your healthcare provider if you take:

- any other medicines to treat your RA. Taking Tocilizumab-anoh with these medicines may increase your risk of infection.
- medicines that affect the way certain liver enzymes work. Ask your healthcare provider if you are not sure if your medicine is one of these.

Know the medicines you take. Keep a list of them to show to your healthcare provider and pharmacist when you get a new medicine.

### **How will I receive Tocilizumab-anoh?**

#### **Into a vein (IV or intravenous infusion) for Rheumatoid Arthritis, Giant Cell Arteritis, PJIA, SJIA or COVID- 19:**

- If your healthcare provider prescribes Tocilizumab-anoh as an IV infusion, you will receive Tocilizumab-anoh from a healthcare provider through a needle placed in a vein in your arm. The infusion will take about 1 hour to give you the full dose of medicine.
- For rheumatoid arthritis, giant cell arteritis or PJIA you will receive a dose of Tocilizumab-anoh about every 4 weeks.
- For SJIA you will receive a dose of Tocilizumab-anoh about every 2 weeks.
- For COVID-19, you will receive a single dose of Tocilizumab-anoh, and if needed one additional dose.
- While taking Tocilizumab-anoh, you may continue to use other medicines that help treat your rheumatoid arthritis, PJIA, SJIA or COVID-19 such as methotrexate, non-steroidal anti-inflammatory drugs (NSAIDs) and prescription steroids, as instructed by your healthcare provider.
- Keep all of your follow-up appointments and get your blood tests as ordered by your healthcare provider.

#### **Under the skin (SC or subcutaneous injection) for Rheumatoid Arthritis, Giant Cell Arteritis, PJIA or SJIA:**

- **See the Instructions for Use at the end of this Medication Guide for instructions about the right way to prepare and give your Tocilizumab-anoh injections at home.**
- Tocilizumab-anoh is available as a single-dose Prefilled Syringe or single-dose Prefilled Autoinjector.
- You may also receive Tocilizumab-anoh as an injection under your skin (subcutaneous). If your healthcare provider decides that you or a caregiver can give your injections of Tocilizumab-anoh at home, you or your caregiver should receive training on the right way to prepare and inject Tocilizumab-anoh. Do not try to inject Tocilizumab-anoh until you have been shown the right way to give the injections by your healthcare provider.
- For PJIA or SJIA, you may self-inject with the Prefilled Syringe or Prefilled Autoinjector, or your caregiver can give you Tocilizumab-anoh, if both your healthcare provider and parent/legal guardian find it appropriate.
- Your healthcare provider will tell you how much Tocilizumab-anoh to use and when to use it.

### **What are the possible side effects with Tocilizumab-anoh?**

**Tocilizumab-anoh can cause serious side effects, including:**

- See **“What is the most important information I should know about Tocilizumab-anoh?”**
- **Hepatitis B infection** in people who carry the virus in their blood. If you are a carrier of the hepatitis B virus (a virus that affects the liver), the virus may become active while you use Tocilizumab-anoh. Your healthcare provider may

do blood tests before you start treatment with Tocilizumab-anoh and while you are using Tocilizumab-anoh. Tell your healthcare provider if you have any of the following symptoms of a possible hepatitis B infection:

- |                   |                                |                         |
|-------------------|--------------------------------|-------------------------|
| ○ feel very tired | ○ skin or eyes look yellow     | ○ little or no appetite |
| ○ vomiting        | ○ clay-colored bowel movements | ○ fevers                |
| ○ chills          | ○ stomach discomfort           | ○ muscle aches          |
| ○ dark urine      | ○ skin rash                    |                         |

- **Serious Allergic Reactions.** Serious allergic reactions, including death, can happen with Tocilizumab-anoh . These reactions can happen with any infusion or injection of Tocilizumab-anoh , even if they did not occur with an earlier infusion or injection. Stop taking Tocilizumab-anoh, contact your healthcare provider, and get emergency help right away if you have any of the following signs of a serious allergic reaction:

- swelling of your face, lips, mouth, or tongue
- trouble breathing
- wheezing
- severe itching
- skin rash, hives, redness, or swelling outside of the injection site area
- dizziness or fainting
- fast heartbeat or pounding in your chest (tachycardia)
- sweating

- **Nervous system problems.** While rare, Multiple Sclerosis has been diagnosed in people who take Tocilizumab-anoh. It is not known what effect Tocilizumab-anoh may have on some nervous system disorders.

**The most common side effects of Tocilizumab-anoh include:**

- upper respiratory tract infections (common cold, sinus infections)
- headache
- increased blood pressure (hypertension)
- injection site reactions

**Tell your healthcare provider about any side effect that bothers you or does not go away. These are not all the possible side effects of Tocilizumab-anoh. For more information, ask your healthcare provider or pharmacist.**

**Call your doctor for medical advice about side effects. You may report side effects to FDA at 1-800-FDA-1088.**

**General information about the safe and effective use of Tocilizumab-anoh.**

Medicines are sometimes prescribed for purposes other than those listed in a Medication Guide. Do not give Tocilizumab-anoh to other people, even if they have the same symptoms that you have. It may harm them. You can ask your pharmacist or healthcare provider for information about Tocilizumab-anoh that is written for health professionals.

**What are the ingredients in Tocilizumab-anoh?**

Active ingredient: tocilizumab-anoh.

Inactive ingredients of Intravenous Tocilizumab-anoh : histidine, L-histidine hydrochloride monohydrate, methionine, polysorbate 80, threonine, and water for Injection.

Inactive ingredients of Subcutaneous Tocilizumab-anoh : histidine, L-histidine hydrochloride monohydrate, methionine, polysorbate 80, threonine, and water for Injection.

Manufactured by: CELLTRION, Inc., 23, Academy-ro, Yeonsu-gu, Incheon, 22014, Republic of Korea  
US License Number 1996

Distributed by: CELLTRION USA, Inc., One Evertrust Plaza, Suite 1207, Jersey City, NJ 07302, USA

**Instructions for Use**  
**Tocilizumab-anoh (toe si liz' ue mab-anoh)**  
**Injection, For Subcutaneous Use**  
**Single-dose Prefilled Syringe**

Read and follow the Instructions for Use that come with your Tocilizumab-anoh Prefilled Syringe before you start using it and each time you get a refill. There may be new information. Before you use Tocilizumab-anoh, make sure your healthcare provider shows you the right way to use it.

**Important Information**

- **Do not** remove the prefilled syringe cap until you are ready to inject Tocilizumab-anoh.
- **Do not** try to take apart the prefilled syringe at any time.
- **Do not** reuse the same syringe.
- **Do not** shake the prefilled syringe.
- **Do not** use the prefilled syringe if it has been dropped or damaged.

**Storing Tocilizumab-anoh**

- Store the unused prefilled syringe in the original carton in a refrigerator between 36°F to 46°F (2°C to 8°C). Do not freeze.
- When removed from the refrigerator, Tocilizumab-anoh can be stored up to 3 weeks at or below 77°F (25°C). If not used within the 3 weeks, Tocilizumab-anoh should be thrown away (discarded).
- Keep the prefilled syringe out of direct sunlight.
- **Do not** remove the prefilled syringe from its original carton during storage.
- **Do not** leave the prefilled syringe unattended.
- Keep the prefilled syringe out of the reach of children.

Parts of your Prefilled Syringe (See Figure A).

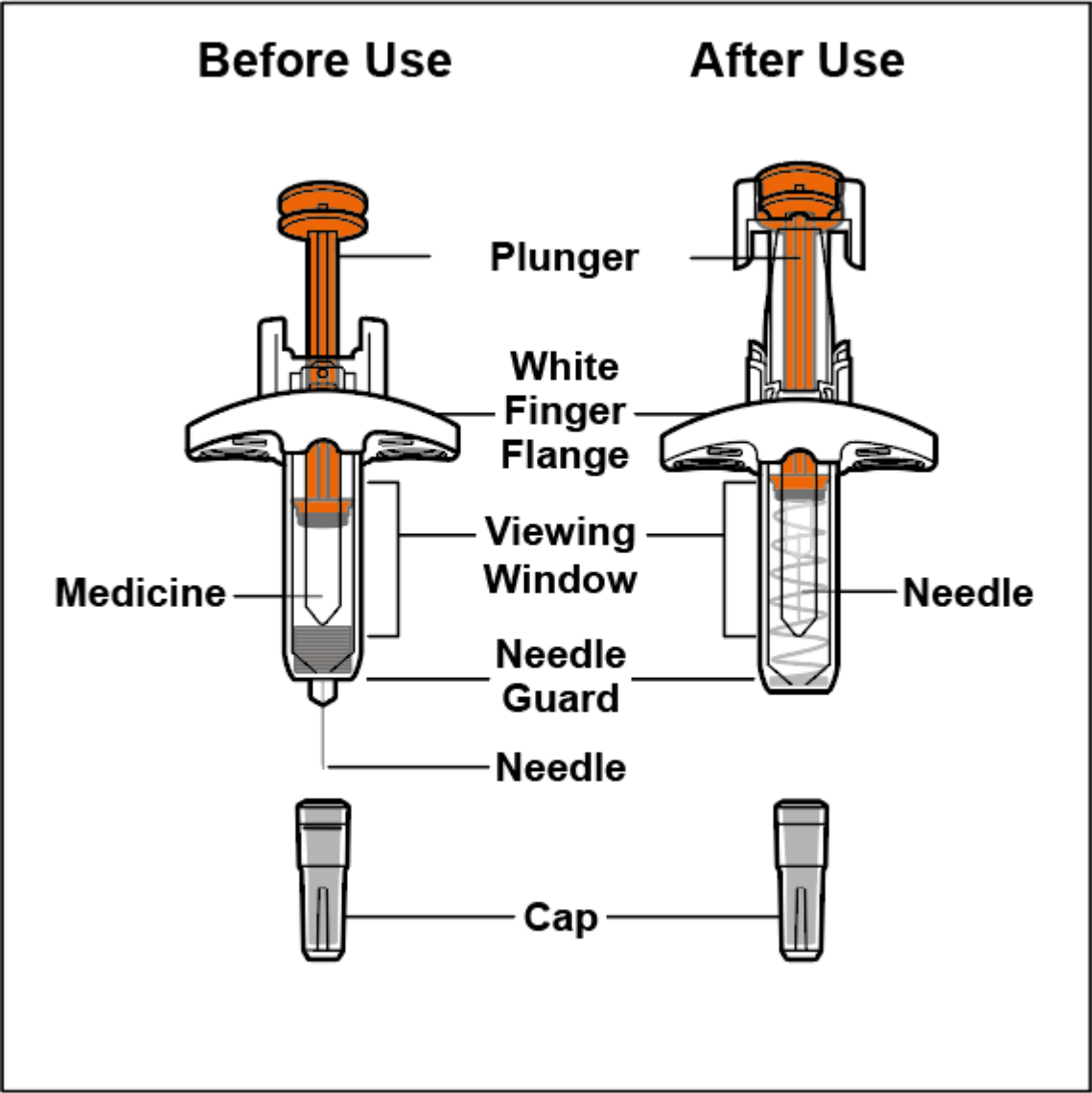


Figure A

## Preparing for the Injection

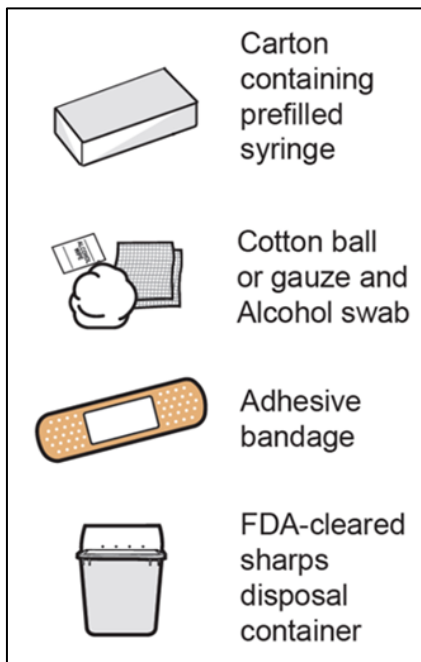


Figure B

### 1. Gather the supplies for the injection.

- Prepare a clean, flat surface, such as a table or countertop, in a well-lit area.
- Take the carton containing the prefilled syringe out of the refrigerator.
- Make sure you have the following supplies (see **Figure B**):
  - Carton containing Tocilizumab-anoh prefilled syringe

#### Not included in the carton:

- Cotton ball or gauze
- Adhesive bandage
- FDA-cleared sharps disposal container
- Alcohol swab

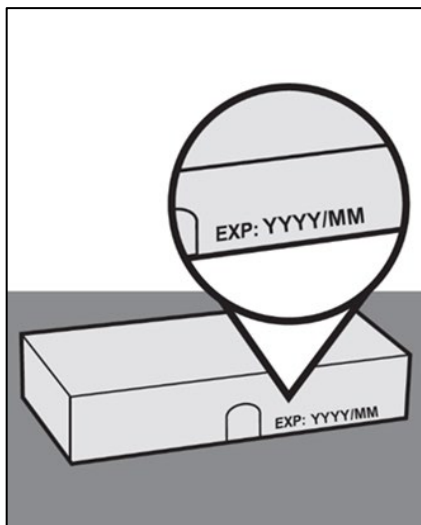


Figure C

### 2. Inspect the carton (see Figure C).

- Look at the carton and make sure you have the correct medicine and dose strength. (Tocilizumab-anoh)
  - Check the expiration (EXP) date on the carton to make sure the date has not passed.
- **Do not** use the prefilled syringe if the expiration (EXP) date has passed.
  - **Do not** use the prefilled syringe if the carton looks like it has been opened or damaged if you are opening the carton for the first time and check to make sure that it is properly sealed.



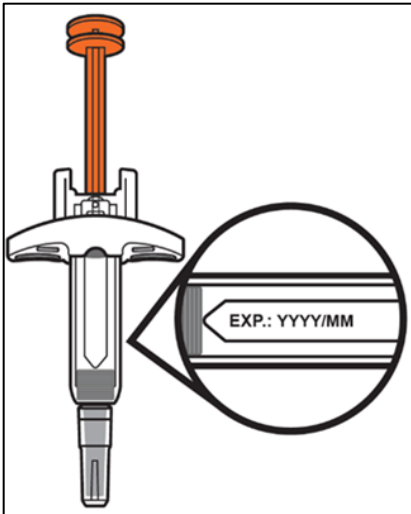


Figure D

### 3. Inspect the Prefilled Syringe.

- a. Open the carton and remove 1 single-dose prefilled syringe from the carton. Return any remaining Tocilizumab-anoh prefilled syringes in the carton to the refrigerator.
- b. Check the expiration (EXP) date on the Tocilizumab-anoh prefilled syringe (see Figure D).
  - **Do not** use the prefilled syringe if the expiration (EXP) date has passed. If the expiration (EXP) date has passed, safely throw away (dispose of) the prefilled syringe in your FDA-cleared sharps disposal container and get a new one.
- c. Check the prefilled syringe to make sure it is not damaged and shows no sign of leakage.
  - **Do not** use the prefilled syringe if it has been dropped, damaged, or has leaked.

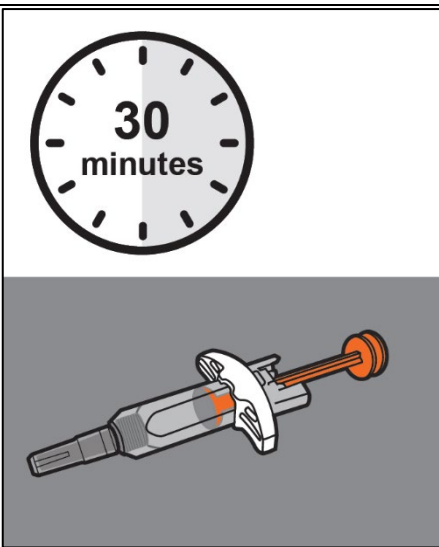


Figure E

### 4. Wait 30 minutes.

- a. Leave the prefilled syringe outside of the carton at room temperature between 68°F to 77°F (20°C to 25°C) for 30 minutes to allow it to warm up (see Figure E).
  - **Do not** warm the prefilled syringe using heat sources such as hot water or a microwave.
  - **Do not** leave the prefilled syringe in the direct sunlight.
  - **Do not** remove the cap while allowing your prefilled syringe to reach room temperature.
  - If the prefilled syringe does not reach room temperature, this could cause discomfort and make it hard to push the plunger.

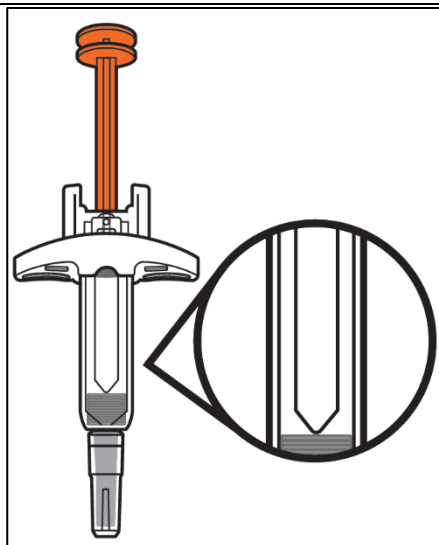


Figure F

### 5. Inspect the medicine.

- a. Hold your Tocilizumab-anoh with the cap pointing down.
- b. Look at the medicine and confirm that the liquid is clear, to slightly pearly and colorless to yellow and does not contain any particles or flakes (see Figure F).
  - **Do not** use the prefilled syringe if the liquid is discolored, cloudy, or has particles or flakes in it. Safely dispose of the prefilled syringe in a FDA-cleared sharps disposal container and use a new one.
  - Air bubbles are normal.

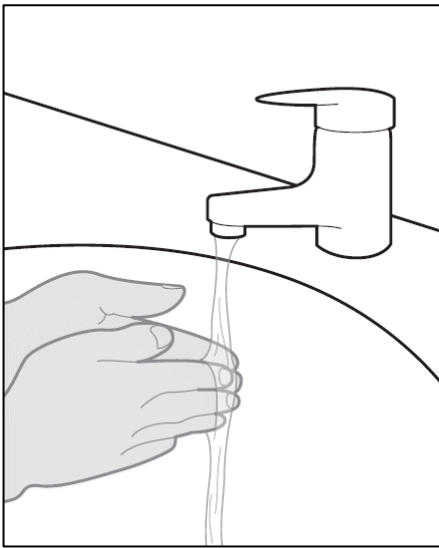


Figure G

**6. Wash your hands.**

- a. Wash your hands with soap and water and dry them thoroughly (see **Figure G**).

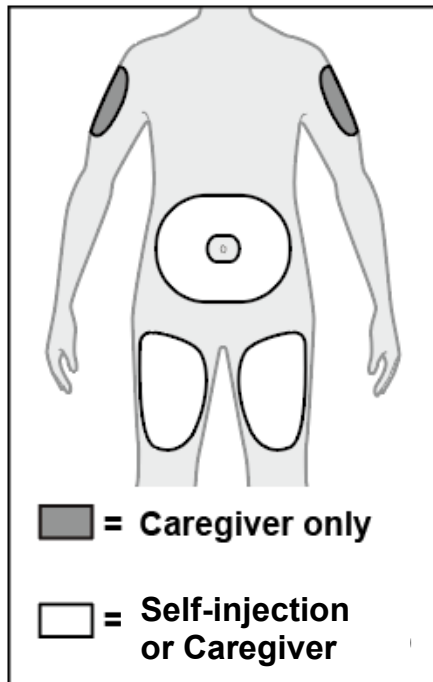


Figure H

**7. Choose an injection site (see Figure H).**

- a. You may inject into
- The front of the thighs
  - The stomach (abdomen), except for the 2 inches (5 cm) around the belly button.
  - The outer area of the upper arm (only if you are a caregiver).
- **Do not** inject into the upper arm by yourself.
  - Choose a different injection site for each new injection at least 1 inch (2.5 cm) from the last area you injected.
  - **Do not** inject into moles, scars, bruises, or areas where the skin is tender, red, hard or not intact.

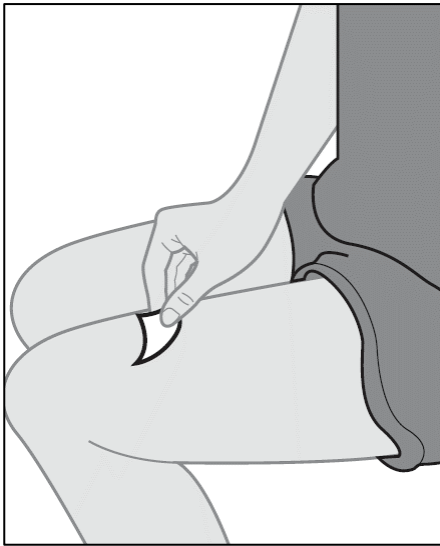


Figure I

## 8. Clean the injection site.

- a. Wipe the injection site with an alcohol swab and let it air dry for about 10 seconds (see **Figure I**). This will reduce the chance of getting an infection.
  - **Do not** touch the injection site again before giving the injection.
  - **Do not** fan or blow on the clean area.

## Giving the Injection

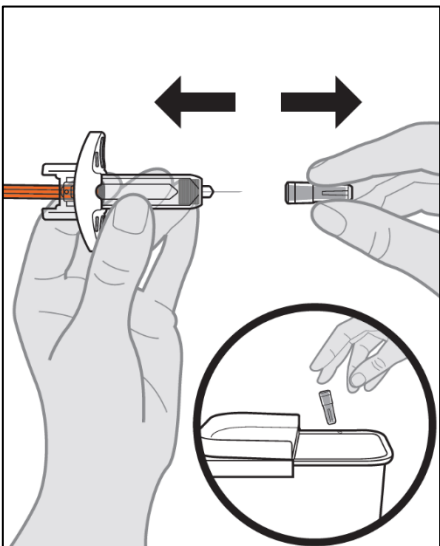


Figure J

## 9. Remove the cap.

- a. Hold the prefilled syringe by the syringe body using 1 hand. Gently pull the cap straight off with the other hand (see **Figure J**).  
 Note: If you cannot remove the cap, you should ask a caregiver for help or contact your healthcare provider.
  - **Do not** hold the plunger while removing the cap.
  - You may see a drop of liquid at the tip of the needle. This is normal.
  - If the prefilled syringe is not used within 5 minutes of needle cap removal, the prefilled syringe should be thrown away (disposed of) in the puncture resistant container or sharps container and a new prefilled syringe should be used.
- b. Throw away (dispose of) the cap right away in your FDA-cleared sharps disposal container (see **step 14** and Throw away (**dispose of**) prefilled syringe and **Figure N**)
  - **Do not** re-cap the prefilled syringe.
  - **Do not** touch the needle shield at the tip of the prefilled syringe to avoid accidental needle stick injury.

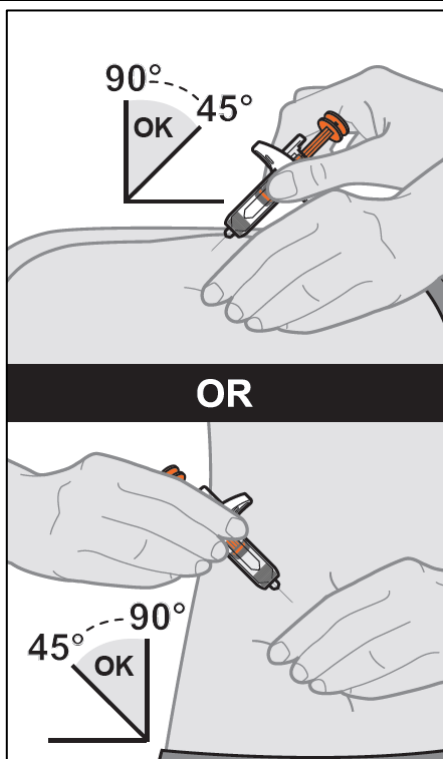


Figure K

#### 10. Insert the prefilled syringe into the injection site.

- a. Gently pinch a fold of skin at the injection site with 1 hand.

Note: Pinching the skin is important to make sure that you inject under the skin (into fatty tissue) but not any deeper (into muscle).

- b. With a quick and “dart-like” motion, insert the Needle completely into the fold of skin at a 45 to 90-degree angle (see **Figure K**).

Note: It is important to use the correct angle to make sure the medicine is delivered under the skin (into fatty tissue), or the injection could be painful, and the medicine may not work.

- **Do not** touch the plunger while inserting the needle into the skin.
- **Do not** pull back on the plunger rod at any time.

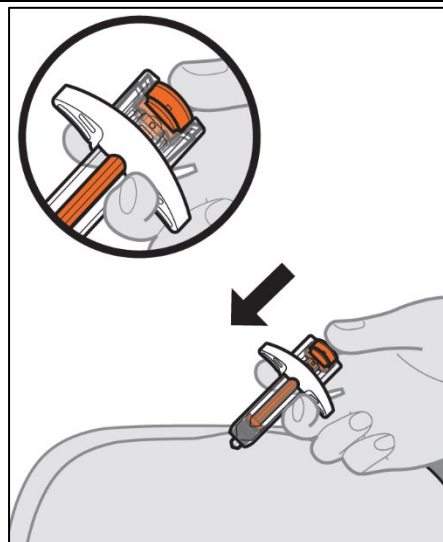


Figure L

#### 11. Give the injection.

- a. After the needle is inserted, release the pinch.
  - b. Slowly push the plunger all the way down until the full dose of medicine gets injected, and the syringe is empty (see **Figure L**).
- **Do not** change the position of the prefilled syringe after the injection has started.
  - If the plunger is not fully pressed, the needle guard will not extend to cover the needle when it is removed.
  - If the needle is not covered, proceed carefully to dispose of the syringe (see step **14. Throw away (dispose of) prefilled syringe.**

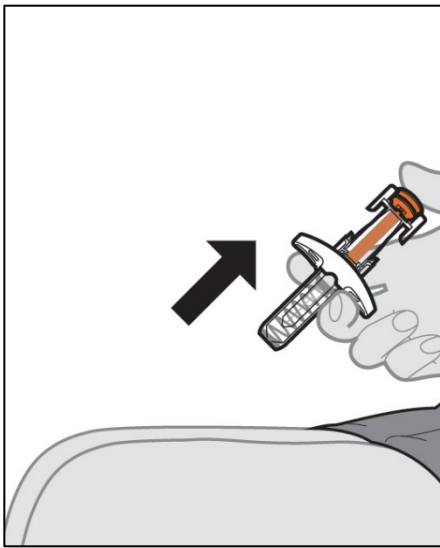


Figure M

## 12. Remove the prefilled syringe from the injection site.

- a. After the prefilled syringe is empty, remove the needle from the injection site and release the plunger until the entire needle is covered by the guard (see **Figure M**).
  - Some bleeding may occur (see step 13. **Care for the injection site**).
  - In case of skin contact with medicine, wash the area that touched the medicine with water.
  - **Do not** reuse the prefilled syringe.

## After the Injection

### 13. Care for the injection site.

- a. If a little bleeding occurs, treat the injection site by gently pressing, not rubbing, a cotton ball or gauze to the site and apply an adhesive bandage if needed.
  - **Do not** rub the injection site.



Figure N

## 14. Throw away (dispose of) the prefilled syringe.

- a. Put the used prefilled syringe and other supplies in your FDA-cleared sharps disposal container right away after use (see **Figure N**).

Note: If your injection is given by another person, this person must also be careful when removing the prefilled syringe and disposing of it to prevent accidental needle stick injury and passing infection.

- **Do not** re-use the prefilled syringe.
- **Do not** put the cap back onto the prefilled syringe.
- **Do not** throw away (dispose of) your used sharps disposal container in your household trash.
- **Do not** recycle your used sharps disposal container.
- Keep the Tocilizumab-anoh prefilled syringe and disposal container out of the reach of children.

If you do not have an FDA-cleared sharps disposal container, you may use a household container that is:

- made of a heavy-duty plastic
- can be closed with a tight-fitting, puncture-resistant lid, without sharps being able to come out
- upright stable during use
- leak-resistant
- properly labeled to warn of hazardous waste inside the container

When your sharps disposal container is almost full, you will need to follow your community guidelines for the right way to dispose of your sharps disposal container. There may be state or local laws about how you should dispose of used prefilled syringes. For more information about the safe sharps disposal, and for specific information about sharps disposal in the state that you live in, go to the FDA's website at: <http://www.fda.gov/safesharpsdisposal>.

## 15. Record your injection.

**a.** Write the date, time, and specific part of your body where you injected yourself.

This Instructions for Use has been approved by the U.S. Food and Drug Administration.  
Issued: 1/2025

Manufactured by: CELLTRION, Inc., 23, Academy-ro, Yeonsu-gu, Incheon, 22014, Republic of Korea  
US License Number 1996

Distributed by: CELLTRION USA, Inc., One Evertrust Plaza Suite 1207, Jersey City, NJ 07302

**Instructions for Use**  
**Tocilizumab-anoh (toe si liz' ue mab-anoh)**  
**Injection, For Subcutaneous Use**  
**Single-dose Prefilled Autoinjector**

Read and follow the Instructions for Use that come with your Tocilizumab-anoh prefilled autoinjector before you start using it and each time you get a refill. There may be new information. Before you use Tocilizumab-anoh, make sure your healthcare provider shows you the right way to use it.

**Important Information**

- **Do not** remove the prefilled autoinjector cap until you are ready to inject Tocilizumab-anoh.
- **Do not** try to take apart the prefilled autoinjector at any time.
- **Do not** reuse the same prefilled autoinjector.
- **Do not** inject through clothing.
- **Do not** use the prefilled autoinjector if it has been dropped or damaged.

**Storing Tocilizumab-anoh**

- Store the unused prefilled autoinjector in the original carton in a refrigerator between 36°F to 46°F (2°C to 8°C). **Do not** freeze.
- When removed from the refrigerator, Tocilizumab-anoh can be stored up to 3 weeks at or below 77°F (25°C). If not used within the 3 weeks, Tocilizumab-anoh should be thrown away (discarded).
- Keep the prefilled autoinjector out of direct sunlight.
- **Do not** remove the prefilled autoinjector from its original carton during storage.
- **Do not** leave the prefilled autoinjector unattended.
- Keep the prefilled autoinjector out of the reach of children.



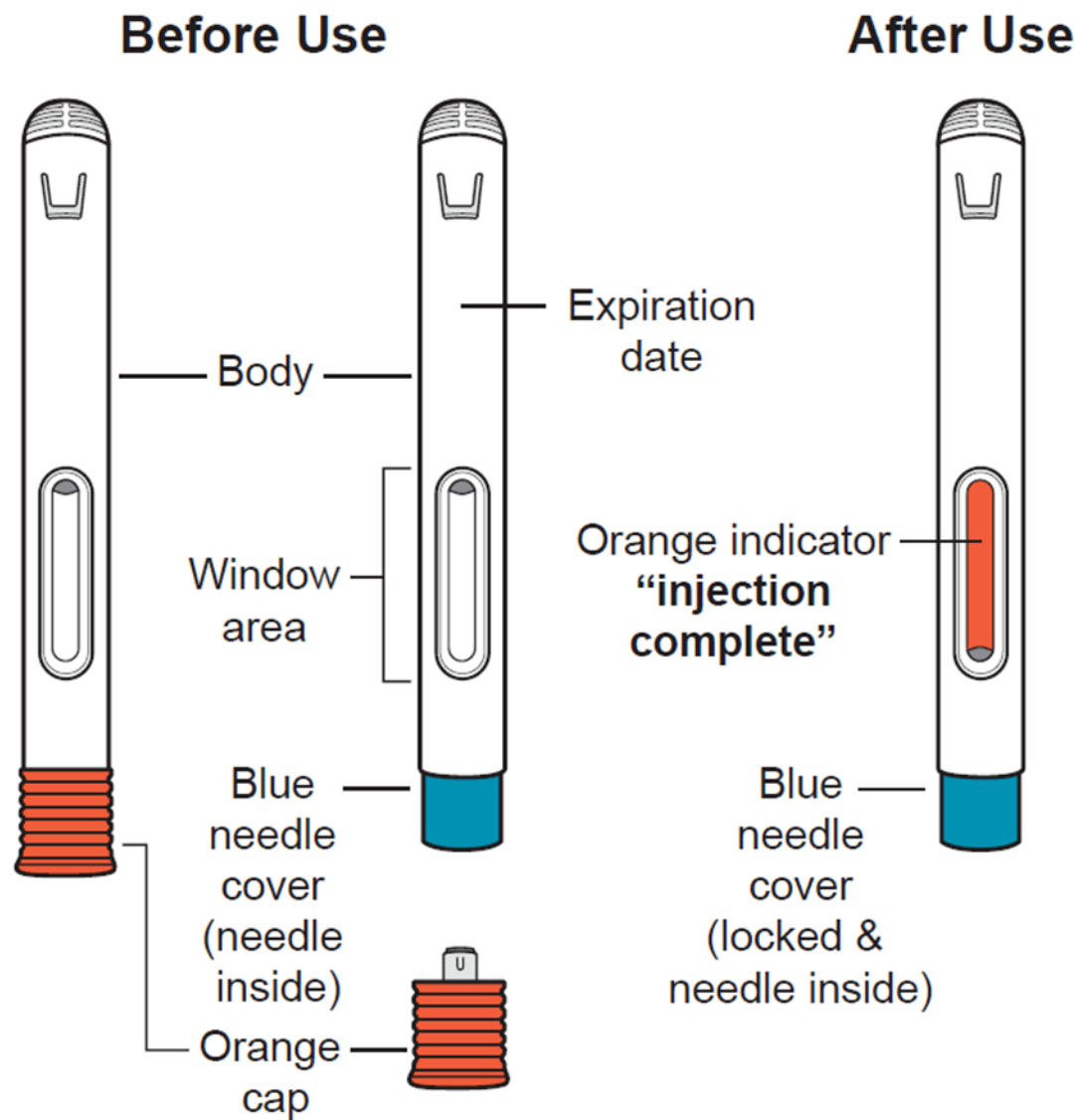


Figure A

## Preparing for the Injection

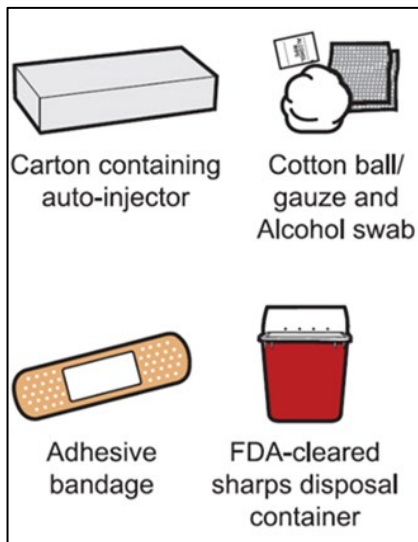


Figure B

### 1. Gather the supplies for the injection.

- a. Prepare a clean, flat surface, such as a table or countertop, in a well-lit area.
- b. Take the carton containing the prefilled autoinjector out of the refrigerator.
- c. Make sure you have the following supplies (see Figure B):
  - Carton containing Tocilizumab-anoh prefilled autoinjector

#### Not included in the carton:

- Cotton ball or gauze
- Adhesive bandage
- FDA-cleared Sharps disposal container
- Alcohol swab

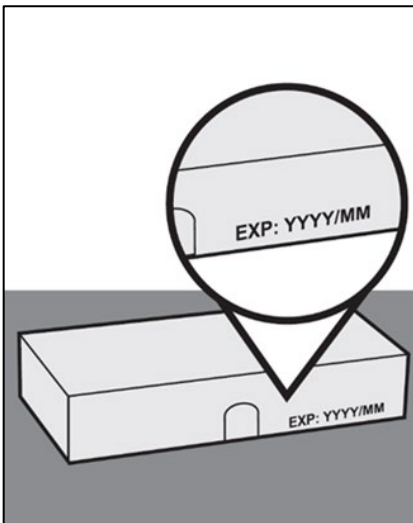


Figure C

### 2. Inspect the carton (see Figure C).

- a. Look at the carton and make sure you have the correct medicine and dose strength. (Tocilizumab-anoh)
- b. Check the expiration (EXP) date on the carton to make sure the date has not passed.
  - **Do not** use the prefilled autoinjector if the expiration (EXP) date has passed.
  - If you are opening the carton for the first time, check to make sure that it is properly sealed.
  - **Do not** use the prefilled autoinjector if the carton looks like it has been opened or damaged.

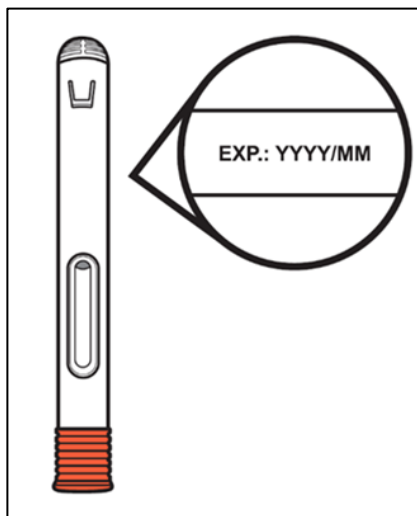


Figure D

### 3. Inspect the Prefilled autoinjector.

- a. Open the carton and remove one single-dose prefilled autoinjector from the carton. Return any remaining Tocilizumab-anoh prefilled autoinjectors in the box to the refrigerator.
- b. Check the expiration (EXP) date on the Tocilizumab-anoh prefilled autoinjector (**see Figure D**).
  - **Do not** use the prefilled autoinjector if the expiration (EXP) date has passed. If the expiration (EXP) date has passed, safely throw away (dispose of) the prefilled autoinjector in your sharps disposal container and get a new one.
- c. Check the prefilled autoinjector to make sure it is not damaged and shows no sign of leakage.
  - **Do not** use the prefilled autoinjector if it has been dropped, damaged, or has leaked.

Note: A small gap between the orange cap and injector body is normal.

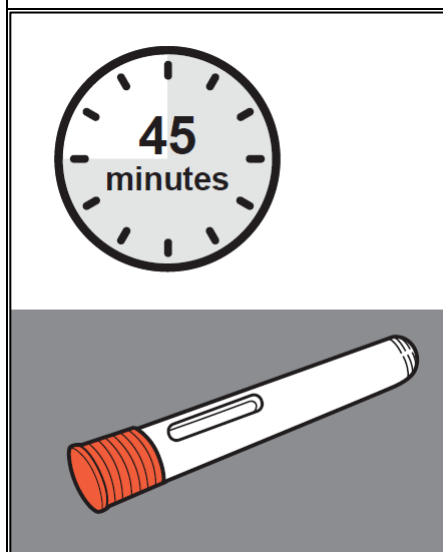


Figure E

### 4. Wait 45 minutes.

- a. Leave the prefilled autoinjector outside of the carton at room temperature between 68°F to 77°F (20°C to 25°C) for 45 minutes to allow it to warm up (**see Figure E**).
  - **Do not** warm the prefilled autoinjector using heat sources such as hot water or a microwave.
  - **Do not** leave the prefilled autoinjector in the direct sunlight.
  - **Do not** remove the cap while allowing your prefilled autoinjector to reach room temperature.
  - If the prefilled autoinjector does not reach room temperature, this could cause discomfort.

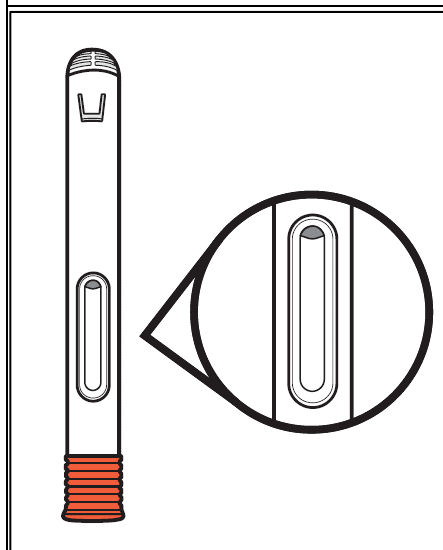


Figure F

### 5. Inspect the medicine.

- a. Hold your Tocilizumab-anoh with the cap pointing down.
- b. Look at the medicine and confirm that the liquid is clear, to slightly pearly and colorless to yellow and does not contain any particles or flakes (**see Figure F**).
  - **Do not** use the prefilled autoinjector if the liquid is discolored, cloudy, or has particles or flakes in it. Safely dispose of the prefilled autoinjector in a FDA-cleared sharps disposal container and use a new one.
  - Air bubbles are normal.

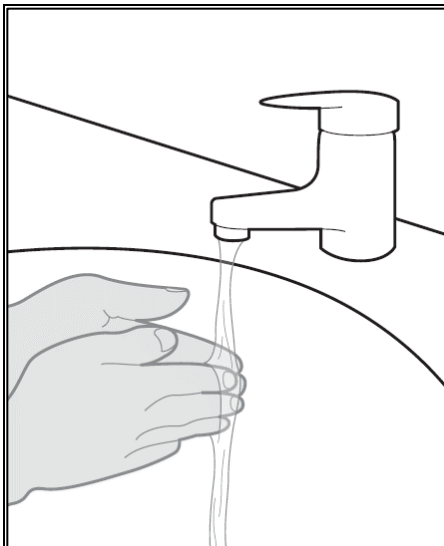


Figure G

## 6. Wash your hands.

- a. Wash your hands with soap and water and dry them thoroughly (see **Figure G**).

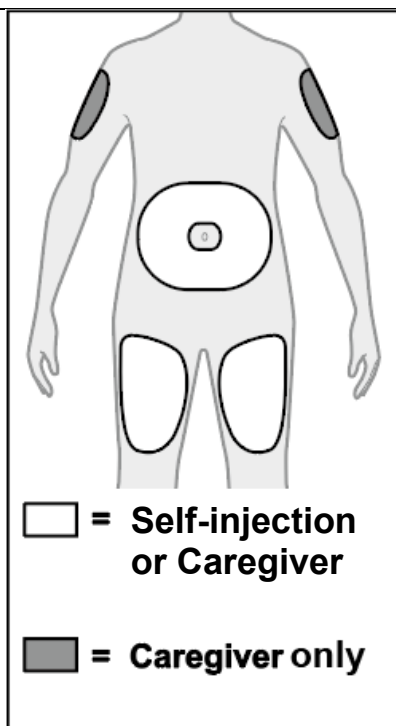


Figure H

## 7. Choose an injection site (see **Figure H**).

- a. You may inject into
  - The front of the thighs
  - The stomach (abdomen), except for the 2 inches (5 cm) around the belly button.
  - The outer area of the upper arm (only if you are a caregiver).
- **Do not** inject into the upper arm by yourself.
- Choose a different injection site for each new injection at least 1 inch (2.5 cm) from the last area you injected.
- **Do not** inject into moles, scars, bruises, or areas where the skin is tender, red, hard or not intact.

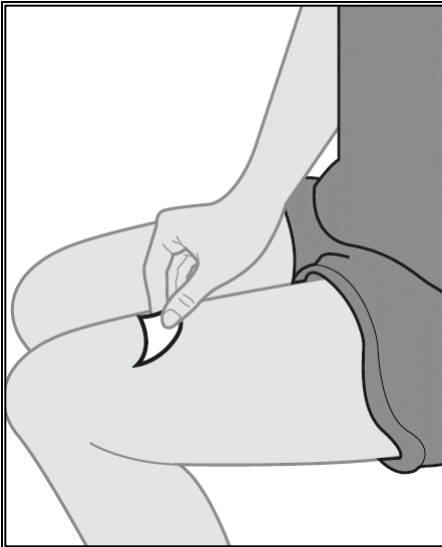


Figure I

## 8. Clean the injection site.

- a. Wipe the injection site with an alcohol swab and let it air dry (see **Figure I**). This will reduce the chance of getting an infection.
  - **Do not** touch the injection site again before giving the injection.
  - **Do not** fan or blow on the clean area.

## Giving the Injection

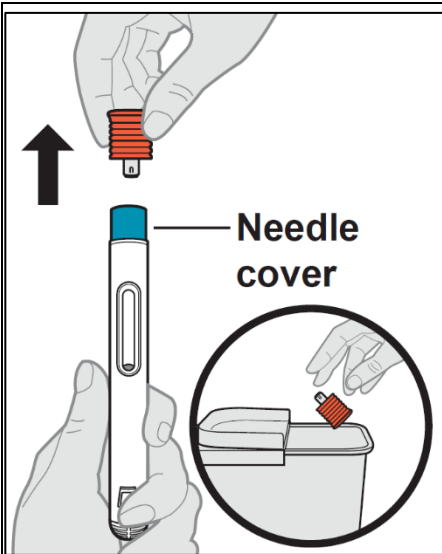


Figure J

## 9. Remove the cap.

- a. Hold the prefilled autoinjector by the injector body with the cap on top using 1 hand.  
Gently pull the cap straight off with the other hand (see **Figure J**).  
Note: If you cannot remove the cap, you should ask a caregiver for help or contact your healthcare provider.
- b. Throw away (dispose of) the cap right away in your FDA-cleared sharps disposal container (see **step 14** and **Figure O**)
  - **Do not** re-cap the prefilled autoinjector.
  - **Do not** touch the needle shield at the tip of the prefilled autoinjector to avoid accidental needle stick injury.
  - After you remove the cap, the prefilled autoinjector is ready for use. If the prefilled autoinjector is not used within 3 minutes of cap removal, throw away the prefilled autoinjector in a FDA-cleared sharps disposal container and use a new prefilled autoinjector.

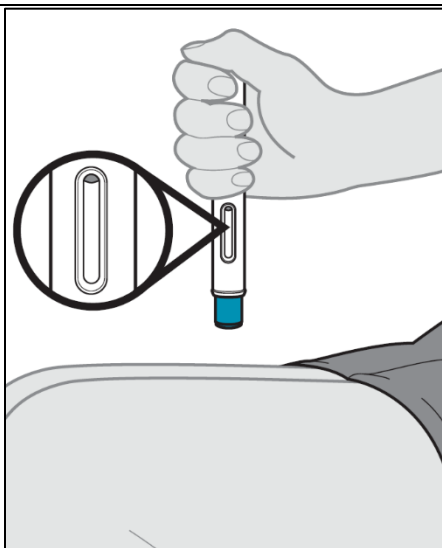


Figure K

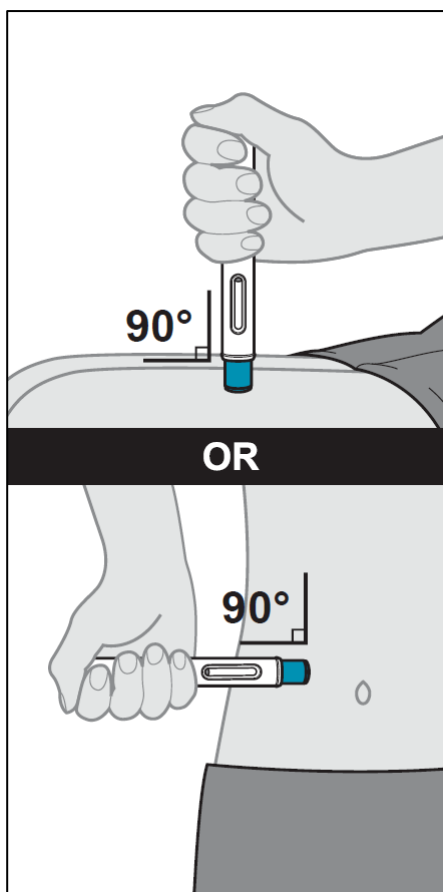


Figure L

**10. Place the prefilled autoinjector on the injection site.**

- a. Hold the prefilled autoinjector comfortably in 1 hand so that you can see the window (see **Figure K**).
- b. Without pinching or stretching the skin, place the prefilled autoinjector against the skin at a 90-degree angle (see **Figure L**).

Note: It is important to use the correct angle to make sure the medicine is delivered under the skin (into fatty tissue), or the injection could be painful, and the medicine may not work

- **Do not** inject into muscle or a blood vessel.

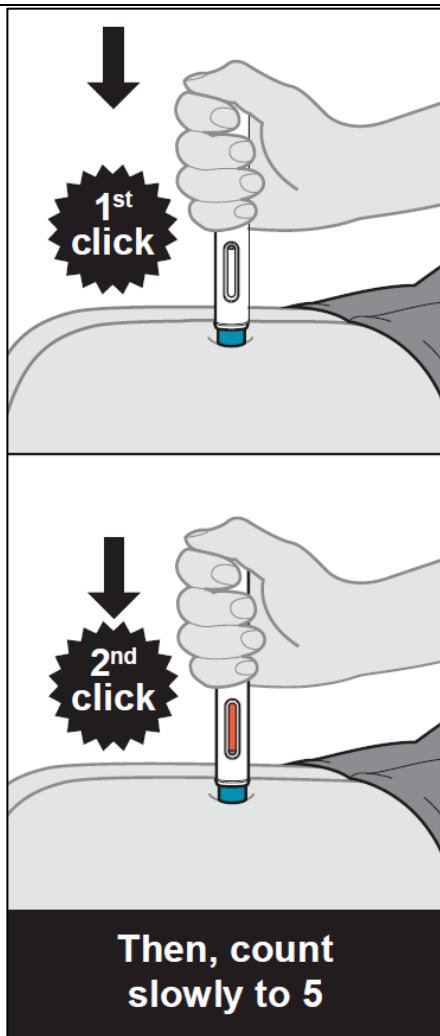


Figure M

#### 11. Give the injection.

- a. Firmly press the prefilled autoinjector into the skin to begin the injection.
- b. When the injection starts you will hear the 1st “click” and the orange indicator will begin to fill the window (see **Figure M**).
- c. Keep holding the prefilled autoinjector firmly against the skin and listen for the 2<sup>nd</sup> “click”.
- d. After you hear the 2<sup>nd</sup> “click”, continue to hold the prefilled autoinjector firmly against the skin and **count slowly to 5** to make sure you inject the full dose (see **Figure M**).
- e. Watch the orange indicator until it stops moving and has reached the end of the window to be sure the full dose of medicine is injected.

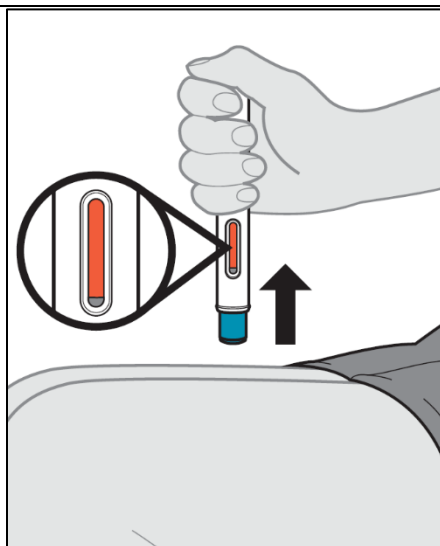


Figure N

#### 12. Remove the prefilled autoinjector from the injection site.

- a. When the orange indicator has stopped moving, lift the prefilled autoinjector straight off of the injection site at a 90-degree angle to remove the needle from the skin.
- The needle cover will automatically move out and lock into place covering the needle (see **Figure N**).

Note: If the window has not turned completely orange or if the medicine is still injecting, this means you have not received a full dose. Carefully place the prefilled autoinjector into the FDA-cleared sharps disposal container and call your healthcare provider immediately.

- **Do not** touch the needle cover of the prefilled autoinjector.
- **Do not** try to re-use the prefilled autoinjector.
- **Do not** repeat the injection with another prefilled autoinjector.



## After the Injection

### 13. Care for the injection site.

- a. If a little bleeding occurs, treat the injection site by gently pressing, not rubbing, a cotton ball or gauze to the site and apply an adhesive bandage if needed.
  - **Do not** rub the injection site



Figure O

### 14. Dispose of Tocilizumab-anoh.

- a. Put the used prefilled autoinjector and other supplies in your FDA-cleared sharps disposal container right away after use (see **Figure O**).

Note: If your injection is given by another person, this person must also be careful when removing the prefilled autoinjector and disposing of it to prevent accidental needle stick injury and passing infection.

- **Do not** re-use the prefilled autoinjector.
- **Do not** put the cap back onto the prefilled autoinjector.
- **Do not** dispose of your used sharps disposal container in your household trash.
- **Do not** recycle your used sharps disposal container.
- Keep the Tocilizumab-anoh prefilled autoinjector and disposal container out of the reach of children.

If you do not have an FDA-cleared sharps disposal container, you may use a household container that is:

- made of a heavy-duty plastic
- can be closed with a tight-fitting, puncture-resistant lid, without sharps being able to come out
- upright stable during use
- leak-resistant
- properly labeled to warn of hazardous waste inside the container

When your sharps disposal container is almost full, you will need to follow your community guidelines for the right way to dispose of your sharps disposal container. There may be state or local laws about how you should dispose of used autoinjectors. For more information about the safe sharps disposal, and for specific information about sharps disposal in the state that you live in, go to the FDA's website at: <http://www.fda.gov/safesharpsdisposal>.

### 15. Record your injection.

- a. Write the date, time, and specific part of your body where you injected yourself.

This Instructions for Use has been approved by the U.S. Food and Drug Administration.  
Issued: 1/2025

Manufactured by: CELLTRION, Inc., 23, Academy-ro, Yeonsu-gu, Incheon, 22014, Republic of Korea  
US License Number 1996

Distributed by: CELLTRION USA, Inc., One Evertrust Plaza Suite 1207, Jersey City, NJ 07302

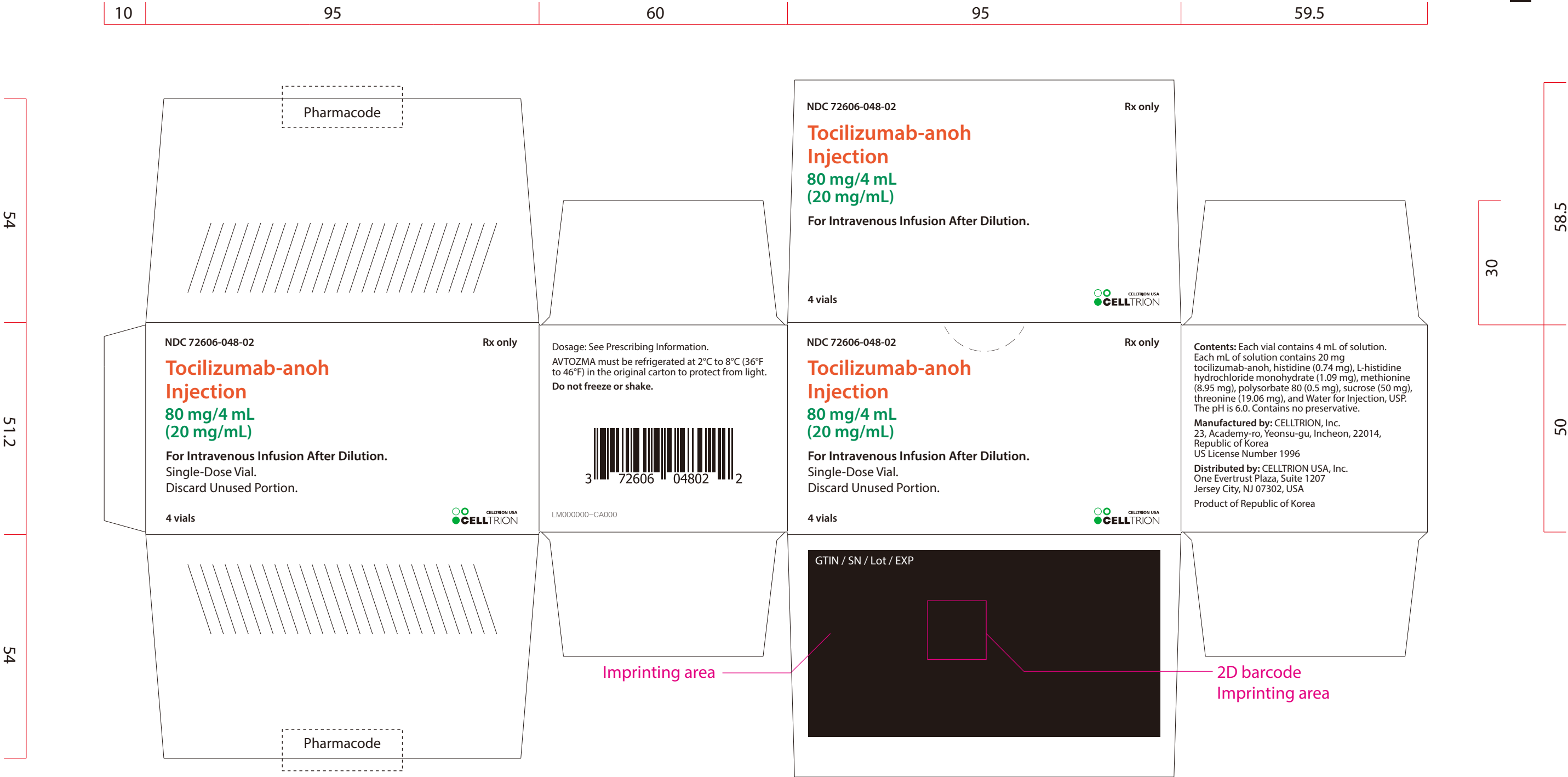
20	25	25	25	50	49	50	48.4
----	----	----	----	----	----	----	------

- Pantone 361 C
- Pantone 171 C
- Pantone 340 C
- Black



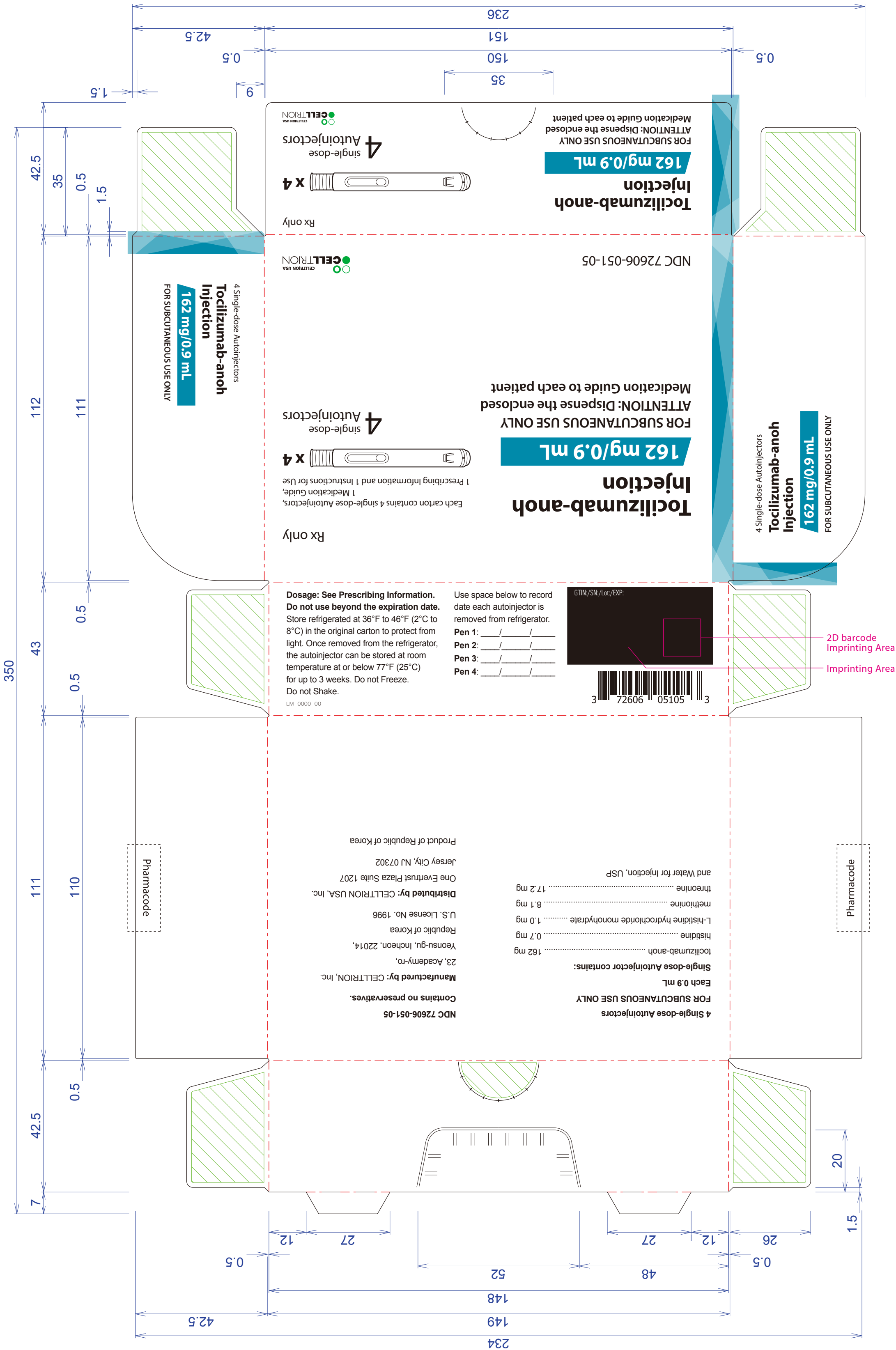
CT-P47 Tocilizumab-anoh 80 mg Carton (US)

- Pantone 361 C
- Pantone 171 C
- Pantone 340 C
- Black





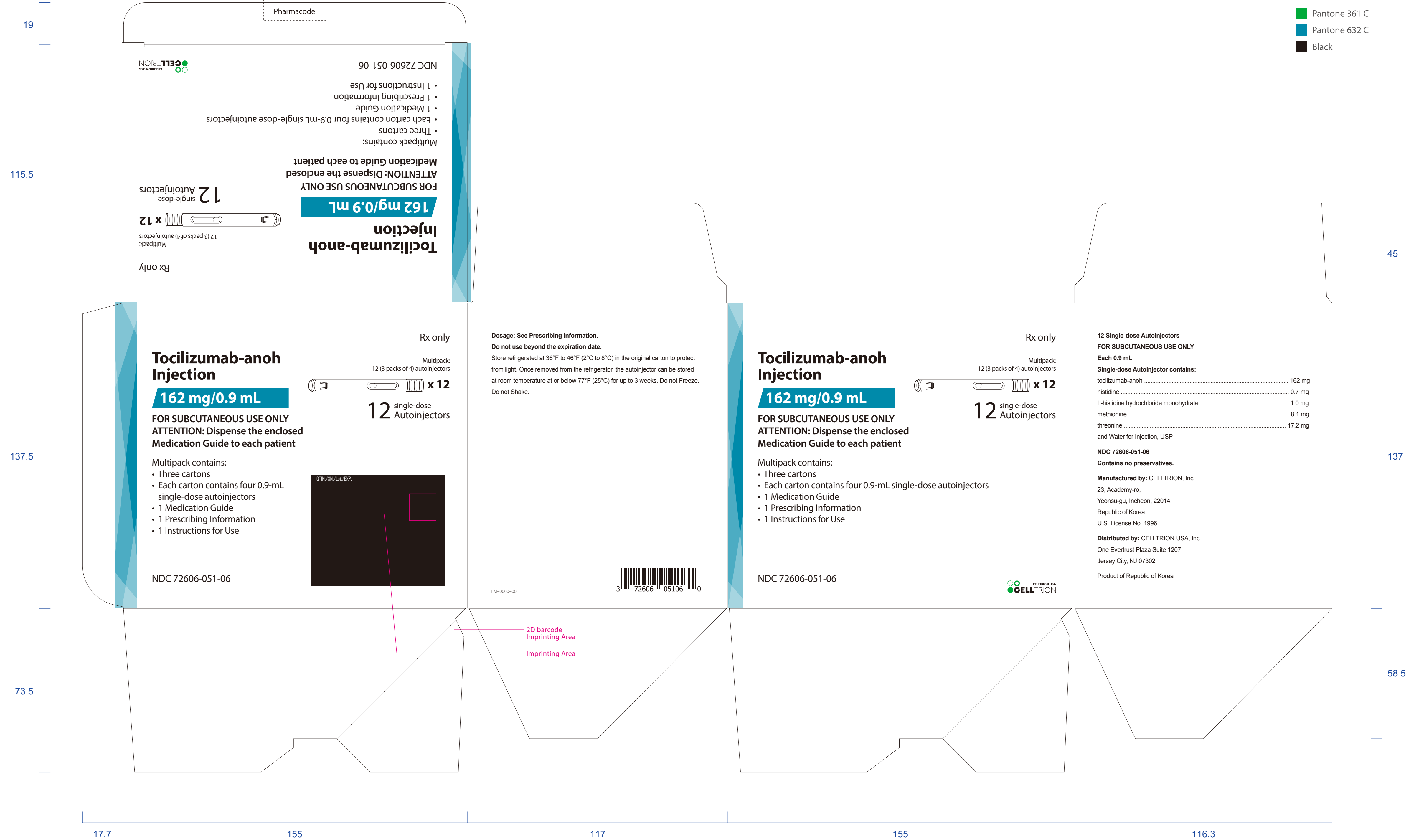
- Pantone 361 C
- Pantone 632 C
- Black



CT-P47 Tocilizumab-anoh 162 mg AI 4 Pack Carton (US)



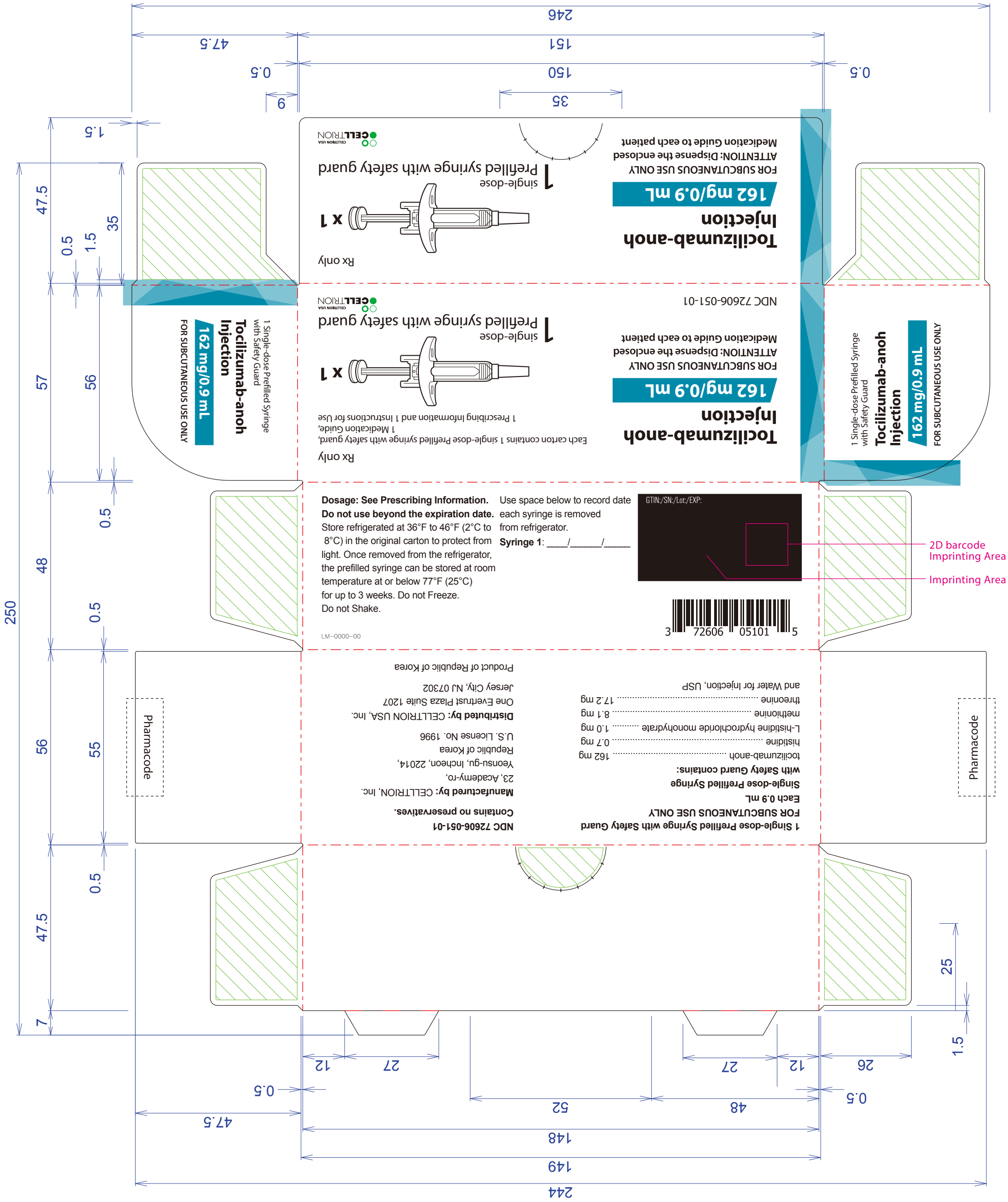




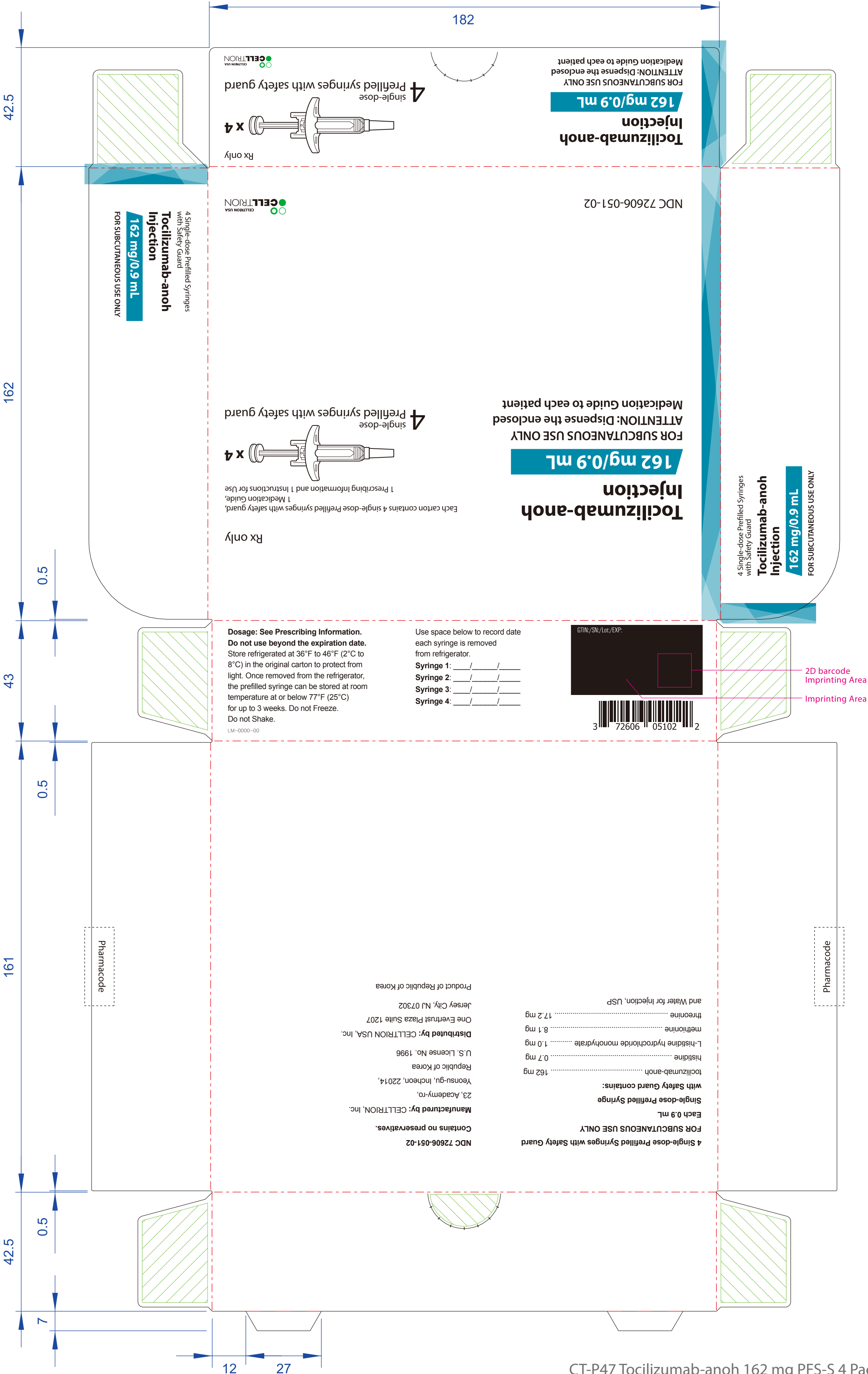
CT-P47 Tocilizumab-anoh 162 mg AI 12 Pack Outer Carton (US)



- Pantone 361 C
- Pantone 632 C
- Black

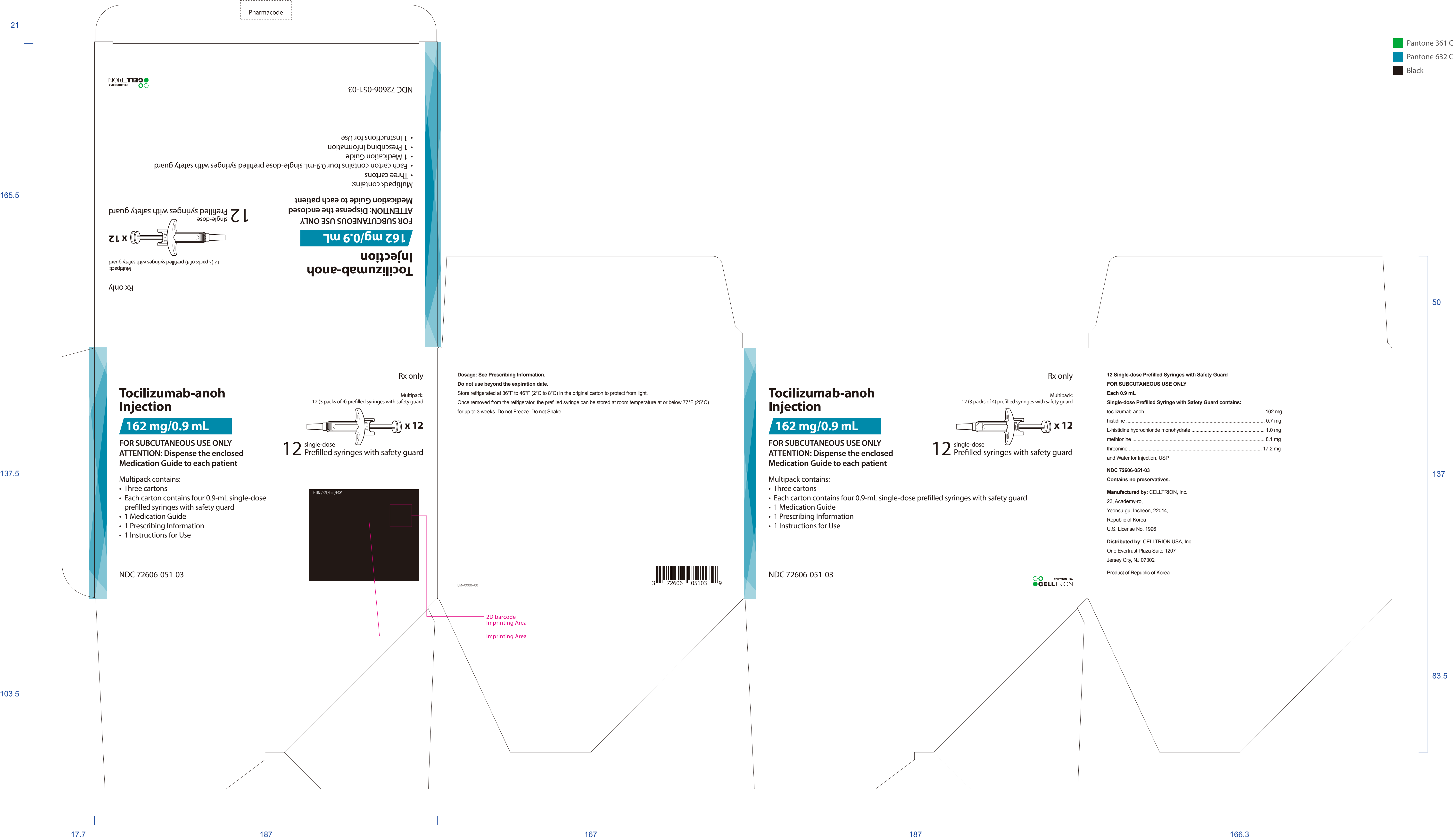


CT-P47 Tocilizumab-anoh 162 mg PFS-S 1 Pack Carton (US)



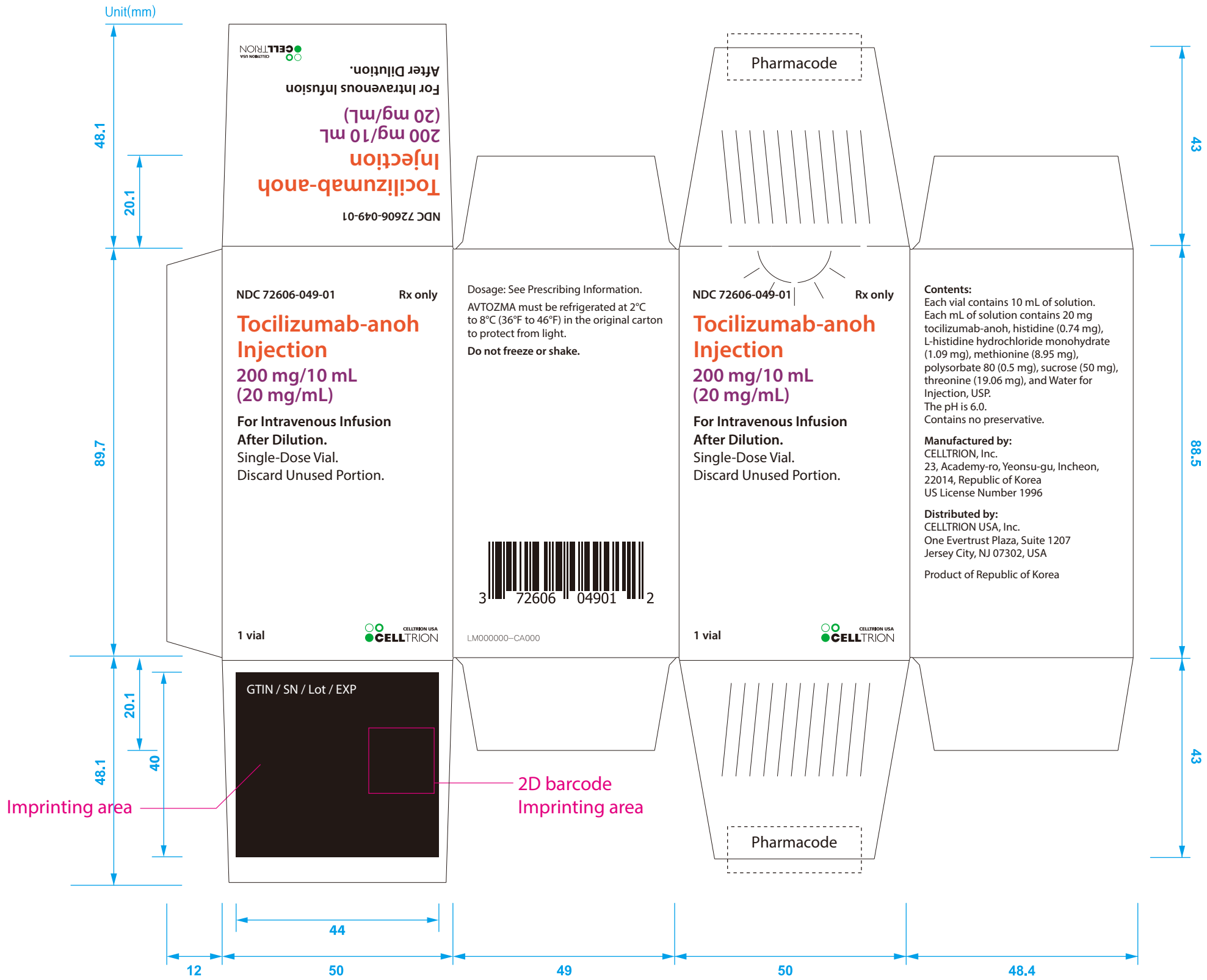
CT-P47 Tocilizumab-anoh 162 mg PFS-S 4 Pack Carton (US)





Pantone 361 C  
Pantone 632 C  
Black

- Pantone 361 C
- Pantone 171 C
- Pantone 7656 C
- Black



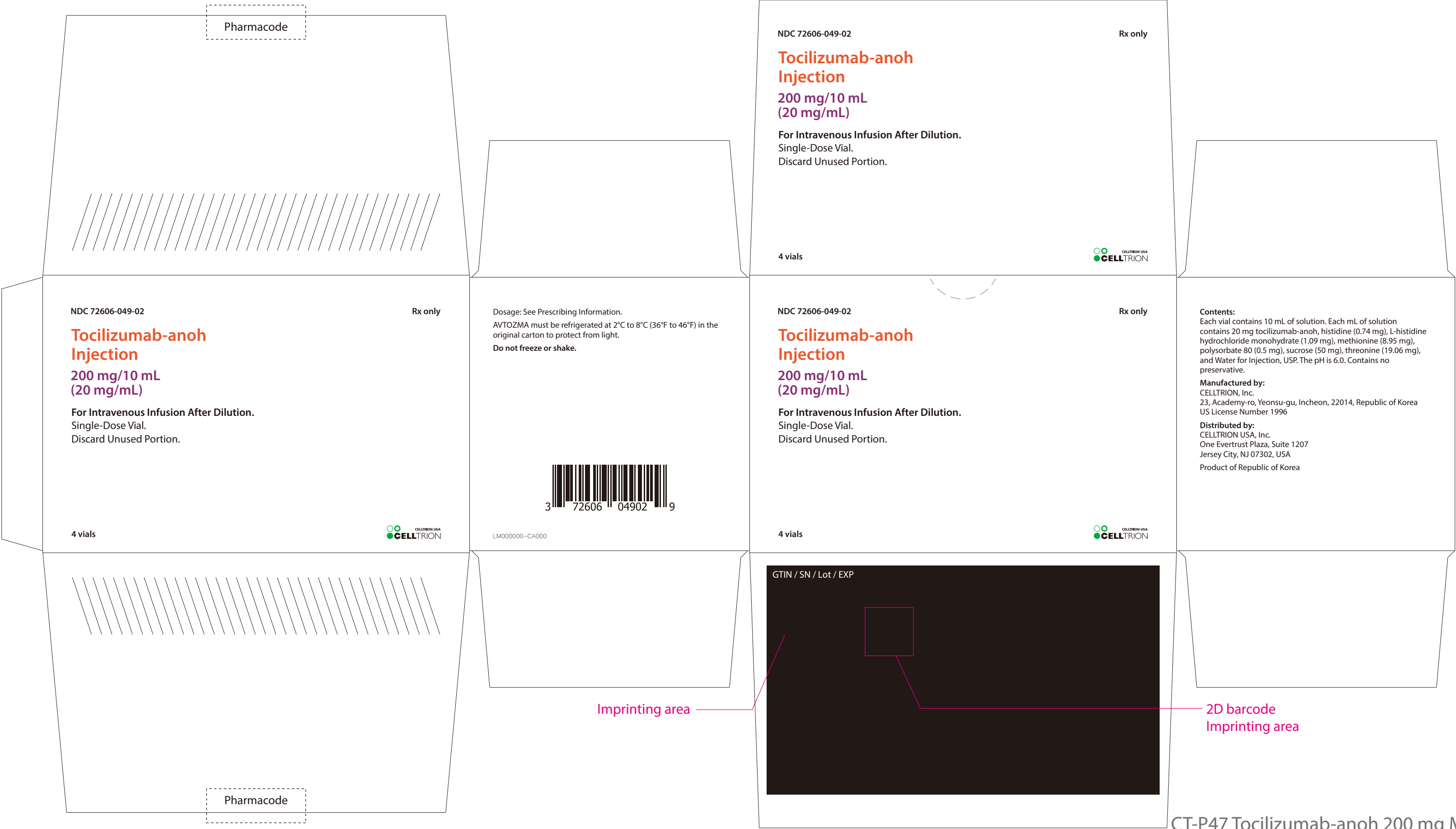
CT-P47 Tocilizumab-anoh 200 mg Carton (US)

- Pantone 361 C
- Pantone 171 C
- Pantone 7656 C
- Black

76

81.2

76



40

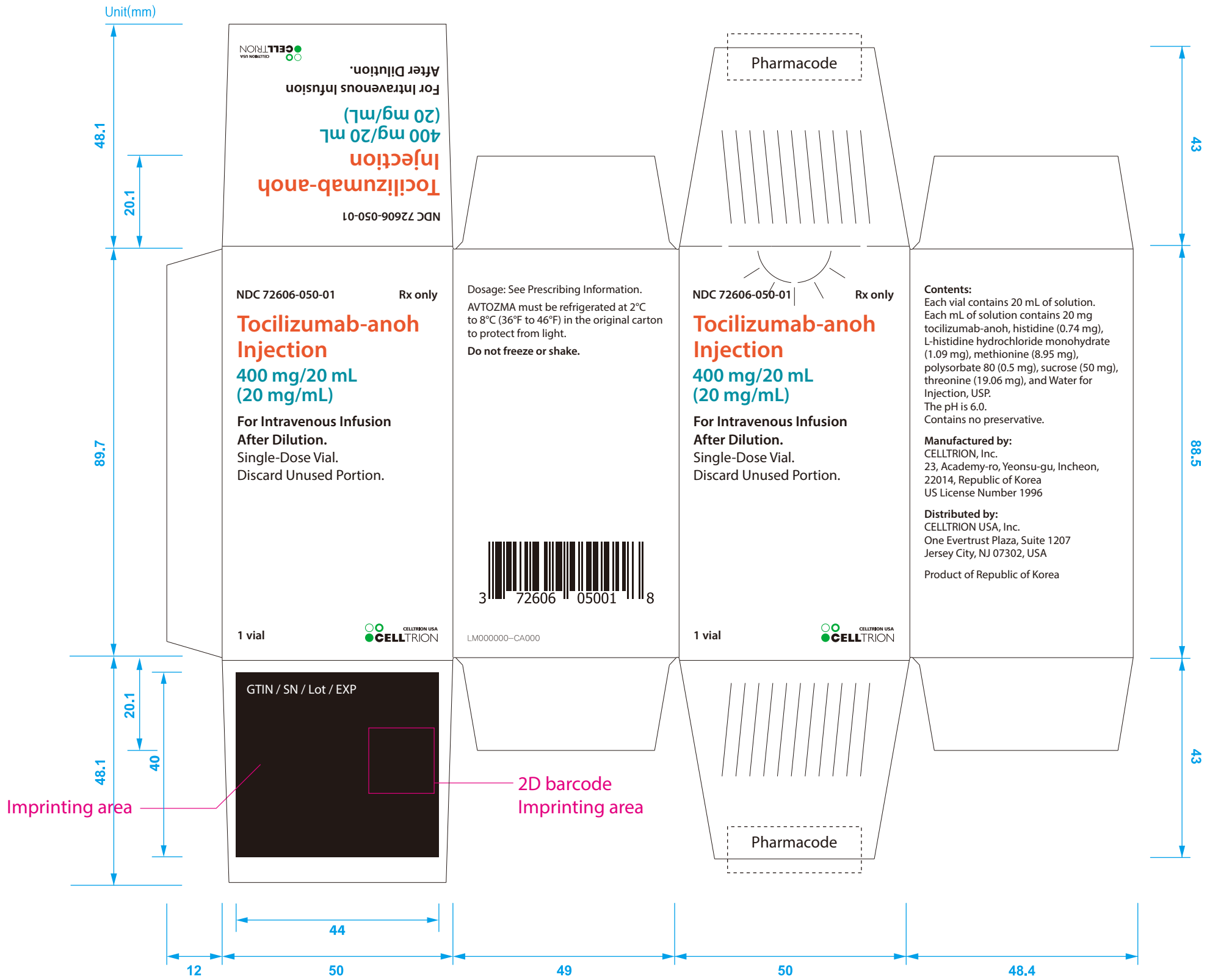
80.5

80

CT-P47 Tocilizumab-anoh 200 mg Multi pack - 4vials (US)



- Pantone 361 C
- Pantone 171 C
- Pantone 7711 C
- Black



CT-P47 Tocilizumab-anoh 400 mg Carton (US)



- Pantone 361 C
- Pantone 171 C
- Pantone 7711 C
- Black

76

81.2

76

40

80.5

80

Pharmacode

NDC 72606-050-02

**Tocilizumab-anoh Injection**

400 mg/20 mL (20 mg/mL)

For Intravenous Infusion After Dilution.  
Single-Dose Vial.  
Discard Unused Portion.

4 vials

CELLTRION USA

CELLTRION

Dosage: See Prescribing Information.  
AVTOZMA must be refrigerated at 2°C to 8°C (36°F to 46°F) in the original carton to protect from light.  
Do not freeze or shake.

3

72606 05002

5

LM000000-CA000

NDC 72606-050-02

**Tocilizumab-anoh Injection**

400 mg/20 mL (20 mg/mL)

For Intravenous Infusion After Dilution.  
Single-Dose Vial.  
Discard Unused Portion.

4 vials

CELLTRION USA

CELLTRION

GTIN / SN / Lot / EXP

Contents:

Each vial contains 20 mL of solution. Each mL of solution contains 20 mg tocilizumab-anoh, histidine (0.74 mg), L-histidine hydrochloride monohydrate (1.09 mg), methionine (8.95 mg), polysorbate 80 (0.5 mg), sucrose (50 mg), threonine (19.06 mg), and Water for Injection, USP. The pH is 6.0. Contains no preservative.

Manufactured by:

CELLTRION, Inc.  
23, Academy-ro, Yeonsu-gu, Incheon, 22014, Republic of Korea  
US License Number 1996

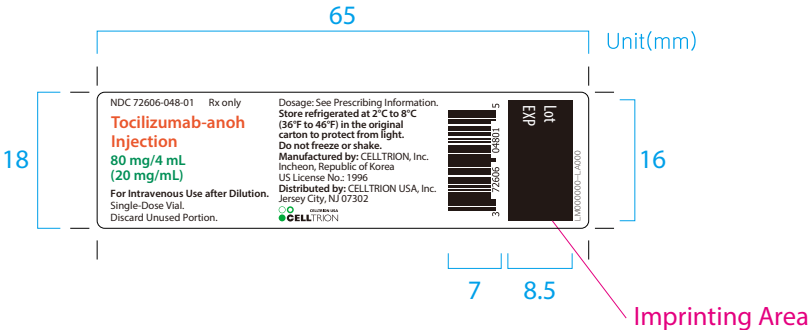
Distributed by:

CELLTRION USA, Inc.  
One Evertrust Plaza, Suite 1207  
Jersey City, NJ 07302, USA  
Product of Republic of Korea

CT-P47 Tocilizumab-anoh 400 mg Multi pack - 4vials (US)

Reference ID: 5517719

- Pantone 361 C
- Pantone 171 C
- Pantone 340 C
- Black

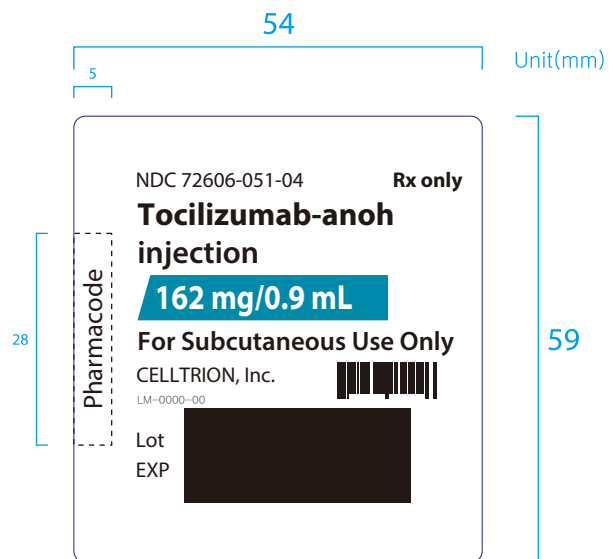


CT-P47 Tocilizumab-anoh 80 mg Vial (US)

 Pantone 632 C

 Black

 Die-cut

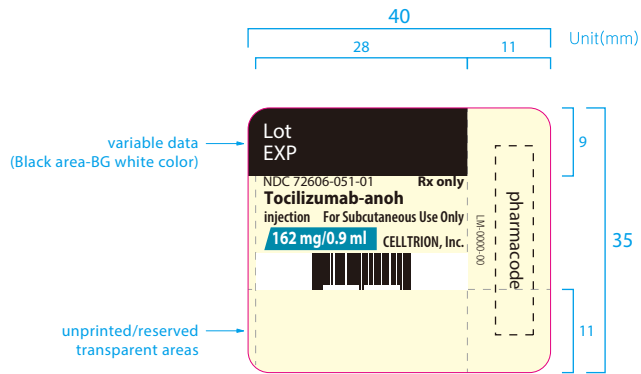


CT-P47 Tocilizumab-anoh 162 mg AI 1 Pack Label (US)

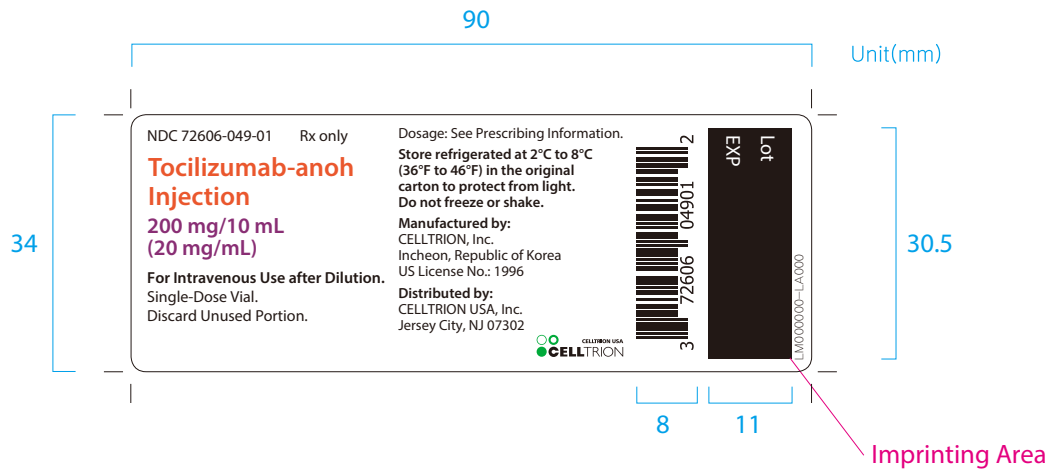
 Pantone 632 C

 Black

 Die-cut



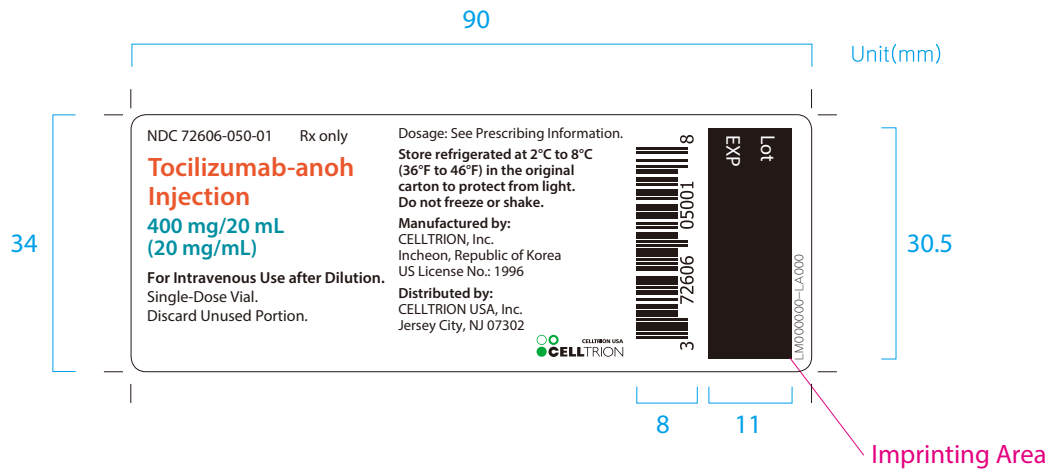
CT-P47 Tocilizumab-anoh 162 mg PFS-S 1 Pack Label (US)



- Pantone 361 C
- Pantone 171 C
- Pantone 7656 C
- Black



CT-P47 Tocilizumab-anoh 200 mg Vial (US)



- Pantone 361 C
- Pantone 171 C
- Pantone 7711 C
- Black



CT-P47 Tocilizumab-anoh 400 mg Vial (US)